



### MATCH STATISTICS

比赛技术统计 / STATISTIQUES DU MATCH

P3

Match Duration: 2h17m  
Spectators: 12,500




USA vs RUS  
3 vs 2

Team	Sets	1	2	3	4	5	Total
USA	3	25	25	25	22	15	112
RUS	2	22	21	27	25	13	108
	Playing Time	26m	26m	31m	25m	17m	2h05m

First Referee: SAKAIDE Osamu (JPN)

Second Referee: AL-NAAMA Ibrahim (QAT)

#### USA - United States

Scoring Spikers	Rk	No	Name	Spikes	Faults	Shots	Total Attempts	Eff %	
	1	8	PRIDDY William	17	2	17	36	41.67	
	2	10	SALMON Riley	13	6	7	26	26.92	
	3	13	STANLEY Clayton	11	6	18	35	14.29	
		9	MILLAR Ryan	12	2	6	20		
		4	LEE David	9	1	6	16		
		1	BALL Lloy	4	1	2	7		
		12	HOFF Thomas	-	-	1	1		
		2	ROONEY Sean	-	-	-	-		
		5	LAMBOURNE Richard	-	-	-	-		
		14	HANSEN Kevin	-	-	-	-		
		15	GARDNER Gabriel	-	-	-	-		
		18	TOUZINSKY Scott	-	-	-	-		
	Limit	15.00 %							
	<b>Team Totals</b>				66	18	57	141	34.04
	Scoring Blockers	Rk	No	Name	Kill Blocks	Faults	Rebounds	Total Attempts	Avg by Set
		1	4	LEE David	3	3	6	12	0.60
		2	9	MILLAR Ryan	2	10	9	21	0.40
		3	1	BALL Lloy	1	1	8	10	0.20
3		13	STANLEY Clayton	1	-	7	8	0.20	
5		8	PRIDDY William	-	3	6	9	0.00	
5		10	SALMON Riley	-	3	5	8	0.00	
5		12	HOFF Thomas	-	1	2	3	0.00	
		2	ROONEY Sean	-	-	-	-		
		5	LAMBOURNE Richard	-	-	-	-		
		14	HANSEN Kevin	-	-	-	-		
		15	GARDNER Gabriel	-	-	-	-		
		18	TOUZINSKY Scott	-	-	-	-		
<b>Team Totals</b>					7	21	43	71	1.40
Scoring Servers		Rk	No	Name	Aces	Faults	Serve Hits	Total Attempts	Avg by Set
		1	13	STANLEY Clayton	7	6	11	24	1.40
		2	8	PRIDDY William	1	5	9	15	0.20
		3	10	SALMON Riley	-	4	13	17	0.00
		3	4	LEE David	-	1	15	16	0.00
	3	1	BALL Lloy	-	2	13	15	0.00	
	3	9	MILLAR Ryan	-	1	13	14	0.00	
	3	2	ROONEY Sean	-	-	10	10	0.00	
		5	LAMBOURNE Richard	-	-	-	-		
		12	HOFF Thomas	-	-	-	-		
		14	HANSEN Kevin	-	-	-	-		
		15	GARDNER Gabriel	-	-	-	-		
		18	TOUZINSKY Scott	-	-	-	-		
	<b>Team Totals</b>				8	19	84	111	1.60
	<b>Team</b>	<b>Opponent Errors &amp; Team Faults</b>			31	14			



## MATCH STATISTICS

比赛技术统计 / STATISTIQUES DU MATCH

P3

Match Duration: 2h17m  
Spectators: 12,500




USA vs RUS  
3 vs 2

Team	Sets	1	2	3	4	5	Total
USA	3	25	25	25	22	15	112
RUS	2	22	21	27	25	13	108
<b>Playing Time</b>		26m	26m	31m	25m	17m	2h05m

First Referee: SAKAIDE Osamu (JPN)

Second Referee: AL-NAAMA Ibrahim (QAT)

### USA - United States

Non-scoring Diggers		Rk	No	Name	Digs	Faults	Receptions	Total Attempts	Avg by Set	
	1	8	PRIDDY William	12	5	1	18	2.40		
	2	10	SALMON Riley	10	3	-	13	2.00		
	3	1	BALL Lloy	7	6	1	14	1.40		
	3	5	LAMBOURNE Richard	7	6	1	14	1.40		
	5	13	STANLEY Clayton	6	10	1	17	1.20		
	5	4	LEE David	6	3	1	10	1.20		
	7	9	MILLAR Ryan	3	1	1	5	0.60		
	8	2	ROONEY Sean	-	1	-	1	0.00		
		12	HOFF Thomas	-	-	-	-	-		
		14	HANSEN Kevin	-	-	-	-	-		
		15	GARDNER Gabriel	-	-	-	-	-		
		18	TOUZINSKY Scott	-	-	-	-	-		
	<b>Team Totals</b>				51	35	6	92	10.20	
	Non-scoring Setters		Rk	No	Name	Running Sets	Faults	Still Sets	Total Attempts	Avg by Set
		1	1	BALL Lloy	30	-	79	109	6.00	
		2	5	LAMBOURNE Richard	-	-	6	6	0.00	
		2	8	PRIDDY William	-	-	5	5	0.00	
		2	13	STANLEY Clayton	-	-	4	4	0.00	
2		10	SALMON Riley	-	-	3	3	0.00		
2		4	LEE David	-	-	2	2	0.00		
2		2	ROONEY Sean	-	-	1	1	0.00		
2		9	MILLAR Ryan	-	-	1	1	0.00		
		12	HOFF Thomas	-	-	-	-	-		
		14	HANSEN Kevin	-	-	-	-	-		
		15	GARDNER Gabriel	-	-	-	-	-		
		18	TOUZINSKY Scott	-	-	-	-	-		
<b>Team Totals</b>				30	-	101	131	6.00		
Non-scoring Receivers		Rk	No	Name	Excellents	Faults	Serve Receptions	Total Attempts	Succ %	
		1	5	LAMBOURNE Richard	32	-	7	39	82.05	
		2	10	SALMON Riley	24	1	6	31	77.42	
			8	PRIDDY William	16	-	1	17	-	
			9	MILLAR Ryan	-	-	2	2	-	
		1	BALL Lloy	-	-	-	-	-		
		2	ROONEY Sean	-	-	-	-	-		
		4	LEE David	-	-	-	-	-		
		12	HOFF Thomas	-	-	-	-	-		
		13	STANLEY Clayton	-	-	-	-	-		
		14	HANSEN Kevin	-	-	-	-	-		
		15	GARDNER Gabriel	-	-	-	-	-		
		18	TOUZINSKY Scott	-	-	-	-	-		
	<b>Team Totals</b>				72	1	16	89	80.90	
	<b>Limit</b>		25.00 %							

<b>Legend:</b>	Average	Eff%	Efficiency	Rk	Rank	Succ %	Success %
----------------	---------	------	------------	----	------	--------	-----------



### MATCH STATISTICS

比赛技术统计 / STATISTIQUES DU MATCH

P3

Match Duration: 2h17m  
Spectators: 12,500




USA vs RUS  
3 vs 2

Team	Sets	1	2	3	4	5	Total
USA	3	25	25	25	22	15	112
RUS	2	22	21	27	25	13	108
<b>Playing Time</b>		26m	26m	31m	25m	17m	2h05m

First Referee: SAKAIDE Osamu (JPN)

Second Referee: AL-NAAMA Ibrahim (QAT)

#### RUS - Russian Federation

Scoring Spikers	Rk	No	Name	Spikes	Faults	Shots	Total Attempts	Eff %	
	1	3	KOSAREV Alexander	14	2	9	25	48.00	
	2	17	MIKHAYLOV Maxim	28	5	19	52	44.23	
	3	8	TETYUKHIN Sergey	7	2	16	25	20.00	
		15	VOLKOV Alexander	9	2	2	13		
		18	KULESHOV Alexey	6	-	2	8		
		6	GRANKIN Sergey	2	1	1	4		
		10	BEREZHKO Yury	-	3	1	4		
		1	KORNEEV Alexander	-	-	-	-		
		2	POLTAVSKIY Semen	-	-	-	-		
		9	KHAMUTTSKIKH Vadim	-	-	-	-		
		13	OSTAPENKO Alexey	-	-	-	-		
		16	VERBOV Alexey	-	-	-	-		
	<b>Limit</b>	15.00 %							
	<b>Team Totals</b>				66	15	50	131	38.93
	Scoring Blockers	Rk	No	Name	Kill Blocks	Faults	Rebounds	Total Attempts	Avg by Set
		1	15	VOLKOV Alexander	4	7	6	17	0.80
2		18	KULESHOV Alexey	3	4	11	18	0.60	
3		3	KOSAREV Alexander	2	5	8	15	0.40	
3		17	MIKHAYLOV Maxim	2	1	2	5	0.40	
5		6	GRANKIN Sergey	-	7	4	11	0.00	
5		8	TETYUKHIN Sergey	-	2	5	7	0.00	
		1	KORNEEV Alexander	-	-	-	-		
		2	POLTAVSKIY Semen	-	-	-	-		
		9	KHAMUTTSKIKH Vadim	-	-	-	-		
		10	BEREZHKO Yury	-	-	-	-		
		13	OSTAPENKO Alexey	-	-	-	-		
		16	VERBOV Alexey	-	-	-	-		
<b>Team Totals</b>					11	26	36	73	2.20
Scoring Servers		Rk	No	Name	Aces	Faults	Serve Hits	Total Attempts	Avg by Set
		1	17	MIKHAYLOV Maxim	1	6	16	23	0.20
		1	8	TETYUKHIN Sergey	1	2	14	17	0.20
	1	15	VOLKOV Alexander	1	3	13	17	0.20	
	4	18	KULESHOV Alexey	-	1	19	20	0.00	
	4	6	GRANKIN Sergey	-	2	14	16	0.00	
	4	3	KOSAREV Alexander	-	5	11	16	0.00	
		1	KORNEEV Alexander	-	-	-	-		
		2	POLTAVSKIY Semen	-	-	-	-		
		9	KHAMUTTSKIKH Vadim	-	-	-	-		
		10	BEREZHKO Yury	-	-	-	-		
		13	OSTAPENKO Alexey	-	-	-	-		
		16	VERBOV Alexey	-	-	-	-		
	<b>Team Totals</b>				3	19	87	109	0.60
	<b>Team</b>	<b>Opponent Errors &amp; Team Faults</b>			28	21			



### MATCH STATISTICS

比赛技术统计 / STATISTIQUES DU MATCH

P3

Match Duration: 2h17m  
Spectators: 12,500




USA vs RUS  
3 vs 2

Team	Sets	1	2	3	4	5	Total
USA	3	25	25	25	22	15	112
RUS	2	22	21	27	25	13	108
<b>Playing Time</b>		26m	26m	31m	25m	17m	2h05m

First Referee: SAKAIDE Osamu (JPN)

Second Referee: AL-NAAMA Ibrahim (QAT)

#### RUS - Russian Federation

Non-scoring Diggers	Rk	No	Name	Digs	Faults	Receptions	Total Attempts	Avg by Set
	1	16	VERBOV Alexey	14	5	3	22	2.80
	2	3	KOSAREV Alexander	8	6	2	16	1.60
	3	17	MIKHAYLOV Maxim	7	2	2	11	1.40
	3	8	TETYUKHIN Sergey	7	1	-	8	1.40
	5	6	GRANKIN Sergey	5	5	1	11	1.00
	6	15	VOLKOV Alexander	3	4	2	9	0.60
	7	18	KULESHOV Alexey	-	-	2	2	0.00
		1	KORNEEV Alexander	-	-	-	-	-
		2	POLTAVSKIY Semen	-	-	-	-	-
		9	KHAMUTTSKIKH Vadim	-	-	-	-	-
		10	BEREZHKO Yury	-	-	-	-	-
		13	OSTAPENKO Alexey	-	-	-	-	-
	<b>Team Totals</b>				44	23	12	79
Non-scoring Setters	Rk	No	Name	Running Sets	Faults	Still Sets	Total Attempts	Avg by Set
	1	6	GRANKIN Sergey	30	-	76	106	6.00
	2	8	TETYUKHIN Sergey	1	-	6	7	0.20
	3	16	VERBOV Alexey	-	-	5	5	0.00
	3	18	KULESHOV Alexey	-	-	3	3	0.00
	3	3	KOSAREV Alexander	-	-	2	2	0.00
	3	15	VOLKOV Alexander	-	1	1	2	0.00
		1	KORNEEV Alexander	-	-	-	-	-
		2	POLTAVSKIY Semen	-	-	-	-	-
		9	KHAMUTTSKIKH Vadim	-	-	-	-	-
		10	BEREZHKO Yury	-	-	-	-	-
		13	OSTAPENKO Alexey	-	-	-	-	-
		17	MIKHAYLOV Maxim	-	-	-	-	-
	<b>Team Totals</b>				31	1	93	125
Non-scoring Receivers	Rk	No	Name	Excellents	Faults	Serve Receptions	Total Attempts	Succ %
	1	8	TETYUKHIN Sergey	33	2	3	38	86.84
	2	3	KOSAREV Alexander	25	2	2	29	86.21
		16	VERBOV Alexey	17	2	2	21	-
		6	GRANKIN Sergey	-	-	1	1	-
		10	BEREZHKO Yury	1	-	-	1	-
		17	MIKHAYLOV Maxim	-	1	-	1	-
		1	KORNEEV Alexander	-	-	-	-	-
		2	POLTAVSKIY Semen	-	-	-	-	-
		9	KHAMUTTSKIKH Vadim	-	-	-	-	-
		13	OSTAPENKO Alexey	-	-	-	-	-
		15	VOLKOV Alexander	-	-	-	-	-
		18	KULESHOV Alexey	-	-	-	-	-
	<b>Team Totals</b>				76	7	8	91
<b>Limit</b>								
25.00 %								

Legend:	Avg	Eff%	Efficiency	Rk	Rank	Succ %	Success %
---------	-----	------	------------	----	------	--------	-----------