



### MATCH STATISTICS

比赛技术统计 / STATISTIQUES DU MATCH

P3

Match Duration: 1h13m  
Spectators: 13,000




CHN vs BRA  
0 vs 3

Team	Sets	1	2	3	Total
CHN	0	17	15	16	48
BRA	3	25	25	25	75
Playing Time		23m	21m	23m	1h07m

First Referee: MENGHINI Massimo (ITA)

Second Referee: LEUTHAUSER Frank (GER)

#### CHN - China

Scoring Spikers	Rk	No	Name	Spikes	Faults	Shots	Total Attempts	Eff %	
	1	8	CUI Jianjun	7	3	4	14	28.57	
	2	4	YUAN Zhi	6	2	8	16	25.00	
	3	18	FANG Yingchao	6	5	3	14	7.14	
		11	YU Dawei	5	2	3	10		
		6	SHI Hairong	2	4	4	10		
		1	BIAN Hongmin	4	1	4	9		
		12	SHEN Qiong	1	2	2	5		
		9	JIAO Shuai	-	-	1	1		
		5	GUO Peng	-	-	-	-		
		14	JIANG Fudong	-	-	-	-		
		16	REN Qi	-	-	-	-		
		17	SUI Shengsheng	-	-	-	-		
	Limit								
	15.00 %								
	<b>Team Totals</b>				31	19	29	79	15.19
	Scoring Blockers	Rk	No	Name	Kill Blocks	Faults	Rebounds	Total Attempts	Avg by Set
		1	11	YU Dawei	-	6	2	8	0.00
1		6	SHI Hairong	-	3	2	5	0.00	
1		9	JIAO Shuai	-	1	3	4	0.00	
1		1	BIAN Hongmin	-	2	2	4	0.00	
1		8	CUI Jianjun	-	2	1	3	0.00	
1		12	SHEN Qiong	-	2	-	2	0.00	
		4	YUAN Zhi	-	-	-	-		
		5	GUO Peng	-	-	-	-		
		14	JIANG Fudong	-	-	-	-		
		16	REN Qi	-	-	-	-		
		17	SUI Shengsheng	-	-	-	-		
		18	FANG Yingchao	-	-	-	-		
<b>Team Totals</b>				-	16	10	26	0.00	
Scoring Servers		Rk	No	Name	Aces	Faults	Serve Hits	Total Attempts	Avg by Set
		1	6	SHI Hairong	1	2	3	6	0.33
		2	9	JIAO Shuai	-	-	9	9	0.00
		2	1	BIAN Hongmin	-	1	8	9	0.00
		2	8	CUI Jianjun	-	3	4	7	0.00
	2	11	YU Dawei	-	3	3	6	0.00	
	2	4	YUAN Zhi	-	-	4	4	0.00	
	2	18	FANG Yingchao	-	1	3	4	0.00	
	2	12	SHEN Qiong	-	-	2	2	0.00	
	2	17	SUI Shengsheng	-	-	2	2	0.00	
		5	GUO Peng	-	-	-	-		
		14	JIANG Fudong	-	-	-	-		
		16	REN Qi	-	-	-	-		
	<b>Team Totals</b>				1	10	38	49	0.33
	Team	<b>Opponent Errors &amp; Team Faults</b>			16	7			



## MATCH STATISTICS

比赛技术统计 / STATISTIQUES DU MATCH

P3

Match Duration: 1h13m  
Spectators: 13,000




CHN vs BRA  
0 vs 3

Team	Sets	1	2	3	Total
CHN	0	17	15	16	48
BRA	3	25	25	25	75
<b>Playing Time</b>		23m	21m	23m	1h07m

First Referee: MENGHINI Massimo (ITA)

Second Referee: LEUTHAUSER Frank (GER)

### CHN - China

Non-scoring Diggers	Rk	No	Name	Digs	Faults	Receptions	Total Attempts	Avg by Set	
	1	8	CUI Jianjun	7	7	4	18	2.33	
	2	16	REN Qi	5	3	2	10	1.67	
	3	4	YUAN Zhi	2	1	3	6	0.67	
	3	12	SHEN Qiong	2	4	-	6	0.67	
	3	6	SHI Hairong	2	-	-	2	0.67	
	6	9	JIAO Shuai	-	3	2	5	0.00	
	6	18	FANG Yingchao	-	-	2	2	0.00	
	6	1	BIAN Hongmin	-	1	-	1	0.00	
		5	GUO Peng	-	-	-	-	-	
		11	YU Dawei	-	-	-	-	-	
		14	JIANG Fudong	-	-	-	-	-	
		17	SUI Shengsheng	-	-	-	-	-	
	<b>Team Totals</b>				18	19	13	50	6.00
	Non-scoring Setters	Rk	No	Name	Running Sets	Faults	Still Sets	Total Attempts	Avg by Set
		1	9	JIAO Shuai	31	-	40	71	10.33
		2	6	SHI Hairong	-	-	2	2	0.00
		2	12	SHEN Qiong	-	1	1	2	0.00
2		1	BIAN Hongmin	-	-	1	1	0.00	
2		4	YUAN Zhi	-	-	1	1	0.00	
2		8	CUI Jianjun	-	-	1	1	0.00	
2		16	REN Qi	-	-	1	1	0.00	
		5	GUO Peng	-	-	-	-	-	
		11	YU Dawei	-	-	-	-	-	
		14	JIANG Fudong	-	-	-	-	-	
		17	SUI Shengsheng	-	-	-	-	-	
		18	FANG Yingchao	-	-	-	-	-	
<b>Team Totals</b>					31	1	47	79	10.33
Non-scoring Receivers		Rk	No	Name	Excellents	Faults	Serve Receptions	Total Attempts	Succ %
		1	6	SHI Hairong	6	-	14	20	30.00
		2	16	REN Qi	5	1	11	17	29.41
			8	CUI Jianjun	4	-	10	14	
		12	SHEN Qiong	-	1	6	7		
		18	FANG Yingchao	-	1	1	2		
		4	YUAN Zhi	-	-	1	1		
		11	YU Dawei	1	-	-	1		
		1	BIAN Hongmin	-	-	-	-		
		5	GUO Peng	-	-	-	-		
		9	JIAO Shuai	-	-	-	-		
		14	JIANG Fudong	-	-	-	-		
		17	SUI Shengsheng	-	-	-	-		
	<b>Limit</b>								
	25.00 %				16	3	43	62	25.81

Legend:	Average	Eff%	Efficiency	Rk	Rank	Succ %	Success %
---------	---------	------	------------	----	------	--------	-----------



### MATCH STATISTICS

比赛技术统计 / STATISTIQUES DU MATCH

P3

Match Duration: 1h13m  
Spectators: 13,000




CHN vs BRA  
0 vs 3

Team	Sets	1	2	3	Total
CHN	0	17	15	16	48
BRA	3	25	25	25	75
Playing Time		23m	21m	23m	1h07m

First Referee: MENGHINI Massimo (ITA)

Second Referee: LEUTHAUSER Frank (GER)

#### BRA - Brazil

Scoring Spikers	Rk	No	Name	Spikes	Faults	Shots	Total Attempts	Eff %
	1	9	NASCIMENTO Andre	6	-	4	10	60.00
	2	7	GODOY FILHO Gilberto	9	2	3	14	50.00
	3	18	AMARAL Dante	7	1	8	16	37.50
		13	ENDRES Gustavo	6	-	3	9	
		4	HELLER Andre	6	-	2	8	
		6	FUCHS Samuel	1	-	1	2	
		8	ENDRES Murilo	2	-	-	2	
		14	SANTANA Rodrigo	1	-	-	1	
		1	REZENDE Bruno	-	-	-	-	
		2	ELGARTEN Marcelo	-	-	-	-	
		10	SANTOS Sergio	-	-	-	-	
	11	RODRIGUES Anderson	-	-	-	-		
Limit								
15.00 %	<b>Team Totals</b>			38	3	21	62	56.45
Scoring Blockers	Rk	No	Name	Kill Blocks	Faults	Rebounds	Total Attempts	Avg by Set
	1	13	ENDRES Gustavo	5	1	8	14	1.67
	2	18	AMARAL Dante	4	2	4	10	1.33
	3	7	GODOY FILHO Gilberto	2	2	1	5	0.67
	4	9	NASCIMENTO Andre	1	2	1	4	0.33
	5	4	HELLER Andre	-	1	3	4	0.00
	5	14	SANTANA Rodrigo	-	2	-	2	0.00
	5	2	ELGARTEN Marcelo	-	-	1	1	0.00
		1	REZENDE Bruno	-	-	-	-	
		6	FUCHS Samuel	-	-	-	-	
		8	ENDRES Murilo	-	-	-	-	
		10	SANTOS Sergio	-	-	-	-	
	11	RODRIGUES Anderson	-	-	-	-		
	<b>Team Totals</b>			12	10	18	40	4.00
Scoring Servers	Rk	No	Name	Aces	Faults	Serve Hits	Total Attempts	Avg by Set
	1	18	AMARAL Dante	2	2	7	11	0.67
	2	13	ENDRES Gustavo	1	1	8	10	0.33
	2	7	GODOY FILHO Gilberto	1	4	5	10	0.33
	4	9	NASCIMENTO Andre	-	3	13	16	0.00
	4	2	ELGARTEN Marcelo	-	-	10	10	0.00
	4	4	HELLER Andre	-	-	9	9	0.00
	4	14	SANTANA Rodrigo	-	-	4	4	0.00
	4	1	REZENDE Bruno	-	-	2	2	0.00
	4	6	FUCHS Samuel	-	-	1	1	0.00
	4	8	ENDRES Murilo	-	1	-	1	0.00
		10	SANTOS Sergio	-	-	-	-	
	11	RODRIGUES Anderson	-	-	-	-		
	<b>Team Totals</b>			4	11	59	74	1.33
<b>Team</b>	<b>Opponent Errors &amp; Team Faults</b>			21	5			



### MATCH STATISTICS

比赛技术统计 / STATISTIQUES DU MATCH

P3

Match Duration: 1h13m  
Spectators: 13,000




CHN vs BRA  
0 vs 3

Team	Sets	1	2	3	Total
CHN	0	17	15	16	48
BRA	3	25	25	25	75
Playing Time		23m	21m	23m	1h07m

First Referee: MENGHINI Massimo (ITA)

Second Referee: LEUTHAUSER Frank (GER)

#### BRA - Brazil

Non-scoring Diggers	Rk	No	Name	Digs	Faults	Receptions	Total Attempts	Avg by Set	
	1	10	SANTOS Sergio	8	3	-	11	2.67	
	2	18	AMARAL Dante	5	2	2	9	1.67	
	2	7	GODOY FILHO Gilberto	5	3	1	9	1.67	
	4	2	ELGARTEN Marcelo	4	1	1	6	1.33	
	5	9	NASCIMENTO Andre	2	2	2	6	0.67	
	5	4	HELLER Andre	2	1	-	3	0.67	
	7	14	SANTANA Rodrigo	1	1	-	2	0.33	
	8	13	ENDRES Gustavo	-	3	1	4	0.00	
	8	1	REZENDE Bruno	-	-	2	2	0.00	
	8	6	FUCHS Samuel	-	-	1	1	0.00	
	8	8	ENDRES Murilo	-	1	-	1	0.00	
	11	RODRIGUES Anderson	-	-	-	-	-	-	
<b>Team Totals</b>				27	17	10	54	9.00	
Non-scoring Setters	Rk	No	Name	Running Sets	Faults	Still Sets	Total Attempts	Avg by Set	
	1	2	ELGARTEN Marcelo	29	1	17	47	9.67	
	2	1	REZENDE Bruno	3	1	2	6	1.00	
	3	7	GODOY FILHO Gilberto	1	-	-	1	0.33	
	4	10	SANTOS Sergio	-	-	6	6	0.00	
	4	9	NASCIMENTO Andre	-	-	2	2	0.00	
	4	18	AMARAL Dante	-	-	2	2	0.00	
	4	13	ENDRES Gustavo	-	-	1	1	0.00	
		4	HELLER Andre	-	-	-	-	-	-
		6	FUCHS Samuel	-	-	-	-	-	-
		8	ENDRES Murilo	-	-	-	-	-	-
		11	RODRIGUES Anderson	-	-	-	-	-	-
		14	SANTANA Rodrigo	-	-	-	-	-	-
	<b>Team Totals</b>				33	2	30	65	11.00
	Non-scoring Receivers	Rk	No	Name	Excellents	Faults	Serve Receptions	Total Attempts	Succ %
	1	7	GODOY FILHO Gilberto	10	-	5	15	66.67	
	2	10	SANTOS Sergio	6	-	6	12	50.00	
		18	AMARAL Dante	5	-	2	7	-	
		8	ENDRES Murilo	4	-	-	4	-	
		1	REZENDE Bruno	-	-	-	-	-	
		2	ELGARTEN Marcelo	-	-	-	-	-	
		4	HELLER Andre	-	-	-	-	-	
		6	FUCHS Samuel	-	-	-	-	-	
		9	NASCIMENTO Andre	-	-	-	-	-	
		11	RODRIGUES Anderson	-	-	-	-	-	
		13	ENDRES Gustavo	-	-	-	-	-	
		14	SANTANA Rodrigo	-	-	-	-	-	
	<b>Team Totals</b>				25	-	13	38	65.79
	<b>Limit</b>	25.00 %							

Legend:	Average	Eff%	Efficiency	Rk	Rank	Succ %	Success %
---------	---------	------	------------	----	------	--------	-----------