



MATCH STATISTICS

比赛技术统计 / STATISTIQUES DU MATCH

P3

Match Duration: 2h08m
Spectators: 12,500




CHN vs ITA
2 vs 3

Team	Sets	1	2	3	4	5	Total
CHN	2	17	23	25	25	14	104
ITA	3	25	25	21	20	16	107
Playing Time		20m	27m	28m	25m	16m	1h56m

First Referee: DAVIDSON Mitch (CAN)

Second Referee: SALAS Humberto (MEX)

CHN - China

Scoring Spikers		Rk	No	Name	Spikes	Faults	Shots	Total Attempts	Eff %	
	1	6	SHI Hairong	11	1	7	19	52.63		
	2	18	FANG Yingchao	20	7	15	42	30.95		
	3	12	SHEN Qiong	10	6	7	23	17.39		
		1	BIAN Hongmin	8	3	3	14			
		11	YU Dawei	9	1	2	12			
		8	CUI Jianjun	4	-	4	8			
		9	JIAO Shuai	3	1	2	6			
		5	GUO Peng	2	-	-	2			
		4	YUAN Zhi	-	-	-	-			
		14	JIANG Fudong	-	-	-	-			
		16	REN Qi	-	-	-	-			
		17	SUI Shengsheng	-	-	-	-			
	Limit	15.00 %								
	Team Totals					67	19	40	126	38.10
	Scoring Blockers		Rk	No	Name	Kill Blocks	Faults	Rebounds	Total Attempts	Avg by Set
		1	11	YU Dawei	2	8	8	18	0.40	
		2	6	SHI Hairong	1	1	2	4	0.20	
2		12	SHEN Qiong	1	-	2	3	0.20		
4		1	BIAN Hongmin	-	3	4	7	0.00		
4		9	JIAO Shuai	-	2	3	5	0.00		
4		18	FANG Yingchao	-	2	-	2	0.00		
4		5	GUO Peng	-	-	1	1	0.00		
		4	YUAN Zhi	-	-	-	-			
		8	CUI Jianjun	-	-	-	-			
		14	JIANG Fudong	-	-	-	-			
		16	REN Qi	-	-	-	-			
		17	SUI Shengsheng	-	-	-	-			
Team Totals					4	16	20	40	0.80	
Scoring Servers		Rk	No	Name	Aces	Faults	Serve Hits	Total Attempts	Avg by Set	
		1	6	SHI Hairong	1	3	10	14	0.20	
		1	8	CUI Jianjun	1	2	3	6	0.20	
		3	9	JIAO Shuai	-	-	20	20	0.00	
	3	1	BIAN Hongmin	-	1	18	19	0.00		
	3	18	FANG Yingchao	-	1	14	15	0.00		
	3	11	YU Dawei	-	3	12	15	0.00		
	3	12	SHEN Qiong	-	2	8	10	0.00		
	3	17	SUI Shengsheng	-	-	5	5	0.00		
		4	YUAN Zhi	-	-	-	-			
		5	GUO Peng	-	-	-	-			
		14	JIANG Fudong	-	-	-	-			
		16	REN Qi	-	-	-	-			
	Team Totals					2	12	90	104	0.40
	Team	Opponent Errors & Team Faults				31	26			



MATCH STATISTICS

比赛技术统计 / STATISTIQUES DU MATCH

P3

Match Duration: 2h08m
Spectators: 12,500




CHN vs ITA
2 vs 3

Team	Sets	1	2	3	4	5	Total
CHN	2	17	23	25	25	14	104
ITA	3	25	25	21	20	16	107
Playing Time		20m	27m	28m	25m	16m	1h56m

First Referee: DAVIDSON Mitch (CAN)

Second Referee: SALAS Humberto (MEX)

CHN - China

Non-scoring Diggers		Rk	No	Name	Digs	Faults	Receptions	Total Attempts	Avg by Set
	1	16	REN Qi	13	9	5	27	2.60	
	2	6	SHI Hairong	6	5	-	11	1.20	
	3	12	SHEN Qiong	5	4	3	12	1.00	
	3	18	FANG Yingchao	5	5	-	10	1.00	
	3	8	CUI Jianjun	5	1	-	6	1.00	
	6	9	JIAO Shuai	3	1	2	6	0.60	
	7	1	BIAN Hongmin	2	1	3	6	0.40	
	8	11	YU Dawei	1	1	-	2	0.20	
	4	YUAN Zhi	-	-	-	-	-		
	5	GUO Peng	-	-	-	-	-		
	14	JIANG Fudong	-	-	-	-	-		
	17	SUI Shengsheng	-	-	-	-	-		
Team Totals					40	27	13	80	8.00
Non-scoring Setters		Rk	No	Name	Running Sets	Faults	Still Sets	Total Attempts	Avg by Set
	1	9	JIAO Shuai	25	1	76	102	5.00	
	2	18	FANG Yingchao	-	-	5	5	0.00	
	2	16	REN Qi	-	1	3	4	0.00	
	2	12	SHEN Qiong	-	-	3	3	0.00	
	2	6	SHI Hairong	-	-	2	2	0.00	
	2	1	BIAN Hongmin	-	-	1	1	0.00	
		4	YUAN Zhi	-	-	-	-		
		5	GUO Peng	-	-	-	-		
		8	CUI Jianjun	-	-	-	-		
		11	YU Dawei	-	-	-	-		
	14	JIANG Fudong	-	-	-	-			
	17	SUI Shengsheng	-	-	-	-			
Team Totals					25	2	90	117	5.00
Non-scoring Receivers		Rk	No	Name	Excellents	Faults	Serve Receptions	Total Attempts	Succ %
	1	12	SHEN Qiong	22	-	8	30	73.33	
		6	SHI Hairong	16	1	3	20		
		16	REN Qi	15	-	4	19		
		8	CUI Jianjun	13	3	2	18		
		1	BIAN Hongmin	2	-	1	3		
		11	YU Dawei	1	-	-	1		
		18	FANG Yingchao	-	1	-	1		
		4	YUAN Zhi	-	-	-	-		
		5	GUO Peng	-	-	-	-		
		9	JIAO Shuai	-	-	-	-		
		14	JIANG Fudong	-	-	-	-		
		17	SUI Shengsheng	-	-	-	-		
Team Totals					69	5	18	92	75.00
Limit		25.00 %							

Legend:	Avg	Eff%	Efficiency	Rk	Rank	Succ %	Success %
---------	-----	------	------------	----	------	--------	-----------



MATCH STATISTICS

比赛技术统计 / STATISTIQUES DU MATCH

P3

Match Duration: 2h08m
Spectators: 12,500




CHN vs ITA
2 vs 3

Team	Sets	1	2	3	4	5	Total
CHN	2	17	23	25	25	14	104
ITA	3	25	25	21	20	16	107
Playing Time		20m	27m	28m	25m	16m	1h56m

First Referee: DAVIDSON Mitch (CAN)

Second Referee: SALAS Humberto (MEX)

ITA - Italy

Scoring Spikers	Rk	No	Name	Spikes	Faults	Shots	Total Attempts	Eff %
	1	11	ZLATANOV Hristo	24	2	15	41	53.66
	2	3	GAVOTTO Mauro	15	7	10	32	25.00
	3	9	MARTINO Matteo	9	5	9	23	17.39
		15	BIRARELLI Emanuele	8	2	2	12	
		8	CISOLLA Alberto	4	1	3	8	
		16	BOVOLENTA Vigor	4	1	1	6	
		1	MASTRANGELO Luigi	3	1	-	4	
		6	MEONI Marco	-	-	1	1	
		5	VERMIGLIO Valerio	-	-	-	-	
		7	PAPARONI Alessandro	-	-	-	-	
Limit								
15.00 %	Team Totals			67	19	41	127	37.80
Scoring Blockers	Rk	No	Name	Kill Blocks	Faults	Rebounds	Total Attempts	Avg by Set
	1	3	GAVOTTO Mauro	3	4	3	10	0.60
	2	15	BIRARELLI Emanuele	2	6	8	16	0.40
	2	11	ZLATANOV Hristo	2	3	3	8	0.40
	4	16	BOVOLENTA Vigor	1	5	5	11	0.20
	4	6	MEONI Marco	1	1	3	5	0.20
	4	1	MASTRANGELO Luigi	1	2	1	4	0.20
	7	9	MARTINO Matteo	-	1	2	3	0.00
		5	VERMIGLIO Valerio	-	-	-	-	
		7	PAPARONI Alessandro	-	-	-	-	
		8	CISOLLA Alberto	-	-	-	-	
Team Totals	Team Totals			10	22	25	57	2.00
Scoring Servers	Rk	No	Name	Aces	Faults	Serve Hits	Total Attempts	Avg by Set
	1	11	ZLATANOV Hristo	3	1	18	22	0.60
	2	6	MEONI Marco	1	1	17	19	0.20
	2	9	MARTINO Matteo	1	3	12	16	0.20
	4	3	GAVOTTO Mauro	-	4	13	17	0.00
	4	15	BIRARELLI Emanuele	-	2	14	16	0.00
	4	16	BOVOLENTA Vigor	-	1	8	9	0.00
	4	1	MASTRANGELO Luigi	-	2	5	7	0.00
	4	8	CISOLLA Alberto	-	-	1	1	0.00
		5	VERMIGLIO Valerio	-	-	-	-	
		7	PAPARONI Alessandro	-	-	-	-	
Team Totals	Team Totals			5	14	88	107	1.00
Team	Opponent Errors & Team Faults			25	16			



MATCH STATISTICS

比赛技术统计 / STATISTIQUES DU MATCH

P3

Match Duration: 2h08m
Spectators: 12,500




CHN vs ITA
2 vs 3

Team	Sets	1	2	3	4	5	Total
CHN	2	17	23	25	25	14	104
ITA	3	25	25	21	20	16	107
Playing Time		20m	27m	28m	25m	16m	1h56m

First Referee: DAVIDSON Mitch (CAN)

Second Referee: SALAS Humberto (MEX)

ITA - Italy

Non-scoring Diggers	Rk	No	Name	Digs	Faults	Receptions	Total Attempts	Avg by Set
	1	7	PAPARONI Alessandro	9	6	4	19	1.80
	2	11	ZLATANOV Hristo	7	7	1	15	1.40
	3	9	MARTINO Matteo	6	7	1	14	1.20
	4	6	MEONI Marco	4	9	1	14	0.80
	4	3	GAVOTTO Mauro	4	2	2	8	0.80
	6	15	BIRARELLI Emanuele	3	-	2	5	0.60
	7	16	BOVOLENTA Vigor	2	-	1	3	0.40
	8	8	CISOLLA Alberto	1	1	-	2	0.20
Team Totals				36	32	12	80	7.20
Non-scoring Setters	Rk	No	Name	Running Sets	Faults	Still Sets	Total Attempts	Avg by Set
	1	6	MEONI Marco	28	-	82	110	5.60
	2	11	ZLATANOV Hristo	-	-	6	6	0.00
	2	7	PAPARONI Alessandro	-	-	3	3	0.00
	2	9	MARTINO Matteo	-	-	2	2	0.00
	2	15	BIRARELLI Emanuele	-	-	2	2	0.00
	2	1	MASTRANGELO Luigi	-	-	1	1	0.00
	2	16	BOVOLENTA Vigor	-	-	1	1	0.00
	Team Totals				28	-	97	125
Non-scoring Receivers	Rk	No	Name	Excellents	Faults	Serve Receptions	Total Attempts	Succ %
	1	9	MARTINO Matteo	35	-	13	48	72.92
		11	ZLATANOV Hristo	9	-	10	19	
		7	PAPARONI Alessandro	12	1	6	19	
		16	BOVOLENTA Vigor	1	-	1	2	
		1	MASTRANGELO Luigi	1	-	-	1	
		6	MEONI Marco	-	-	1	1	
		8	CISOLLA Alberto	-	-	1	1	
		3	GAVOTTO Mauro	-	-	-	-	
		5	VERMIGLIO Valerio	-	-	-	-	
		15	BIRARELLI Emanuele	-	-	-	-	
Limit				58	1	32	91	63.74
25.00 %	Team Totals			58	1	32	91	63.74

Legend:	Avg	Eff%	Rk	Succ %
	Average	Efficiency	Rank	Success %