



MATCH STATISTICS

比赛技术统计 / STATISTIQUES DU MATCH

P3

Match Duration: 2h17m
Spectators: 12,000




POL vs RUS
3 vs 2

Team	Sets	1	2	3	4	5	Total
POL	3	17	26	24	25	15	107
RUS	2	25	24	26	23	12	110
Playing Time		22m	29m	29m	29m	16m	2h05m

First Referee: LODERUS Frans (NED)

Second Referee: LEUTHAUSER Frank (GER)

POL - Poland

Scoring Spikers	Rk	No	Name	Spikes	Faults	Shots	Total Attempts	Eff %	
	1	2	WINIARSKI Michal	15	5	11	31	32.26	
	2	10	WLAZLY Mariusz	18	8	16	42	23.81	
		8	WIKI Marcin	10	2	7	19		
		11	KADZIEWICZ Lukasz	9	3	6	18		
		18	MOZDZONEK Marcin	9	1	3	13		
		13	SWIDERSKI Sebastian	1	2	2	5		
		14	GIERCZYNSKI Krzysztof	1	1	2	4		
		3	GRUSZKA Piotr	1	-	-	1		
		5	ZAGUMNY Pawel	-	-	1	1		
		4	PLINSKI Daniel	-	-	-	-		
		12	WOICKI Pawel	-	-	-	-		
		16	IGNACZAK Krzysztof	-	-	-	-		
	Limit								
	15.00 %								
	Team Totals				64	22	48	134	31.34
	Scoring Blockers	Rk	No	Name	Kill Blocks	Faults	Rebounds	Total Attempts	Avg by Set
	1	11	KADZIEWICZ Lukasz	3	4	8	15	0.60	
	1	2	WINIARSKI Michal	3	3	6	12	0.60	
	1	18	MOZDZONEK Marcin	3	3	6	12	0.60	
	4	8	WIKI Marcin	2	1	1	4	0.40	
	5	10	WLAZLY Mariusz	1	2	3	6	0.20	
	5	5	ZAGUMNY Pawel	1	2	1	4	0.20	
	7	14	GIERCZYNSKI Krzysztof	-	2	2	4	0.00	
	7	4	PLINSKI Daniel	-	2	-	2	0.00	
	7	13	SWIDERSKI Sebastian	-	2	-	2	0.00	
	7	3	GRUSZKA Piotr	-	-	1	1	0.00	
		12	WOICKI Pawel	-	-	-	-		
		16	IGNACZAK Krzysztof	-	-	-	-		
	Team Totals				13	21	28	62	2.60
	Scoring Servers	Rk	No	Name	Aces	Faults	Serve Hits	Total Attempts	Avg by Set
		1	10	WLAZLY Mariusz	4	4	11	19	0.80
		2	18	MOZDZONEK Marcin	1	3	8	12	0.20
3		5	ZAGUMNY Pawel	-	-	21	21	0.00	
3		2	WINIARSKI Michal	-	2	15	17	0.00	
3		8	WIKI Marcin	-	2	14	16	0.00	
3		11	KADZIEWICZ Lukasz	-	2	10	12	0.00	
3		14	GIERCZYNSKI Krzysztof	-	-	3	3	0.00	
3		4	PLINSKI Daniel	-	-	2	2	0.00	
3		12	WOICKI Pawel	-	-	2	2	0.00	
3		13	SWIDERSKI Sebastian	-	-	2	2	0.00	
		3	GRUSZKA Piotr	-	-	-	-		
		16	IGNACZAK Krzysztof	-	-	-	-		
Team Totals				5	13	88	106	1.00	
Team		Opponent Errors & Team Faults			25	28			



MATCH STATISTICS

比赛技术统计 / STATISTIQUES DU MATCH

P3

Match Duration: 2h17m
Spectators: 12,000

POL vs RUS
3 vs 2

Team	Sets	1	2	3	4	5	Total
POL	3	17	26	24	25	15	107
RUS	2	25	24	26	23	12	110
Playing Time		22m	29m	29m	29m	16m	2h05m

First Referee: LODERUS Frans (NED)

Second Referee: LEUTHAUSER Frank (GER)

POL - Poland

Non-scoring Diggers		Rk	No	Name	Digs	Faults	Receptions	Total Attempts	Avg by Set
		1	16	IGNACZAK Krzysztof	14	11	2	27	2.80
		2	8	WIKA Marcin	9	1	2	12	1.80
		3	5	ZAGUMNY Pawel	8	3	1	12	1.60
		4	10	WLAZLY Mariusz	5	3	1	9	1.00
		5	2	WINIARSKI Michal	4	2	2	8	0.80
		6	11	KADZIEWICZ Lukasz	2	1	1	4	0.40
		6	18	MOZDZONEK Marcin	2	-	-	2	0.40
		8	14	GIERCZYNSKI Krzysztof	1	1	-	2	0.20
		9	3	GRUSZKA Piotr	-	-	1	1	0.00
		9	13	SWIDERSKI Sebastian	-	-	1	1	0.00
			4	PLINSKI Daniel	-	-	-	-	-
			12	WOICKI Pawel	-	-	-	-	-
Team Totals					45	22	11	78	9.00
Non-scoring Setters		Rk	No	Name	Running Sets	Faults	Still Sets	Total Attempts	Avg by Set
		1	5	ZAGUMNY Pawel	47	1	54	102	9.40
		2	16	IGNACZAK Krzysztof	-	-	8	8	0.00
		2	2	WINIARSKI Michal	-	-	6	6	0.00
		2	8	WIKA Marcin	-	-	3	3	0.00
		2	12	WOICKI Pawel	-	-	3	3	0.00
		2	10	WLAZLY Mariusz	-	-	2	2	0.00
		2	11	KADZIEWICZ Lukasz	-	-	2	2	0.00
		2	18	MOZDZONEK Marcin	-	-	2	2	0.00
		2	13	SWIDERSKI Sebastian	-	-	1	1	0.00
			3	GRUSZKA Piotr	-	-	-	-	-
			4	PLINSKI Daniel	-	-	-	-	-
			14	GIERCZYNSKI Krzysztof	-	-	-	-	-
Team Totals					47	1	81	129	9.40
Non-scoring Receivers		Rk	No	Name	Excellents	Faults	Serve Receptions	Total Attempts	Succ %
		1	2	WINIARSKI Michal	27	-	5	32	84.38
		2	16	IGNACZAK Krzysztof	28	-	6	34	82.35
			8	WIKA Marcin	10	2	3	15	
			14	GIERCZYNSKI Krzysztof	5	1	1	7	
			13	SWIDERSKI Sebastian	3	-	1	4	
			3	GRUSZKA Piotr	-	-	-	-	
			4	PLINSKI Daniel	-	-	-	-	
			5	ZAGUMNY Pawel	-	-	-	-	
			10	WLAZLY Mariusz	-	-	-	-	
			11	KADZIEWICZ Lukasz	-	-	-	-	
			12	WOICKI Pawel	-	-	-	-	
			18	MOZDZONEK Marcin	-	-	-	-	
Team Totals					73	3	16	92	79.35
Limit		25.00 %							

Legend:	Avg	Average	Eff%	Efficiency	Rk	Rank	Succ %	Success %
---------	-----	---------	------	------------	----	------	--------	-----------



MATCH STATISTICS

比赛技术统计 / STATISTIQUES DU MATCH

P3

Match Duration: 2h17m
Spectators: 12,000




POL vs RUS
3 vs 2

Team	Sets	1	2	3	4	5	Total
POL	3	17	26	24	25	15	107
RUS	2	25	24	26	23	12	110
Playing Time		22m	29m	29m	29m	16m	2h05m

First Referee: LODERUS Frans (NED)

Second Referee: LEUTHAUSER Frank (GER)

RUS - Russian Federation

Scoring Spikers	Rk	No	Name	Spikes	Faults	Shots	Total Attempts	Eff %	
	1	8	TETYUKHIN Sergey	13	2	9	24	45.83	
	2	2	POLTAVSKIY Semen	18	5	14	37	35.14	
	3	3	KOSAREV Alexander	11	4	9	24	29.17	
	18	KULESHOV Alexey	11	3	1	15			
	15	VOLKOV Alexander	7	1	3	11			
	17	MIKHAYLOV Maxim	2	2	6	10			
	10	BEREZHKO Yury	5	-	1	6			
	6	GRANKIN Sergey	-	1	-	1			
	1	KORNEEV Alexander	-	-	-	-			
	9	KHAMUTTSKIKH Vadim	-	-	-	-			
	13	OSTAPENKO Alexey	-	-	-	-			
	16	VERBOV Alexey	-	-	-	-			
	Team Totals				67	18	43	128	38.28
	Limit	15.00 %							
	Scoring Blockers	Rk	No	Name	Kill Blocks	Faults	Rebounds	Total Attempts	Avg by Set
		1	15	VOLKOV Alexander	5	8	9	22	1.00
2		6	GRANKIN Sergey	3	2	8	13	0.60	
3		3	KOSAREV Alexander	2	5	1	8	0.40	
4		8	TETYUKHIN Sergey	1	4	5	10	0.20	
4		2	POLTAVSKIY Semen	1	2	5	8	0.20	
4		18	KULESHOV Alexey	1	3	4	8	0.20	
1		KORNEEV Alexander	-	-	-	-			
9		KHAMUTTSKIKH Vadim	-	-	-	-			
10		BEREZHKO Yury	-	-	-	-			
13		OSTAPENKO Alexey	-	-	-	-			
16		VERBOV Alexey	-	-	-	-			
17		MIKHAYLOV Maxim	-	-	-	-			
Team Totals					13	24	32	69	2.60
Scoring Servers		Rk	No	Name	Aces	Faults	Serve Hits	Total Attempts	Avg by Set
		1	3	KOSAREV Alexander	2	4	10	16	0.40
		1	6	GRANKIN Sergey	2	1	11	14	0.40
		3	15	VOLKOV Alexander	1	1	15	17	0.20
	4	18	KULESHOV Alexey	-	1	21	22	0.00	
	4	8	TETYUKHIN Sergey	-	2	20	22	0.00	
	4	2	POLTAVSKIY Semen	-	6	11	17	0.00	
	4	10	BEREZHKO Yury	-	1	1	2	0.00	
	4	17	MIKHAYLOV Maxim	-	1	-	1	0.00	
	1	KORNEEV Alexander	-	-	-	-			
	9	KHAMUTTSKIKH Vadim	-	-	-	-			
	13	OSTAPENKO Alexey	-	-	-	-			
	16	VERBOV Alexey	-	-	-	-			
	Team Totals				5	17	89	111	1.00
	Team	Opponent Errors & Team Faults			25	20			



MATCH STATISTICS

比赛技术统计 / STATISTIQUES DU MATCH

P3

Match Duration: 2h17m
Spectators: 12,000




POL vs RUS
3 vs 2

Team	Sets	1	2	3	4	5	Total
POL	3	17	26	24	25	15	107
RUS	2	25	24	26	23	12	110
Playing Time		22m	29m	29m	29m	16m	2h05m

First Referee: LODERUS Frans (NED)

Second Referee: LEUTHAUSER Frank (GER)

RUS - Russian Federation

Non-scoring Diggers	Rk	No	Name	Digs	Faults	Receptions	Total Attempts	Avg by Set	
	1	16	VERBOV Alexey	16	7	2	25	3.20	
	2	8	TETYUKHIN Sergey	8	4	-	12	1.60	
	3	6	GRANKIN Sergey	5	2	1	8	1.00	
	4	2	POLTAVSKIY Semen	3	4	1	8	0.60	
	4	10	BEREZHKO Yury	3	2	1	6	0.60	
	4	3	KOSAREV Alexander	3	1	-	4	0.60	
	7	18	KULESHOV Alexey	2	3	-	5	0.40	
		1	KORNEEV Alexander	-	-	-	-	-	
		9	KHAMUTTSKIKH Vadim	-	-	-	-	-	
		13	OSTAPENKO Alexey	-	-	-	-	-	
		15	VOLKOV Alexander	-	-	-	-	-	
		17	MIKHAYLOV Maxim	-	-	-	-	-	
	Team Totals				40	23	5	68	8.00
	Non-scoring Setters	Rk	No	Name	Running Sets	Faults	Still Sets	Total Attempts	Avg by Set
		1	6	GRANKIN Sergey	42	-	64	106	8.40
		2	8	TETYUKHIN Sergey	1	-	4	5	0.20
		2	10	BEREZHKO Yury	1	-	1	2	0.20
4		16	VERBOV Alexey	-	-	3	3	0.00	
4		2	POLTAVSKIY Semen	-	-	2	2	0.00	
4		3	KOSAREV Alexander	-	-	2	2	0.00	
4		9	KHAMUTTSKIKH Vadim	-	-	2	2	0.00	
4		18	KULESHOV Alexey	-	-	1	1	0.00	
		1	KORNEEV Alexander	-	-	-	-	-	
		13	OSTAPENKO Alexey	-	-	-	-	-	
		15	VOLKOV Alexander	-	-	-	-	-	
		17	MIKHAYLOV Maxim	-	-	-	-	-	
Team Totals				44	-	79	123	8.80	
Non-scoring Receivers		Rk	No	Name	Excellents	Faults	Serve Receptions	Total Attempts	Succ %
		1	8	TETYUKHIN Sergey	24	-	3	27	88.89
		2	16	VERBOV Alexey	32	1	5	38	84.21
			3	KOSAREV Alexander	13	3	1	17	-
		10	BEREZHKO Yury	4	1	1	6	-	
		18	KULESHOV Alexey	3	-	-	3	-	
		15	VOLKOV Alexander	1	-	-	1	-	
		1	KORNEEV Alexander	-	-	-	-	-	
		2	POLTAVSKIY Semen	-	-	-	-	-	
		6	GRANKIN Sergey	-	-	-	-	-	
		9	KHAMUTTSKIKH Vadim	-	-	-	-	-	
		13	OSTAPENKO Alexey	-	-	-	-	-	
		17	MIKHAYLOV Maxim	-	-	-	-	-	
	Team Totals				77	5	10	92	83.70
	Limit	25.00 %							

Legend:	Avg	Eff%	Rk	Succ %
Average	Efficiency	Rank	Success %	Success %