



MATCH STATISTICS

比赛技术统计 / STATISTIQUES DU MATCH

P3

Match Duration: 1h28m
Spectators: 3,400




GER vs BRA
0 vs 3

| Team | Sets | 1 | 2 | 3 | Total |
|--------------|------|-----|-----|-----|-------|
| GER | 0 | 22 | 21 | 23 | 66 |
| BRA | 3 | 25 | 25 | 25 | 75 |
| Playing Time | | 27m | 28m | 27m | 1h22m |

First Referee: LIU Jiang (CHN)

Second Referee: SOKULLU Umit (TUR)

GER - Germany

| Scoring Spikers | Rk | No | Name | Spikes | Faults | Shots | Total Attempts | Eff % | |
|---|---|--|------------------|---------------|-------------|--------|----------------|----------------|------------|
|  | 1 | 10 | SCHOPS Jochen | 16 | 7 | 4 | 27 | 33.33 | |
| | 2 | 5 | ANDRAE Bjorn | 6 | 3 | 5 | 14 | 21.43 | |
| | 3 | 1 | POPP Marcus | 6 | 3 | 7 | 16 | 18.75 | |
| | | 9 | HUBNER Stefan | 8 | - | - | 8 | | |
| | | 8 | BOHME Marcus | 3 | - | 2 | 5 | | |
| | | 7 | SIEBECK Mark | - | - | 2 | 2 | | |
| | | 4 | TISCHER Simon | 1 | 1 | - | 2 | | |
| | | 13 | BERGMANN Ralph | 1 | 1 | - | 2 | | |
| | | 11 | DEHNE Frank | - | - | - | - | | |
| | | 12 | PAMPEL Christian | - | - | - | - | | |
| | | 14 | KROMM Robert | - | - | - | - | | |
| | | 19 | KROGER Thomas | - | - | - | - | | |
| | Limit | | | | | | | | |
| | 15.00 % | | | | | | | | |
| | Team Totals | | | | 41 | 15 | 20 | 76 | 34.21 |
| | Scoring Blockers | Rk | No | Name | Kill Blocks | Faults | Rebounds | Total Attempts | Avg by Set |
| |  | 1 | 8 | BOHME Marcus | 2 | 3 | - | 5 | 0.67 |
| | | 2 | 4 | TISCHER Simon | 1 | 2 | - | 3 | 0.33 |
| | | 3 | 9 | HUBNER Stefan | - | 3 | 4 | 7 | 0.00 |
| 3 | | 5 | ANDRAE Bjorn | - | 3 | 2 | 5 | 0.00 | |
| 3 | | 10 | SCHOPS Jochen | - | 2 | 1 | 3 | 0.00 | |
| 3 | | 1 | POPP Marcus | - | - | 2 | 2 | 0.00 | |
| 3 | | 11 | DEHNE Frank | - | 1 | 1 | 2 | 0.00 | |
| 3 | | 13 | BERGMANN Ralph | - | 1 | - | 1 | 0.00 | |
| | | 7 | SIEBECK Mark | - | - | - | - | | |
| | | 12 | PAMPEL Christian | - | - | - | - | | |
| | | 14 | KROMM Robert | - | - | - | - | | |
| | | 19 | KROGER Thomas | - | - | - | - | | |
| Team Totals | | | | 3 | 15 | 10 | 28 | 1.00 | |
| Scoring Servers | | Rk | No | Name | Aces | Faults | Serve Hits | Total Attempts | Avg by Set |
|  | | 1 | 8 | BOHME Marcus | 3 | 2 | 3 | 8 | 1.00 |
| | | 2 | 10 | SCHOPS Jochen | 1 | 2 | 9 | 12 | 0.33 |
| | | 2 | 1 | POPP Marcus | 1 | 3 | 6 | 10 | 0.33 |
| | | 2 | 4 | TISCHER Simon | 1 | 2 | 4 | 7 | 0.33 |
| | | 5 | 5 | ANDRAE Bjorn | - | 3 | 6 | 9 | 0.00 |
| | 5 | 9 | HUBNER Stefan | - | 4 | 3 | 7 | 0.00 | |
| | 5 | 11 | DEHNE Frank | - | 1 | 3 | 4 | 0.00 | |
| | 5 | 12 | PAMPEL Christian | - | 1 | 3 | 4 | 0.00 | |
| | 5 | 13 | BERGMANN Ralph | - | 2 | 2 | 4 | 0.00 | |
| | 5 | 7 | SIEBECK Mark | - | - | 3 | 3 | 0.00 | |
| | | 14 | KROMM Robert | - | - | - | - | | |
| | | 19 | KROGER Thomas | - | - | - | - | | |
| | Team Totals | | | | 6 | 20 | 42 | 68 | 2.00 |
| | Team | Opponent Errors & Team Faults | | | 16 | 1 | | | |



MATCH STATISTICS

比赛技术统计 / STATISTIQUES DU MATCH

P3

Match Duration: 1h28m
Spectators: 3,400

GER vs BRA
0 vs 3

| Team | Sets | 1 | 2 | 3 | Total |
|--------------|------|-----|-----|-----|-------|
| GER | 0 | 22 | 21 | 23 | 66 |
| BRA | 3 | 25 | 25 | 25 | 75 |
| Playing Time | | 27m | 28m | 27m | 1h22m |

First Referee: LIU Jiang (CHN)

Second Referee: SOKULLU Umit (TUR)

GER - Germany

| Non-scoring Diggers | | Rk | No | Name | Digs | Faults | Receptions | Total Attempts | Avg by Set |
|-----------------------|--|----|----|------------------|--------------|--------|------------------|----------------|------------|
| | | 1 | 19 | KROGER Thomas | 4 | 3 | 3 | 10 | 1.33 |
| | | 2 | 10 | SCHOPS Jochen | 2 | 2 | 3 | 7 | 0.67 |
| | | 2 | 1 | POPP Marcus | 2 | 1 | 1 | 4 | 0.67 |
| | | 2 | 7 | SIEBECK Mark | 2 | 1 | - | 3 | 0.67 |
| | | 5 | 5 | ANDRAE Bjorn | 1 | 2 | 5 | 8 | 0.33 |
| | | 5 | 11 | DEHNE Frank | 1 | 1 | 2 | 4 | 0.33 |
| | | 5 | 4 | TISCHER Simon | 1 | 2 | 1 | 4 | 0.33 |
| | | 8 | 9 | HUBNER Stefan | - | 1 | 2 | 3 | 0.00 |
| | | 8 | 8 | BOHME Marcus | - | 1 | - | 1 | 0.00 |
| | | 8 | 13 | BERGMANN Ralph | - | 1 | - | 1 | 0.00 |
| | | | 12 | PAMPEL Christian | - | - | - | - | |
| | | | 14 | KROMM Robert | - | - | - | - | |
| Team Totals | | | | | 13 | 15 | 17 | 45 | 4.33 |
| Non-scoring Setters | | Rk | No | Name | Running Sets | Faults | Still Sets | Total Attempts | Avg by Set |
| | | 1 | 4 | TISCHER Simon | 18 | 2 | 26 | 46 | 6.00 |
| | | 2 | 11 | DEHNE Frank | 8 | - | 14 | 22 | 2.67 |
| | | 3 | 9 | HUBNER Stefan | - | - | 2 | 2 | 0.00 |
| | | 3 | 10 | SCHOPS Jochen | - | - | 2 | 2 | 0.00 |
| | | 3 | 19 | KROGER Thomas | - | - | 2 | 2 | 0.00 |
| | | 3 | 1 | POPP Marcus | - | - | 1 | 1 | 0.00 |
| | | 3 | 5 | ANDRAE Bjorn | - | - | 1 | 1 | 0.00 |
| | | 3 | 8 | BOHME Marcus | - | 1 | - | 1 | 0.00 |
| | | | 7 | SIEBECK Mark | - | - | - | - | |
| | | | 12 | PAMPEL Christian | - | - | - | - | |
| | | | 13 | BERGMANN Ralph | - | - | - | - | |
| | | | 14 | KROMM Robert | - | - | - | - | |
| Team Totals | | | | | 26 | 3 | 48 | 77 | 8.67 |
| Non-scoring Receivers | | Rk | No | Name | Excellents | Faults | Serve Receptions | Total Attempts | Succ % |
| | | 1 | 19 | KROGER Thomas | 5 | 1 | 12 | 18 | 27.78 |
| | | 2 | 5 | ANDRAE Bjorn | 6 | 3 | 15 | 24 | 25.00 |
| | | 3 | 1 | POPP Marcus | 4 | 2 | 11 | 17 | 23.53 |
| | | | 7 | SIEBECK Mark | - | - | 3 | 3 | |
| | | | 8 | BOHME Marcus | - | - | 1 | 1 | |
| | | | 9 | HUBNER Stefan | - | - | 1 | 1 | |
| | | | 4 | TISCHER Simon | - | - | - | - | |
| | | | 10 | SCHOPS Jochen | - | - | - | - | |
| | | | 11 | DEHNE Frank | - | - | - | - | |
| | | | 12 | PAMPEL Christian | - | - | - | - | |
| | | | 13 | BERGMANN Ralph | - | - | - | - | |
| | | | 14 | KROMM Robert | - | - | - | - | |
| Limit | | | | | | | | | |
| 25.00 % | | | | | | | | | |
| Team Totals | | | | | 15 | 6 | 43 | 64 | 23.44 |

| | | | | |
|---------|---------|------------|------|-----------|
| Legend: | Avg | Eff% | Rk | Succ % |
| | Average | Efficiency | Rank | Success % |



MATCH STATISTICS

比赛技术统计 / STATISTIQUES DU MATCH

P3

Match Duration: 1h28m
Spectators: 3,400




GER vs BRA
0 vs 3

| Team | Sets | 1 | 2 | 3 | Total |
|--------------|------|-----|-----|-----|-------|
| GER | 0 | 22 | 21 | 23 | 66 |
| BRA | 3 | 25 | 25 | 25 | 75 |
| Playing Time | | 27m | 28m | 27m | 1h22m |

First Referee: LIU Jiang (CHN)

Second Referee: SOKULLU Umit (TUR)

BRA - Brazil

| Scoring Spikers | Rk | No | Name | Spikes | Faults | Shots | Total Attempts | Eff % |
|---|--|--------------------|----------------------|-------------|--------|------------|----------------|------------|
|  | 1 | 9 | NASCIMENTO Andre | 8 | 1 | 6 | 15 | 46.67 |
| | 2 | 7 | GODOY FILHO Gilberto | 6 | 3 | 8 | 17 | 17.65 |
| | 3 | 18 | AMARAL Dante | 2 | 3 | 5 | 10 | 0.00 |
| | | 13 | ENDRES Gustavo | 5 | - | 1 | 6 | |
| | | 14 | SANTANA Rodrigo | 4 | - | - | 4 | |
| | | 4 | HELLER Andre | 2 | - | - | 2 | |
| | | 11 | RODRIGUES Anderson | - | 1 | 1 | 2 | |
| | | 6 | FUCHS Samuel | - | - | 1 | 1 | |
| | | 1 | REZENDE Bruno | - | - | - | - | |
| | | 2 | ELGARTEN Marcelo | - | - | - | - | |
| | 8 | ENDRES Murilo | - | - | - | - | | |
| | 10 | SANTOS Sergio | - | - | - | - | | |
| Limit | 15.00 % | | | | | | | |
| Team Totals | | | | 27 | 8 | 22 | 57 | 33.33 |
| Scoring Blockers | Rk | No | Name | Kill Blocks | Faults | Rebounds | Total Attempts | Avg by Set |
|  | 1 | 18 | AMARAL Dante | 3 | 2 | 1 | 6 | 1.00 |
| | 2 | 14 | SANTANA Rodrigo | 2 | 5 | 3 | 10 | 0.67 |
| | 2 | 7 | GODOY FILHO Gilberto | 2 | 5 | 1 | 8 | 0.67 |
| | 4 | 13 | ENDRES Gustavo | 1 | 3 | 3 | 7 | 0.33 |
| | 4 | 9 | NASCIMENTO Andre | 1 | 2 | 2 | 5 | 0.33 |
| | 6 | 2 | ELGARTEN Marcelo | - | 2 | 1 | 3 | 0.00 |
| | | 1 | REZENDE Bruno | - | - | - | - | |
| | | 4 | HELLER Andre | - | - | - | - | |
| | | 6 | FUCHS Samuel | - | - | - | - | |
| | | 8 | ENDRES Murilo | - | - | - | - | |
| | | 10 | SANTOS Sergio | - | - | - | - | |
| | 11 | RODRIGUES Anderson | - | - | - | - | | |
| Team Totals | | | | 9 | 19 | 11 | 39 | 3.00 |
| Scoring Servers | Rk | No | Name | Aces | Faults | Serve Hits | Total Attempts | Avg by Set |
|  | 1 | 13 | ENDRES Gustavo | 2 | 3 | 8 | 13 | 0.67 |
| | 2 | 7 | GODOY FILHO Gilberto | 1 | 2 | 10 | 13 | 0.33 |
| | 3 | 18 | AMARAL Dante | - | 1 | 11 | 12 | 0.00 |
| | 3 | 2 | ELGARTEN Marcelo | - | - | 10 | 10 | 0.00 |
| | 3 | 9 | NASCIMENTO Andre | - | 3 | 6 | 9 | 0.00 |
| | 3 | 14 | SANTANA Rodrigo | - | - | 7 | 7 | 0.00 |
| | 3 | 4 | HELLER Andre | - | - | 5 | 5 | 0.00 |
| | 3 | 1 | REZENDE Bruno | - | - | 2 | 2 | 0.00 |
| | 3 | 11 | RODRIGUES Anderson | - | - | 2 | 2 | 0.00 |
| | | 6 | FUCHS Samuel | - | - | - | - | |
| | 8 | ENDRES Murilo | - | - | - | - | | |
| | 10 | SANTOS Sergio | - | - | - | - | | |
| Team Totals | | | | 3 | 9 | 61 | 73 | 1.00 |
| Team | Opponent Errors & Team Faults | | | 36 | 3 | | | |



MATCH STATISTICS

比赛技术统计 / STATISTIQUES DU MATCH

P3

Match Duration: 1h28m
Spectators: 3,400




GER vs BRA
0 vs 3

| Team | Sets | 1 | 2 | 3 | Total |
|--------------|------|-----|-----|-----|-------|
| GER | 0 | 22 | 21 | 23 | 66 |
| BRA | 3 | 25 | 25 | 25 | 75 |
| Playing Time | | 27m | 28m | 27m | 1h22m |

First Referee: LIU Jiang (CHN)

Second Referee: SOKULLU Umit (TUR)

BRA - Brazil

| Non-scoring Diggers | Rk | No | Name | Digs | Faults | Receptions | Total Attempts | Avg by Set | |
|---|-----------------------|----|----------------------|--------------|------------|------------|------------------|----------------|--------|
|  | 1 | 18 | AMARAL Dante | 4 | 2 | 2 | 8 | 1.33 | |
| | 1 | 7 | GODOY FILHO Gilberto | 4 | 4 | - | 8 | 1.33 | |
| | 3 | 10 | SANTOS Sergio | 3 | 4 | 3 | 10 | 1.00 | |
| | 4 | 9 | NASCIMENTO Andre | 1 | 1 | 1 | 3 | 0.33 | |
| | 4 | 11 | RODRIGUES Anderson | 1 | 1 | 1 | 3 | 0.33 | |
| | 6 | 2 | ELGARTEN Marcelo | - | 5 | - | 5 | 0.00 | |
| | 6 | 14 | SANTANA Rodrigo | - | 1 | 1 | 2 | 0.00 | |
| | 6 | 4 | HELLER Andre | - | 2 | - | 2 | 0.00 | |
| | 6 | 1 | REZENDE Bruno | - | 1 | - | 1 | 0.00 | |
| | | 6 | FUCHS Samuel | - | - | - | - | - | |
| | | 8 | ENDRES Murilo | - | - | - | - | - | |
| | | 13 | ENDRES Gustavo | - | - | - | - | - | |
| | Team Totals | | | | 13 | 21 | 8 | 42 | 4.33 |
| Non-scoring Setters | Rk | No | Name | Running Sets | Faults | Still Sets | Total Attempts | Avg by Set | |
|  | 1 | 2 | ELGARTEN Marcelo | 8 | - | 32 | 40 | 2.67 | |
| | 2 | 1 | REZENDE Bruno | 1 | - | 5 | 6 | 0.33 | |
| | 3 | 10 | SANTOS Sergio | - | - | 6 | 6 | 0.00 | |
| | 3 | 4 | HELLER Andre | - | - | 1 | 1 | 0.00 | |
| | 3 | 7 | GODOY FILHO Gilberto | - | - | 1 | 1 | 0.00 | |
| | 3 | 9 | NASCIMENTO Andre | - | - | 1 | 1 | 0.00 | |
| | 3 | 11 | RODRIGUES Anderson | - | - | 1 | 1 | 0.00 | |
| | 3 | 13 | ENDRES Gustavo | - | - | 1 | 1 | 0.00 | |
| | 3 | 18 | AMARAL Dante | - | - | 1 | 1 | 0.00 | |
| | | 6 | FUCHS Samuel | - | - | - | - | - | |
| | | 8 | ENDRES Murilo | - | - | - | - | - | |
| | | 14 | SANTANA Rodrigo | - | - | - | - | - | |
| | Team Totals | | | | 9 | - | 49 | 58 | 3.00 |
| | Non-scoring Receivers | Rk | No | Name | Excellents | Faults | Serve Receptions | Total Attempts | Succ % |
|  | 1 | 10 | SANTOS Sergio | 6 | 2 | 11 | 19 | 31.58 | |
| | 2 | 7 | GODOY FILHO Gilberto | 4 | 2 | 15 | 21 | 19.05 | |
| | | 18 | AMARAL Dante | - | 2 | 4 | 6 | | |
| | | 14 | SANTANA Rodrigo | - | - | 1 | 1 | | |
| | | 1 | REZENDE Bruno | - | - | - | - | | |
| | | 2 | ELGARTEN Marcelo | - | - | - | - | | |
| | | 4 | HELLER Andre | - | - | - | - | | |
| | | 6 | FUCHS Samuel | - | - | - | - | | |
| | | 8 | ENDRES Murilo | - | - | - | - | | |
| | | 9 | NASCIMENTO Andre | - | - | - | - | | |
| | | 11 | RODRIGUES Anderson | - | - | - | - | | |
| | | 13 | ENDRES Gustavo | - | - | - | - | | |
| | Team Totals | | | | 10 | 6 | 31 | 47 | 21.28 |
| Limit | 25.00 % | | | | | | | | |

| | | | | | | | | |
|---------|-----|---------|------|------------|----|------|--------|-----------|
| Legend: | Avg | Average | Eff% | Efficiency | Rk | Rank | Succ % | Success % |
|---------|-----|---------|------|------------|----|------|--------|-----------|