



MATCH STATISTICS

比赛技术统计 / STATISTIQUES DU MATCH

P3

Match Duration: 1h27m
Spectators: 12,500




BRA vs POL
3 vs 0

Team	Sets	1	2	3	Total
BRA	3	30	25	25	80
POL	0	28	19	19	66
Playing Time		33m	24m	24m	1h21m

First Referee: KIM Kun-Tae (KOR)

Second Referee: SAKAIDE Osamu (JPN)

BRA - Brazil

Scoring Spikers	Rk	No	Name	Spikes	Faults	Shots	Total Attempts	Eff %	
	1	9	NASCIMENTO Andre	13	-	14	27	48.15	
	2	7	GODOY FILHO Gilberto	13	3	7	23	43.48	
	3	18	AMARAL Dante	5	5	5	15	0.00	
		13	ENDRES Gustavo	9	-	2	11		
		4	HELLER Andre	5	1	3	9		
		8	ENDRES Murilo	4	-	4	8		
		1	REZENDE Bruno	-	-	-	-		
		2	ELGARTEN Marcelo	-	-	-	-		
		6	FUCHS Samuel	-	-	-	-		
		10	SANTOS Sergio	-	-	-	-		
		11	RODRIGUES Anderson	-	-	-	-		
		14	SANTANA Rodrigo	-	-	-	-		
	Limit	15.00 %							
	Team Totals				49	9	35	93	43.01
Scoring Blockers	Rk	No	Name	Kill Blocks	Faults	Rebounds	Total Attempts	Avg by Set	
	1	4	HELLER Andre	3	5	7	15	1.00	
	2	13	ENDRES Gustavo	2	5	4	11	0.67	
	3	7	GODOY FILHO Gilberto	1	1	5	7	0.33	
	3	18	AMARAL Dante	1	4	2	7	0.33	
	5	9	NASCIMENTO Andre	-	3	2	5	0.00	
	5	2	ELGARTEN Marcelo	-	-	2	2	0.00	
	5	8	ENDRES Murilo	-	1	1	2	0.00	
	5	6	FUCHS Samuel	-	1	-	1	0.00	
		1	REZENDE Bruno	-	-	-	-		
		10	SANTOS Sergio	-	-	-	-		
		11	RODRIGUES Anderson	-	-	-	-		
		14	SANTANA Rodrigo	-	-	-	-		
	Team Totals				7	20	23	50	2.33
	Scoring Servers	Rk	No	Name	Aces	Faults	Serve Hits	Total Attempts	Avg by Set
	1	7	GODOY FILHO Gilberto	2	3	12	17	0.67	
	2	2	ELGARTEN Marcelo	1	1	13	15	0.33	
	2	1	REZENDE Bruno	1	-	1	2	0.33	
	4	13	ENDRES Gustavo	-	2	12	14	0.00	
	4	4	HELLER Andre	-	-	11	11	0.00	
	4	9	NASCIMENTO Andre	-	2	5	7	0.00	
	4	18	AMARAL Dante	-	2	5	7	0.00	
	4	8	ENDRES Murilo	-	2	3	5	0.00	
		6	FUCHS Samuel	-	-	-	-		
		10	SANTOS Sergio	-	-	-	-		
		11	RODRIGUES Anderson	-	-	-	-		
		14	SANTANA Rodrigo	-	-	-	-		
	Team Totals				4	12	62	78	1.33
	Team	Opponent Errors & Team Faults			20	12			



MATCH STATISTICS

比赛技术统计 / STATISTIQUES DU MATCH

P3

Match Duration: 1h27m
Spectators: 12,500




BRA vs POL
3 vs 0

Team	Sets	1	2	3	Total
BRA	3	30	25	25	80
POL	0	28	19	19	66
Playing Time		33m	24m	24m	1h21m

First Referee: KIM Kun-Tae (KOR)

Second Referee: SAKAIDE Osamu (JPN)

BRA - Brazil

Non-scoring Diggers	Rk	No	Name	Digs	Faults	Receptions	Total Attempts	Avg by Set	
	1	13	ENDRES Gustavo	7	1	-	8	2.33	
	2	9	NASCIMENTO Andre	6	1	1	8	2.00	
	3	10	SANTOS Sergio	5	5	-	10	1.67	
	3	2	ELGARTEN Marcelo	5	1	2	8	1.67	
	3	18	AMARAL Dante	5	-	-	5	1.67	
	6	7	GODOY FILHO Gilberto	3	3	-	6	1.00	
	6	4	HELLER Andre	3	2	-	5	1.00	
	8	8	ENDRES Murilo	-	-	2	2	0.00	
		1	REZENDE Bruno	-	-	-	-	-	
		6	FUCHS Samuel	-	-	-	-	-	
		11	RODRIGUES Anderson	-	-	-	-	-	
		14	SANTANA Rodrigo	-	-	-	-	-	
	Team Totals				34	13	5	52	11.33
	Non-scoring Setters	Rk	No	Name	Running Sets	Faults	Still Sets	Total Attempts	Avg by Set
	1	2	ELGARTEN Marcelo	37	-	40	77	12.33	
	2	10	SANTOS Sergio	-	-	6	6	0.00	
	2	7	GODOY FILHO Gilberto	-	-	3	3	0.00	
	2	13	ENDRES Gustavo	-	-	2	2	0.00	
	2	9	NASCIMENTO Andre	-	-	1	1	0.00	
		1	REZENDE Bruno	-	-	-	-	-	
		4	HELLER Andre	-	-	-	-	-	
		6	FUCHS Samuel	-	-	-	-	-	
		8	ENDRES Murilo	-	-	-	-	-	
		11	RODRIGUES Anderson	-	-	-	-	-	
		14	SANTANA Rodrigo	-	-	-	-	-	
		18	AMARAL Dante	-	-	-	-	-	
	Team Totals				37	-	52	89	12.33
	Non-scoring Receivers	Rk	No	Name	Excellents	Faults	Serve Receptions	Total Attempts	Succ %
	1	10	SANTOS Sergio	21	-	2	23	91.30	
	2	7	GODOY FILHO Gilberto	19	-	5	24	79.17	
		18	AMARAL Dante	5	-	-	5	-	
		8	ENDRES Murilo	3	-	1	4	-	
		1	REZENDE Bruno	-	-	-	-	-	
		2	ELGARTEN Marcelo	-	-	-	-	-	
		4	HELLER Andre	-	-	-	-	-	
		6	FUCHS Samuel	-	-	-	-	-	
		9	NASCIMENTO Andre	-	-	-	-	-	
		11	RODRIGUES Anderson	-	-	-	-	-	
		13	ENDRES Gustavo	-	-	-	-	-	
		14	SANTANA Rodrigo	-	-	-	-	-	
	Team Totals				48	-	8	56	85.71
	Limit								
25.00 %									

Legend:	Avg	Eff%	Rk	Succ %
	Average	Efficiency	Rank	Success %



MATCH STATISTICS

比赛技术统计 / STATISTIQUES DU MATCH

P3

Match Duration: 1h27m
Spectators: 12,500




BRA vs POL
3 vs 0

Team	Sets	1	2	3	Total
BRA	3	30	25	25	80
POL	0	28	19	19	66
Playing Time		33m	24m	24m	1h21m

First Referee: KIM Kun-Tae (KOR)

Second Referee: SAKAIDE Osamu (JPN)

POL - Poland

Scoring Spikers	Rk	No	Name	Spikes	Faults	Shots	Total Attempts	Eff %	
	1	13	SWIDERSKI Sebastian	11	3	6	20	40.00	
	2	10	WLAZLY Mariusz	9	2	12	23	30.43	
	3	2	WINIARSKI Michal	10	4	6	20	30.00	
		11	KADZIEWICZ Lukasz	4	-	4	8		
		4	PLINSKI Daniel	6	1	1	8		
		3	GRUSZKA Piotr	2	2	2	6		
		5	ZAGUMNY Pawel	-	-	1	1		
		8	WIKI Marcin	-	1	-	1		
		12	WOICKI Pawel	-	-	-	-		
		14	GIERCZYNSKI Krzysztof	-	-	-	-		
		16	IGNACZAK Krzysztof	-	-	-	-		
		18	MOZDZONEK Marcin	-	-	-	-		
	Limit								
	15.00 %								
	Team Totals				42	13	32	87	33.33
	Scoring Blockers	Rk	No	Name	Kill Blocks	Faults	Rebounds	Total Attempts	Avg by Set
		1	4	PLINSKI Daniel	5	1	7	13	1.67
		2	11	KADZIEWICZ Lukasz	1	4	3	8	0.33
2		2	WINIARSKI Michal	1	2	1	4	0.33	
4		13	SWIDERSKI Sebastian	-	4	5	9	0.00	
4		3	GRUSZKA Piotr	-	3	1	4	0.00	
4		5	ZAGUMNY Pawel	-	1	2	3	0.00	
4		10	WLAZLY Mariusz	-	1	-	1	0.00	
		8	WIKI Marcin	-	-	-	-		
		12	WOICKI Pawel	-	-	-	-		
		14	GIERCZYNSKI Krzysztof	-	-	-	-		
		16	IGNACZAK Krzysztof	-	-	-	-		
		18	MOZDZONEK Marcin	-	-	-	-		
Team Totals				7	16	19	42	2.33	
Scoring Servers		Rk	No	Name	Aces	Faults	Serve Hits	Total Attempts	Avg by Set
		1	5	ZAGUMNY Pawel	-	-	11	11	0.00
		1	2	WINIARSKI Michal	-	2	9	11	0.00
		1	11	KADZIEWICZ Lukasz	-	2	9	11	0.00
		1	4	PLINSKI Daniel	-	3	7	10	0.00
	1	13	SWIDERSKI Sebastian	-	2	7	9	0.00	
	1	10	WLAZLY Mariusz	-	3	6	9	0.00	
	1	12	WOICKI Pawel	-	-	6	6	0.00	
	1	3	GRUSZKA Piotr	-	-	1	1	0.00	
		8	WIKI Marcin	-	-	-	-		
		14	GIERCZYNSKI Krzysztof	-	-	-	-		
		16	IGNACZAK Krzysztof	-	-	-	-		
		18	MOZDZONEK Marcin	-	-	-	-		
	Team Totals				-	12	56	68	0.00
	Team	Opponent Errors & Team Faults			17	12			



MATCH STATISTICS

比赛技术统计 / STATISTIQUES DU MATCH

P3

Match Duration: 1h27m
Spectators: 12,500




BRA vs POL
3 vs 0

Team	Sets	1	2	3	Total
BRA	3	30	25	25	80
POL	0	28	19	19	66
Playing Time		33m	24m	24m	1h21m

First Referee: KIM Kun-Tae (KOR)

Second Referee: SAKAIDE Osamu (JPN)

POL - Poland

Non-scoring Diggers	Rk	No	Name	Digs	Faults	Receptions	Total Attempts	Avg by Set	
	1	16	IGNACZAK Krzysztof	9	5	4	18	3.00	
	2	2	WINIARSKI Michal	7	1	2	10	2.33	
	3	10	WLAZLY Mariusz	5	5	1	11	1.67	
	4	5	ZAGUMNY Pawel	4	4	-	8	1.33	
	5	13	SWIDERSKI Sebastian	3	1	1	5	1.00	
	6	11	KADZIEWICZ Lukasz	2	1	-	3	0.67	
	7	3	GRUSZKA Piotr	1	-	-	1	0.33	
	8	4	PLINSKI Daniel	-	2	-	2	0.00	
	8	12	WOICKI Pawel	-	1	-	1	0.00	
		8	WIKI Marcin	-	-	-	-	-	
		14	GIERCZYNSKI Krzysztof	-	-	-	-	-	
		18	MOZDZONEK Marcin	-	-	-	-	-	
	Team Totals				31	20	8	59	10.33
	Non-scoring Setters	Rk	No	Name	Running Sets	Faults	Still Sets	Total Attempts	Avg by Set
		1	5	ZAGUMNY Pawel	25	1	45	71	8.33
		2	12	WOICKI Pawel	1	-	4	5	0.33
		2	13	SWIDERSKI Sebastian	1	-	1	2	0.33
		4	2	WINIARSKI Michal	-	-	3	3	0.00
4		10	WLAZLY Mariusz	-	-	2	2	0.00	
4		16	IGNACZAK Krzysztof	-	-	2	2	0.00	
4		18	MOZDZONEK Marcin	-	-	1	1	0.00	
		3	GRUSZKA Piotr	-	-	-	-	-	
		4	PLINSKI Daniel	-	-	-	-	-	
		8	WIKI Marcin	-	-	-	-	-	
		11	KADZIEWICZ Lukasz	-	-	-	-	-	
		14	GIERCZYNSKI Krzysztof	-	-	-	-	-	
Team Totals				27	1	58	86	9.00	
Non-scoring Receivers		Rk	No	Name	Excellents	Faults	Serve Receptions	Total Attempts	Succ %
	1	2	WINIARSKI Michal	13	1	5	19	68.42	
	2	13	SWIDERSKI Sebastian	15	2	6	23	65.22	
	2	16	IGNACZAK Krzysztof	15	3	5	23	65.22	
		8	WIKI Marcin	1	-	-	1	-	
		3	GRUSZKA Piotr	-	-	-	-	-	
		4	PLINSKI Daniel	-	-	-	-	-	
		5	ZAGUMNY Pawel	-	-	-	-	-	
		10	WLAZLY Mariusz	-	-	-	-	-	
		11	KADZIEWICZ Lukasz	-	-	-	-	-	
		12	WOICKI Pawel	-	-	-	-	-	
		14	GIERCZYNSKI Krzysztof	-	-	-	-	-	
		18	MOZDZONEK Marcin	-	-	-	-	-	
	Team Totals				44	6	16	66	66.67
	Limit	25.00 %							

Legend:	Avg	Eff%	Efficiency	Rk	Rank	Succ %	Success %
---------	-----	------	------------	----	------	--------	-----------