



MATCH STATISTICS

比赛技术统计 / STATISTIQUES DU MATCH

P3

Match Duration: 1h16m
Spectators: 3,650




USA vs CHN
3 vs 0

Team	Sets	1	2	3	Total
USA	3	25	25	25	75
CHN	0	22	12	18	52
Playing Time		24m	22m	24m	1h10m

First Referee: DEREGNAUCOURT Patrick (FRA)

Second Referee: FRANCISCO de SOUZA Laert (BRA)

USA - United States

Scoring Spikers	Rk	No	Name	Spikes	Faults	Shots	Total Attempts	Eff %
	1	13	STANLEY Clayton	12	-	3	15	80.00
	2	10	SALMON Riley	9	1	4	14	57.14
	3	8	PRIDDY William	6	2	8	16	25.00
		9	MILLAR Ryan	7	1	2	10	
		4	LEE David	5	3	2	10	
		14	HANSEN Kevin	2	1	1	4	
		2	ROONEY Sean	2	1	-	3	
		15	GARDNER Gabriel	2	1	-	3	
		18	TOUZINSKY Scott	-	1	-	1	
		1	BALL Lloy	-	-	-	-	
		5	LAMBOURNE Richard	-	-	-	-	
		12	HOFF Thomas	-	-	-	-	
Limit 15.00 %	Team Totals			45	11	20	76	44.74
Scoring Blockers	Rk	No	Name	Kill Blocks	Faults	Rebounds	Total Attempts	Avg by Set
	1	9	MILLAR Ryan	2	6	3	11	0.67
	1	4	LEE David	2	-	1	3	0.67
	3	13	STANLEY Clayton	1	2	1	4	0.33
	4	10	SALMON Riley	-	4	2	6	0.00
	4	8	PRIDDY William	-	-	4	4	0.00
	4	14	HANSEN Kevin	-	1	2	3	0.00
		1	BALL Lloy	-	-	-	-	
		2	ROONEY Sean	-	-	-	-	
		5	LAMBOURNE Richard	-	-	-	-	
		12	HOFF Thomas	-	-	-	-	
		15	GARDNER Gabriel	-	-	-	-	
		18	TOUZINSKY Scott	-	-	-	-	
	Team Totals			5	13	13	31	1.67
Scoring Servers	Rk	No	Name	Aces	Faults	Serve Hits	Total Attempts	Avg by Set
	1	4	LEE David	2	1	8	11	0.67
	2	14	HANSEN Kevin	1	-	11	12	0.33
	2	13	STANLEY Clayton	1	2	9	12	0.33
	2	10	SALMON Riley	1	-	10	11	0.33
	5	9	MILLAR Ryan	-	1	12	13	0.00
	5	8	PRIDDY William	-	2	10	12	0.00
	5	12	HOFF Thomas	-	-	1	1	0.00
	5	15	GARDNER Gabriel	-	1	-	1	0.00
		1	BALL Lloy	-	-	-	-	
		2	ROONEY Sean	-	-	-	-	
		5	LAMBOURNE Richard	-	-	-	-	
		18	TOUZINSKY Scott	-	-	-	-	
	Team Totals			5	7	61	73	1.67
Team	Opponent Errors & Team Faults			20	2			



MATCH STATISTICS

比赛技术统计 / STATISTIQUES DU MATCH

P3

Match Duration: 1h16m
Spectators: 3,650




USA vs CHN
3 vs 0

Team	Sets	1	2	3	Total
USA	3	25	25	25	75
CHN	0	22	12	18	52
Playing Time		24m	22m	24m	1h10m

First Referee: DEREGNAUCOURT Patrick (FRA)

Second Referee: FRANCISCO de SOUZA Laert (BRA)

USA - United States

Non-scoring Diggers		Rk	No	Name	Digs	Faults	Receptions	Total Attempts	Avg by Set	
		1	5	LAMBOURNE Richard	9	1	3	13	3.00	
		2	9	MILLAR Ryan	4	4	1	9	1.33	
		2	8	PRIDDY William	4	1	1	6	1.33	
		4	10	SALMON Riley	3	4	4	11	1.00	
		4	13	STANLEY Clayton	3	4	2	9	1.00	
		4	14	HANSEN Kevin	3	2	1	6	1.00	
		7	4	LEE David	-	1	1	2	0.00	
			1	BALL Lloy	-	-	-	-		
			2	ROONEY Sean	-	-	-	-		
			12	HOFF Thomas	-	-	-	-		
			15	GARDNER Gabriel	-	-	-	-		
			18	TOUZINSKY Scott	-	-	-	-		
	Team Totals					26	17	13	56	8.67
	Non-scoring Setters		Rk	No	Name	Running Sets	Faults	Still Sets	Total Attempts	Avg by Set
			1	14	HANSEN Kevin	20	1	41	62	6.67
			2	5	LAMBOURNE Richard	-	-	2	2	0.00
			2	8	PRIDDY William	-	-	1	1	0.00
			2	10	SALMON Riley	-	-	1	1	0.00
		2	13	STANLEY Clayton	-	-	1	1	0.00	
			1	BALL Lloy	-	-	-	-		
			2	ROONEY Sean	-	-	-	-		
			4	LEE David	-	-	-	-		
			9	MILLAR Ryan	-	-	-	-		
			12	HOFF Thomas	-	-	-	-		
			15	GARDNER Gabriel	-	-	-	-		
			18	TOUZINSKY Scott	-	-	-	-		
Team Totals					20	1	46	67	6.67	
Non-scoring Receivers		Rk	No	Name	Excellents	Faults	Serve Receptions	Total Attempts	Succ %	
			1	8	PRIDDY William	4	-	15	19	21.05
			2	10	SALMON Riley	-	-	11	11	0.00
				5	LAMBOURNE Richard	1	1	2	4	
				18	TOUZINSKY Scott	2	-	1	3	
			2	ROONEY Sean	2	-	-	2		
			4	LEE David	-	-	1	1		
			9	MILLAR Ryan	-	-	1	1		
			1	BALL Lloy	-	-	-	-		
			12	HOFF Thomas	-	-	-	-		
			13	STANLEY Clayton	-	-	-	-		
			14	HANSEN Kevin	-	-	-	-		
			15	GARDNER Gabriel	-	-	-	-		
	Team Totals					9	1	31	41	21.95
	Limit		25.00 %							

Legend:	Avg	Average	Eff%	Efficiency	Rk	Rank	Succ %	Success %
----------------	-----	---------	------	------------	----	------	--------	-----------



MATCH STATISTICS

比赛技术统计 / STATISTIQUES DU MATCH

P3

Match Duration: 1h16m
Spectators: 3,650




USA vs CHN
3 vs 0

Team	Sets	1	2	3	Total
USA	3	25	25	25	75
CHN	0	22	12	18	52
Playing Time		24m	22m	24m	1h10m

First Referee: DEREGNAUCOURT Patrick (FRA)

Second Referee: FRANCISCO de SOUZA Laert (BRA)

CHN - China

Scoring Spikers	Rk	No	Name	Spikes	Faults	Shots	Total Attempts	Eff %	
	1	12	SHEN Qiong	9	1	6	16	50.00	
	2	18	FANG Yingchao	11	3	11	25	32.00	
		1	BIAN Hongmin	4	-	4	8		
		5	GUO Peng	3	1	3	7		
		11	YU Dawei	2	1	1	4		
		17	SUI Shengsheng	1	1	2	4		
		6	SHI Hairong	2	1	-	3		
		8	CUI Jianjun	-	1	2	3		
		4	YUAN Zhi	-	-	-	-		
		9	JIAO Shuai	-	-	-	-		
		14	JIANG Fudong	-	-	-	-		
		16	REN Qi	-	-	-	-		
	Limit	15.00 %							
	Team Totals				32	9	29	70	32.86
	Scoring Blockers	Rk	No	Name	Kill Blocks	Faults	Rebounds	Total Attempts	Avg by Set
		1	1	BIAN Hongmin	1	4	2	7	0.33
1		18	FANG Yingchao	1	4	2	7	0.33	
3		9	JIAO Shuai	-	2	2	4	0.00	
3		11	YU Dawei	-	1	2	3	0.00	
3		5	GUO Peng	-	1	1	2	0.00	
3		12	SHEN Qiong	-	1	1	2	0.00	
3		8	CUI Jianjun	-	1	-	1	0.00	
3		17	SUI Shengsheng	-	1	-	1	0.00	
		4	YUAN Zhi	-	-	-	-		
		6	SHI Hairong	-	-	-	-		
		14	JIANG Fudong	-	-	-	-		
		16	REN Qi	-	-	-	-		
Team Totals				2	15	10	27	0.67	
Scoring Servers		Rk	No	Name	Aces	Faults	Serve Hits	Total Attempts	Avg by Set
		1	18	FANG Yingchao	1	3	6	10	0.33
		2	12	SHEN Qiong	-	3	8	11	0.00
	2	1	BIAN Hongmin	-	1	8	9	0.00	
	2	11	YU Dawei	-	4	3	7	0.00	
	2	9	JIAO Shuai	-	-	5	5	0.00	
	2	14	JIANG Fudong	-	-	5	5	0.00	
	2	5	GUO Peng	-	-	2	2	0.00	
	2	6	SHI Hairong	-	1	1	2	0.00	
	2	8	CUI Jianjun	-	1	1	2	0.00	
	2	17	SUI Shengsheng	-	-	1	1	0.00	
		4	YUAN Zhi	-	-	-	-		
		16	REN Qi	-	-	-	-		
	Team Totals				1	13	40	54	0.33
	Team	Opponent Errors & Team Faults			17	3			



MATCH STATISTICS

比赛技术统计 / STATISTIQUES DU MATCH

P3

Match Duration: 1h16m
Spectators: 3,650




USA vs CHN
3 vs 0

Team	Sets	1	2	3	Total
USA	3	25	25	25	75
CHN	0	22	12	18	52
Playing Time		24m	22m	24m	1h10m

First Referee: DEREGNAUCOURT Patrick (FRA)

Second Referee: FRANCISCO de SOUZA Laert (BRA)

CHN - China

Non-scoring Diggers	Rk	No	Name	Digs	Faults	Receptions	Total Attempts	Avg by Set	
	1	16	REN Qi	6	3	3	12	2.00	
	2	18	FANG Yingchao	5	6	2	13	1.67	
	3	12	SHEN Qiong	2	5	3	10	0.67	
	3	9	JIAO Shuai	2	2	1	5	0.67	
	3	17	SUI Shengsheng	2	-	1	3	0.67	
	6	6	SHI Hairong	1	2	2	5	0.33	
	7	8	CUI Jianjun	-	2	2	4	0.00	
	7	14	JIANG Fudong	-	3	1	4	0.00	
	7	5	GUO Peng	-	1	-	1	0.00	
	7	11	YU Dawei	-	1	-	1	0.00	
		1	BIAN Hongmin	-	-	-	-	-	-
		4	YUAN Zhi	-	-	-	-	-	-
	Team Totals				18	25	15	58	6.00
Non-scoring Setters	Rk	No	Name	Running Sets	Faults	Still Sets	Total Attempts	Avg by Set	
	1	9	JIAO Shuai	12	-	22	34	4.00	
	2	14	JIANG Fudong	10	1	15	26	3.33	
	3	16	REN Qi	-	-	3	3	0.00	
	3	18	FANG Yingchao	-	-	2	2	0.00	
	3	1	BIAN Hongmin	-	-	1	1	0.00	
	3	5	GUO Peng	-	-	1	1	0.00	
	3	6	SHI Hairong	-	-	1	1	0.00	
	3	12	SHEN Qiong	-	-	1	1	0.00	
		4	YUAN Zhi	-	-	-	-	-	-
		8	CUI Jianjun	-	-	-	-	-	-
		11	YU Dawei	-	-	-	-	-	-
		17	SUI Shengsheng	-	-	-	-	-	-
	Team Totals				22	1	46	69	7.33
Non-scoring Receivers	Rk	No	Name	Excellents	Faults	Serve Receptions	Total Attempts	Succ %	
	1	12	SHEN Qiong	5	4	11	20	25.00	
	2	16	REN Qi	3	1	22	26	11.54	
		17	SUI Shengsheng	5	1	2	8	-	
		8	CUI Jianjun	1	1	3	5	-	
		6	SHI Hairong	-	-	3	3	-	
		18	FANG Yingchao	-	2	-	2	-	
		1	BIAN Hongmin	-	-	1	1	-	
		4	YUAN Zhi	-	-	-	-	-	
		5	GUO Peng	-	-	-	-	-	
		9	JIAO Shuai	-	-	-	-	-	
		11	YU Dawei	-	-	-	-	-	
		14	JIANG Fudong	-	-	-	-	-	
	Limit 25.00 %				14	9	42	65	21.54

Legend:	Average	Eff%	Efficiency	Rk	Rank	Succ %	Success %
---------	---------	------	------------	----	------	--------	-----------