



MATCH STATISTICS

比赛技术统计 / STATISTIQUES DU MATCH

P3

Match Duration: 2h01m
Spectators: 13,000




CHN vs JPN
3 vs 2

Team	Sets	1	2	3	4	5	Total
CHN	3	25	25	17	16	15	98
JPN	2	20	23	25	25	10	103
Playing Time		23m	26m	24m	22m	14m	1h49m

First Referee: HOBOR Bela (HUN)

Second Referee: LEUTHAUSER Frank (GER)

CHN - China

Scoring Spikers	Rk	No	Name	Spikes	Faults	Shots	Total Attempts	Eff %	
	1	4	YUAN Zhi	13	7	12	32	18.75	
	2	12	SHEN Qiong	5	2	14	21	14.29	
	3	8	CUI Jianjun	6	7	13	26	0.00	
		1	BIAN Hongmin	9	1	2	12		
		18	FANG Yingchao	5	1	4	10		
		11	YU Dawei	6	2	2	10		
		6	SHI Hairong	1	3	1	5		
		9	JIAO Shuai	1	1	2	4		
		5	GUO Peng	2	-	-	2		
		14	JIANG Fudong	-	-	-	-		
		16	REN Qi	-	-	-	-		
		17	SUI Shengsheng	-	-	-	-		
		17	SUI Shengsheng	-	-	-	-		
	Limit								
	15.00 %								
	Team Totals				48	24	50	122	19.67
	Scoring Blockers	Rk	No	Name	Kill Blocks	Faults	Rebounds	Total Attempts	Avg by Set
	1	12	SHEN Qiong	4	2	3	9	0.80	
	2	1	BIAN Hongmin	3	10	6	19	0.60	
	3	9	JIAO Shuai	2	5	1	8	0.40	
	4	8	CUI Jianjun	1	7	2	10	0.20	
	4	11	YU Dawei	1	3	5	9	0.20	
	4	6	SHI Hairong	1	1	3	5	0.20	
	7	5	GUO Peng	-	2	1	3	0.00	
	7	4	YUAN Zhi	-	1	1	2	0.00	
		14	JIANG Fudong	-	-	-	-		
		16	REN Qi	-	-	-	-		
		17	SUI Shengsheng	-	-	-	-		
		18	FANG Yingchao	-	-	-	-		
	Team Totals				12	31	22	65	2.40
	Scoring Servers	Rk	No	Name	Aces	Faults	Serve Hits	Total Attempts	Avg by Set
		1	8	CUI Jianjun	3	3	7	13	0.60
		2	18	FANG Yingchao	1	-	5	6	0.20
		2	6	SHI Hairong	1	2	3	6	0.20
		4	1	BIAN Hongmin	-	1	17	18	0.00
4		9	JIAO Shuai	-	-	14	14	0.00	
4		4	YUAN Zhi	-	3	11	14	0.00	
4		11	YU Dawei	-	-	12	12	0.00	
4		12	SHEN Qiong	-	4	5	9	0.00	
4		5	GUO Peng	-	-	3	3	0.00	
4		17	SUI Shengsheng	-	-	2	2	0.00	
		14	JIANG Fudong	-	-	-	-		
		16	REN Qi	-	-	-	-		
Team Totals				5	13	79	97	1.00	
Team		Opponent Errors & Team Faults			33	18			



MATCH STATISTICS

比赛技术统计 / STATISTIQUES DU MATCH

P3

Match Duration: 2h01m
Spectators: 13,000

CHN vs JPN
3 vs 2

Team	Sets	1	2	3	4	5	Total
CHN	3	25	25	17	16	15	98
JPN	2	20	23	25	25	10	103
Playing Time		23m	26m	24m	22m	14m	1h49m

First Referee: HOBOR Bela (HUN)

Second Referee: LEUTHAUSER Frank (GER)

CHN - China

Non-scoring Diggers		Rk	No	Name	Digs	Faults	Receptions	Total Attempts	Avg by Set
		1	16	REN Qi	12	3	2	17	2.40
		2	9	JIAO Shuai	9	2	2	13	1.80
		2	4	YUAN Zhi	9	-	2	11	1.80
		4	12	SHEN Qiong	5	1	1	7	1.00
		5	8	CUI Jianjun	3	2	1	6	0.60
		6	6	SHI Hairong	2	2	-	4	0.40
		7	18	FANG Yingchao	1	1	1	3	0.20
		7	11	YU Dawei	1	-	-	1	0.20
		9	1	BIAN Hongmin	-	2	-	2	0.00
		9	5	GUO Peng	-	-	1	1	0.00
			14	JIANG Fudong	-	-	-	-	-
			17	SUI Shengsheng	-	-	-	-	-
Team Totals					42	13	10	65	8.40
Non-scoring Setters		Rk	No	Name	Running Sets	Faults	Still Sets	Total Attempts	Avg by Set
		1	9	JIAO Shuai	26	-	60	86	5.20
		2	8	CUI Jianjun	-	-	7	7	0.00
		2	16	REN Qi	-	-	7	7	0.00
		2	12	SHEN Qiong	-	-	5	5	0.00
		2	4	YUAN Zhi	-	-	3	3	0.00
		2	1	BIAN Hongmin	-	-	2	2	0.00
		2	6	SHI Hairong	-	-	2	2	0.00
		2	18	FANG Yingchao	-	-	2	2	0.00
			5	GUO Peng	-	-	-	-	-
			11	YU Dawei	-	-	-	-	-
			14	JIANG Fudong	-	-	-	-	-
			17	SUI Shengsheng	-	-	-	-	-
Team Totals					26	-	88	114	5.20
Non-scoring Receivers		Rk	No	Name	Excellents	Faults	Serve Receptions	Total Attempts	Succ %
		1	16	REN Qi	17	1	5	23	73.91
		2	12	SHEN Qiong	21	1	10	32	65.63
			8	CUI Jianjun	13	1	5	19	
			6	SHI Hairong	4	-	1	5	
			4	YUAN Zhi	1	-	1	2	
			18	FANG Yingchao	-	-	1	1	
			17	SUI Shengsheng	-	1	-	1	
			1	BIAN Hongmin	-	-	-	-	
			5	GUO Peng	-	-	-	-	
			9	JIAO Shuai	-	-	-	-	
			11	YU Dawei	-	-	-	-	
			14	JIANG Fudong	-	-	-	-	
Team Totals					56	4	23	83	67.47
Limit		25.00 %							

Legend:	Avg	Average	Eff%	Efficiency	Rk	Rank	Succ %	Success %
----------------	-----	---------	------	------------	----	------	--------	-----------



MATCH STATISTICS

比赛技术统计 / STATISTIQUES DU MATCH

P3

Match Duration: 2h01m
Spectators: 13,000




CHN vs JPN
3 vs 2

Team	Sets	1	2	3	4	5	Total
CHN	3	25	25	17	16	15	98
JPN	2	20	23	25	25	10	103
Playing Time		23m	26m	24m	22m	14m	1h49m

First Referee: HOBOR Bela (HUN)

Second Referee: LEUTHAUSER Frank (GER)

JPN - Japan

Scoring Spikers	Rk	No	Name	Spikes	Faults	Shots	Total Attempts	Eff %	
	1	7	YAMAMOTO Takahiro	16	2	12	30	46.67	
	2	17	KOSHIKAWA Yu	12	4	7	23	34.78	
	3	16	ISHIJIMA Yusuke	8	4	8	20	20.00	
		13	SHIMIZU Kunihiro	7	3	7	17		
		12	YAMAMURA Kota	5	2	4	11		
		14	FUKUZAWA Tatsuya	3	3	4	10		
		11	MATSUMOTO Yoshihiko	2	1	3	6		
		1	SAITO Nobuharu	1	1	1	3		
		5	USAMI Daisuke	-	-	-	-		
		8	OGINO Masaji	-	-	-	-		
		15	TSUMAGARI Katsutoshi	-	-	-	-		
		18	TOMONAGA Kosuke	-	-	-	-		
	Limit								
	15.00 %								
	Team Totals				54	20	46	120	28.33
	Scoring Blockers	Rk	No	Name	Kill Blocks	Faults	Rebounds	Total Attempts	Avg by Set
		1	12	YAMAMURA Kota	4	6	4	14	0.80
		2	16	ISHIJIMA Yusuke	3	7	1	11	0.60
3		14	FUKUZAWA Tatsuya	2	-	3	5	0.40	
4		17	KOSHIKAWA Yu	1	2	3	6	0.20	
5		5	USAMI Daisuke	-	2	5	7	0.00	
5		7	YAMAMOTO Takahiro	-	1	4	5	0.00	
5		1	SAITO Nobuharu	-	1	2	3	0.00	
5		13	SHIMIZU Kunihiro	-	-	2	2	0.00	
5		11	MATSUMOTO Yoshihiko	-	2	-	2	0.00	
		8	OGINO Masaji	-	-	-	-		
		15	TSUMAGARI Katsutoshi	-	-	-	-		
		18	TOMONAGA Kosuke	-	-	-	-		
Team Totals				10	21	24	55	2.00	
Scoring Servers		Rk	No	Name	Aces	Faults	Serve Hits	Total Attempts	Avg by Set
		1	17	KOSHIKAWA Yu	3	5	10	18	0.60
		2	7	YAMAMOTO Takahiro	2	2	6	10	0.40
		3	5	USAMI Daisuke	1	2	10	13	0.20
		4	12	YAMAMURA Kota	-	-	17	17	0.00
	4	11	MATSUMOTO Yoshihiko	-	1	16	17	0.00	
	4	16	ISHIJIMA Yusuke	-	5	10	15	0.00	
	4	13	SHIMIZU Kunihiro	-	3	3	6	0.00	
	4	1	SAITO Nobuharu	-	-	4	4	0.00	
	4	14	FUKUZAWA Tatsuya	-	1	2	3	0.00	
	4	18	TOMONAGA Kosuke	-	1	-	1	0.00	
		8	OGINO Masaji	-	-	-	-		
		15	TSUMAGARI Katsutoshi	-	-	-	-		
	Team Totals				6	20	78	104	1.20
	Team	Opponent Errors & Team Faults			33	16			



MATCH STATISTICS

比赛技术统计 / STATISTIQUES DU MATCH

P3

Match Duration: 2h01m
Spectators: 13,000




CHN vs JPN
3 vs 2

Team	Sets	1	2	3	4	5	Total
CHN	3	25	25	17	16	15	98
JPN	2	20	23	25	25	10	103
	Playing Time	23m	26m	24m	22m	14m	1h49m

First Referee: HOBOR Bela (HUN)

Second Referee: LEUTHAUSER Frank (GER)

JPN - Japan

Non-scoring Diggers	Rk	No	Name	Digs	Faults	Receptions	Total Attempts	Avg by Set	
	1	15	TSUMAGARI Katsutoshi	11	1	1	13	2.20	
	2	5	USAMI Daisuke	10	1	2	13	2.00	
	3	16	ISHIJIMA Yusuke	9	4	1	14	1.80	
	4	17	KOSHIKAWA Yu	7	5	2	14	1.40	
	5	14	FUKUZAWA Tatsuya	3	1	-	4	0.60	
	6	12	YAMAMURA Kota	2	-	2	4	0.40	
	7	7	YAMAMOTO Takahiro	1	1	-	2	0.20	
	8	18	TOMONAGA Kosuke	-	-	1	1	0.00	
	8	1	SAITO Nobuharu	-	1	-	1	0.00	
	8	11	MATSUMOTO Yoshihiko	-	1	-	1	0.00	
8	13	SHIMIZU Kunihiro	-	1	-	1	0.00		
	8	OGINO Masaji	-	-	-	-	-	-	
Team Totals				43	16	9	68	8.60	
Non-scoring Setters	Rk	No	Name	Running Sets	Faults	Still Sets	Total Attempts	Avg by Set	
	1	5	USAMI Daisuke	24	1	62	87	4.80	
	2	18	TOMONAGA Kosuke	3	-	14	17	0.60	
	3	7	YAMAMOTO Takahiro	-	-	3	3	0.00	
	3	12	YAMAMURA Kota	-	-	3	3	0.00	
	3	15	TSUMAGARI Katsutoshi	-	-	3	3	0.00	
	3	17	KOSHIKAWA Yu	-	-	3	3	0.00	
	3	11	MATSUMOTO Yoshihiko	-	1	2	3	0.00	
	3	1	SAITO Nobuharu	-	-	1	1	0.00	
	3	16	ISHIJIMA Yusuke	-	-	1	1	0.00	
		8	OGINO Masaji	-	-	-	-	-	-
		13	SHIMIZU Kunihiro	-	-	-	-	-	-
		14	FUKUZAWA Tatsuya	-	-	-	-	-	-
	Team Totals				27	2	92	121	5.40
	Non-scoring Receivers	Rk	No	Name	Excellents	Faults	Serve Receptions	Total Attempts	Succ %
	1	15	TSUMAGARI Katsutoshi	19	2	6	27	70.37	
	2	16	ISHIJIMA Yusuke	20	-	13	33	60.61	
		17	KOSHIKAWA Yu	12	1	4	17	-	
		14	FUKUZAWA Tatsuya	-	-	4	4	-	
		12	YAMAMURA Kota	1	-	1	2	-	
		1	SAITO Nobuharu	-	-	-	-	-	
		5	USAMI Daisuke	-	-	-	-	-	
		7	YAMAMOTO Takahiro	-	-	-	-	-	
		8	OGINO Masaji	-	-	-	-	-	
		11	MATSUMOTO Yoshihiko	-	-	-	-	-	
	13	SHIMIZU Kunihiro	-	-	-	-	-		
	18	TOMONAGA Kosuke	-	-	-	-	-		
Limit									
25.00 %				52	3	28	83	62.65	
Team Totals									

Legend:	Avg	Average	Eff%	Efficiency	Rk	Rank	Succ %	Success %
---------	-----	---------	------	------------	----	------	--------	-----------