



### MATCH STATISTICS

比赛技术统计 / STATISTIQUES DU MATCH

P3

Match Duration: 2h04m  
Spectators: 7,000




POL vs SRB  
3 vs 1

Team	Sets	1	2	3	4	Total
<b>POL</b>	<b>3</b>	31	22	25	25	103
<b>SRB</b>	<b>1</b>	29	25	22	21	97
<b>Playing Time</b>		33m	28m	25m	29m	1h55m

First Referee: SOKULLU Umit (TUR)

Second Referee: DEREGNAUCOURT Patrick (FRA)

#### POL - Poland

Scoring Spikers	Rk	No	Name	Spikes	Faults	Shots	Total Attempts	Eff %	
	1	13	SWIDERSKI Sebastian	14	5	5	24	37.50	
	2	10	WLAZLY Mariusz	18	5	21	44	29.55	
	3	2	WINIARSKI Michal	13	6	10	29	24.14	
	4	PLINSKI Daniel	11	2	5	18			
	11	KADZIEWICZ Lukasz	7	1	3	11			
	5	ZAGUMNY Pawel	-	-	6	6			
	3	GRUSZKA Piotr	-	-	-	-			
	8	WIKI Marcin	-	-	-	-			
	12	WOICKI Pawel	-	-	-	-			
	14	GIERCZYNSKI Krzysztof	-	-	-	-			
	16	IGNACZAK Krzysztof	-	-	-	-			
	18	MOZDZONEK Marcin	-	-	-	-			
	<b>Team Totals</b>				63	19	50	132	33.33
	<b>Limit</b>	15.00 %							
	Scoring Blockers	Rk	No	Name	Kill Blocks	Faults	Rebounds	Total Attempts	Avg by Set
		1	11	KADZIEWICZ Lukasz	4	5	10	19	1.00
		1	5	ZAGUMNY Pawel	4	2	4	10	1.00
		3	13	SWIDERSKI Sebastian	2	3	3	8	0.50
4		4	PLINSKI Daniel	1	1	9	11	0.25	
4		10	WLAZLY Mariusz	1	4	4	9	0.25	
6		2	WINIARSKI Michal	-	2	6	8	0.00	
6		18	MOZDZONEK Marcin	-	1	1	2	0.00	
3		GRUSZKA Piotr	-	-	-	-			
8		WIKI Marcin	-	-	-	-			
12		WOICKI Pawel	-	-	-	-			
14		GIERCZYNSKI Krzysztof	-	-	-	-			
16		IGNACZAK Krzysztof	-	-	-	-			
<b>Team Totals</b>					12	18	37	67	3.00
Scoring Servers		Rk	No	Name	Aces	Faults	Serve Hits	Total Attempts	Avg by Set
		1	10	WLAZLY Mariusz	1	5	11	17	0.25
		1	4	PLINSKI Daniel	1	2	11	14	0.25
	1	8	WIKI Marcin	1	-	4	5	0.25	
	4	5	ZAGUMNY Pawel	-	-	19	19	0.00	
	4	13	SWIDERSKI Sebastian	-	2	16	18	0.00	
	4	11	KADZIEWICZ Lukasz	-	2	12	14	0.00	
	4	2	WINIARSKI Michal	-	4	8	12	0.00	
	4	12	WOICKI Pawel	-	1	2	3	0.00	
	3	GRUSZKA Piotr	-	-	-	-			
	14	GIERCZYNSKI Krzysztof	-	-	-	-			
	16	IGNACZAK Krzysztof	-	-	-	-			
	18	MOZDZONEK Marcin	-	-	-	-			
	<b>Team Totals</b>				3	16	83	102	0.75
	<b>Team</b>	<b>Opponent Errors &amp; Team Faults</b>			25	20			



## MATCH STATISTICS

比赛技术统计 / STATISTIQUES DU MATCH

P3

Match Duration: 2h04m  
Spectators: 7,000

POL vs SRB  
3 vs 1

Team	Sets	1	2	3	4	Total
<b>POL</b>	<b>3</b>	31	22	25	25	103
<b>SRB</b>	<b>1</b>	29	25	22	21	97
<b>Playing Time</b>		33m	28m	25m	29m	1h55m

First Referee: SOKULLU Umit (TUR)

Second Referee: DEREGNAUCOURT Patrick (FRA)

### POL - Poland

Non-scoring Diggers		Rk	No	Name	Digs	Faults	Receptions	Total Attempts	Avg by Set
		1	16	IGNACZAK Krzysztof	15	3	3	21	3.75
		2	5	ZAGUMNY Pawel	8	7	2	17	2.00
		2	10	WLAZLY Mariusz	8	6	2	16	2.00
		2	13	SWIDERSKI Sebastian	8	2	1	11	2.00
		5	2	WINIARSKI Michal	6	3	1	10	1.50
		6	4	PLINSKI Daniel	2	-	1	3	0.50
		7	18	MOZDZONEK Marcin	1	-	-	1	0.25
		8	11	KADZIEWICZ Lukasz	-	-	1	1	0.00
		8	8	WIKI Marcin	-	1	-	1	0.00
		8	12	WOICKI Pawel	-	1	-	1	0.00
			3	GRUSZKA Piotr	-	-	-	-	-
			14	GIERCZYNSKI Krzysztof	-	-	-	-	-
<b>Team Totals</b>					48	23	11	82	12.00
Non-scoring Setters		Rk	No	Name	Running Sets	Faults	Still Sets	Total Attempts	Avg by Set
		1	5	ZAGUMNY Pawel	51	-	53	104	12.75
		2	16	IGNACZAK Krzysztof	-	-	7	7	0.00
		2	13	SWIDERSKI Sebastian	-	-	4	4	0.00
		2	2	WINIARSKI Michal	-	-	3	3	0.00
		2	10	WLAZLY Mariusz	-	-	3	3	0.00
		2	11	KADZIEWICZ Lukasz	-	-	3	3	0.00
		2	4	PLINSKI Daniel	-	-	2	2	0.00
		2	8	WIKI Marcin	-	-	1	1	0.00
		2	18	MOZDZONEK Marcin	-	-	1	1	0.00
			3	GRUSZKA Piotr	-	-	-	-	-
			12	WOICKI Pawel	-	-	-	-	-
			14	GIERCZYNSKI Krzysztof	-	-	-	-	-
<b>Team Totals</b>					51	-	77	128	12.75
Non-scoring Receivers		Rk	No	Name	Excellents	Faults	Serve Receptions	Total Attempts	Succ %
		1	2	WINIARSKI Michal	32	-	6	38	84.21
		2	16	IGNACZAK Krzysztof	22	1	8	31	70.97
			13	SWIDERSKI Sebastian	12	-	2	14	-
			8	WIKI Marcin	1	-	1	2	-
			3	GRUSZKA Piotr	-	-	-	-	-
			4	PLINSKI Daniel	-	-	-	-	-
			5	ZAGUMNY Pawel	-	-	-	-	-
			10	WLAZLY Mariusz	-	-	-	-	-
			11	KADZIEWICZ Lukasz	-	-	-	-	-
			12	WOICKI Pawel	-	-	-	-	-
			14	GIERCZYNSKI Krzysztof	-	-	-	-	-
			18	MOZDZONEK Marcin	-	-	-	-	-
<b>Team Totals</b>					67	1	17	85	78.82
<b>Limit</b>		25.00 %							

Legend:	Avg	Eff%	Rk	Succ %
Average	Efficiency	Rank	Success %	



### MATCH STATISTICS

比赛技术统计 / STATISTIQUES DU MATCH

P3

Match Duration: 2h04m  
Spectators: 7,000




POL vs SRB  
3 vs 1

Team	Sets	1	2	3	4	Total
<b>POL</b>	<b>3</b>	31	22	25	25	103
<b>SRB</b>	<b>1</b>	29	25	22	21	97
<b>Playing Time</b>		33m	28m	25m	29m	1h55m

First Referee: SOKULLU Umit (TUR)

Second Referee: DEREGNAUCOURT Patrick (FRA)

#### SRB - Serbia

Scoring Spikers	Rk	No	Name	Spikes	Faults	Shots	Total Attempts	Eff %	
	1	14	MILJKOVIC Ivan	20	9	22	51	21.57	
	2	1	KOVACEVIC Nikola	9	4	14	27	18.52	
	3	10	NIKIC Milos	6	5	10	21	4.76	
		18	PODRASCANIN Marko	10	-	2	12		
		3	BJELICA Novica	7	-	4	11		
		9	GRBIC Nikola	5	-	4	9		
		2	BOJOVIC Dejan	-	1	-	1		
		4	JANIC Bojan	-	-	-	-		
		5	PETKOVIC Vlado	-	-	-	-		
		8	SAMARDZIC Marko	-	-	-	-		
		12	GERIC Andrija	-	-	-	-		
		15	STAROVIC Sasa	-	-	-	-		
	<b>Limit</b>								
	15.00 %	<b>Team Totals</b>			57	19	56	132	28.79
	Scoring Blockers	Rk	No	Name	Kill Blocks	Faults	Rebounds	Total Attempts	Avg by Set
	1	14	MILJKOVIC Ivan	4	2	-	6	1.00	
	2	18	PODRASCANIN Marko	2	11	15	28	0.50	
	3	9	GRBIC Nikola	1	6	7	14	0.25	
	3	3	BJELICA Novica	1	7	5	13	0.25	
	5	10	NIKIC Milos	-	2	6	8	0.00	
	5	1	KOVACEVIC Nikola	-	-	3	3	0.00	
	5	12	GERIC Andrija	-	1	-	1	0.00	
		2	BOJOVIC Dejan	-	-	-	-		
		4	JANIC Bojan	-	-	-	-		
		5	PETKOVIC Vlado	-	-	-	-		
		8	SAMARDZIC Marko	-	-	-	-		
		15	STAROVIC Sasa	-	-	-	-		
	<b>Team Totals</b>	<b>Team Totals</b>			8	29	36	73	2.00
	Scoring Servers	Rk	No	Name	Aces	Faults	Serve Hits	Total Attempts	Avg by Set
		1	3	BJELICA Novica	1	4	14	19	0.25
2		18	PODRASCANIN Marko	-	4	13	17	0.00	
2		1	KOVACEVIC Nikola	-	2	14	16	0.00	
2		9	GRBIC Nikola	-	-	15	15	0.00	
2		14	MILJKOVIC Ivan	-	1	13	14	0.00	
2		10	NIKIC Milos	-	2	11	13	0.00	
2		5	PETKOVIC Vlado	-	-	4	4	0.00	
		2	BOJOVIC Dejan	-	-	-	-		
		4	JANIC Bojan	-	-	-	-		
		8	SAMARDZIC Marko	-	-	-	-		
		12	GERIC Andrija	-	-	-	-		
		15	STAROVIC Sasa	-	-	-	-		
<b>Team Totals</b>		<b>Team Totals</b>			1	13	84	98	0.25
<b>Team</b>		<b>Opponent Errors &amp; Team Faults</b>			31	18			



### MATCH STATISTICS

比赛技术统计 / STATISTIQUES DU MATCH

P3

Match Duration: 2h04m  
Spectators: 7,000

POL vs SRB  
3 vs 1

Team	Sets	1	2	3	4	Total
<b>POL</b>	<b>3</b>	31	22	25	25	103
<b>SRB</b>	<b>1</b>	29	25	22	21	97
<b>Playing Time</b>		33m	28m	25m	29m	1h55m

First Referee: SOKULLU Umit (TUR)

Second Referee: DEREGNAUCOURT Patrick (FRA)

#### SRB - Serbia

Non-scoring Diggers		Rk	No	Name	Digs	Faults	Receptions	Total Attempts	Avg by Set
		1	8	SAMARDZIC Marko	10	4	2	16	2.50
		2	1	KOVACEVIC Nikola	9	4	-	13	2.25
		3	14	MILJKOVIC Ivan	8	3	3	14	2.00
		3	10	NIKIC Milos	8	4	2	14	2.00
		5	9	GRBIC Nikola	6	4	1	11	1.50
		6	18	PODRASCANIN Marko	4	1	1	6	1.00
		7	3	BJELICA Novica	1	2	2	5	0.25
		7	2	BOJOVIC Dejan	1	-	-	1	0.25
			4	JANIC Bojan	-	-	-	-	
			5	PETKOVIC Vlado	-	-	-	-	
			12	GERIC Andrija	-	-	-	-	
			15	STAROVIC Sasa	-	-	-	-	
<b>Team Totals</b>					47	22	11	80	11.75
Non-scoring Setters		Rk	No	Name	Running Sets	Faults	Still Sets	Total Attempts	Avg by Set
		1	9	GRBIC Nikola	29	1	68	98	7.25
		2	1	KOVACEVIC Nikola	-	-	7	7	0.00
		2	10	NIKIC Milos	-	-	7	7	0.00
		2	8	SAMARDZIC Marko	-	-	4	4	0.00
		2	14	MILJKOVIC Ivan	-	-	4	4	0.00
		2	3	BJELICA Novica	-	-	2	2	0.00
		2	18	PODRASCANIN Marko	-	-	1	1	0.00
			2	BOJOVIC Dejan	-	-	-	-	
			4	JANIC Bojan	-	-	-	-	
			5	PETKOVIC Vlado	-	-	-	-	
			12	GERIC Andrija	-	-	-	-	
			15	STAROVIC Sasa	-	-	-	-	
<b>Team Totals</b>					29	1	93	123	7.25
Non-scoring Receivers		Rk	No	Name	Excellents	Faults	Serve Receptions	Total Attempts	Succ %
		1	8	SAMARDZIC Marko	23	1	1	25	92.00
		2	10	NIKIC Milos	25	-	6	31	80.65
		3	1	KOVACEVIC Nikola	18	-	9	27	66.67
			2	BOJOVIC Dejan	1	-	-	1	
			3	BJELICA Novica	-	-	-	-	
			4	JANIC Bojan	-	-	-	-	
			5	PETKOVIC Vlado	-	-	-	-	
			9	GRBIC Nikola	-	-	-	-	
			12	GERIC Andrija	-	-	-	-	
			14	MILJKOVIC Ivan	-	-	-	-	
			15	STAROVIC Sasa	-	-	-	-	
			18	PODRASCANIN Marko	-	-	-	-	
<b>Team Totals</b>					67	1	16	84	79.76
<b>Limit</b>									
25.00 %									

<b>Legend:</b>	Average	Eff%	Efficiency	Rk	Rank	Succ %	Success %
----------------	---------	------	------------	----	------	--------	-----------