



MATCH STATISTICS

比赛技术统计 / STATISTIQUES DU MATCH

P3

Match Duration: 2h07m
Spectators: 12,000




BRA vs RUS
1 3

Team	Sets	1	2	3	4	Total
BRA	1	25	24	29	19	97
RUS	3	22	26	31	25	104
Playing Time		25m	29m	35m	29m	1h58m

First Referee: RODRIGUEZ Victor Manuel (PUR)

Second Referee: WANG Ning (CHN)

BRA - Brazil

Scoring Spikers	Rk	No	Name	Spikes	Faults	Shots	Total Attempts	Eff %	
	1	9	NASCIMENTO Andre	21	8	14	43	30.23	
	2	18	AMARAL Dante	9	4	11	24	20.83	
	3	8	ENDRES Murilo	8	4	15	27	14.81	
	4	HELLER Andre	5	1	2	8			
	11	RODRIGUES Anderson	3	2	1	6			
	13	ENDRES Gustavo	1	2	2	5			
	7	GODOY FILHO Gilberto	-	-	2	2			
	2	ELGARTEN Marcelo	-	-	1	1			
	1	REZENDE Bruno	-	-	-	-			
	6	FUCHS Samuel	-	-	-	-			
	10	SANTOS Sergio	-	-	-	-			
	14	SANTANA Rodrigo	-	-	-	-			
	Limit	15.00 %							
	Team Totals				47	21	48	116	22.41
Scoring Blockers	Rk	No	Name	Kill Blocks	Faults	Rebounds	Total Attempts	Avg by Set	
	1	13	ENDRES Gustavo	5	3	7	15	1.25	
	2	4	HELLER Andre	4	4	4	12	1.00	
	3	8	ENDRES Murilo	3	6	7	16	0.75	
	4	9	NASCIMENTO Andre	2	3	2	7	0.50	
	5	18	AMARAL Dante	1	6	4	11	0.25	
	6	2	ELGARTEN Marcelo	-	-	4	4	0.00	
	6	11	RODRIGUES Anderson	-	1	-	1	0.00	
	1	REZENDE Bruno	-	-	-	-			
	6	FUCHS Samuel	-	-	-	-			
	7	GODOY FILHO Gilberto	-	-	-	-			
	10	SANTOS Sergio	-	-	-	-			
	14	SANTANA Rodrigo	-	-	-	-			
	Team Totals				15	23	28	66	3.75
	Scoring Servers	Rk	No	Name	Aces	Faults	Serve Hits	Total Attempts	Avg by Set
	1	9	NASCIMENTO Andre	3	6	8	17	0.75	
	2	13	ENDRES Gustavo	2	4	11	17	0.50	
	3	4	HELLER Andre	1	1	9	11	0.25	
	4	18	AMARAL Dante	-	3	16	19	0.00	
	4	2	ELGARTEN Marcelo	-	-	16	16	0.00	
	4	8	ENDRES Murilo	-	4	10	14	0.00	
	4	1	REZENDE Bruno	-	-	3	3	0.00	
	4	11	RODRIGUES Anderson	-	-	1	1	0.00	
	6	FUCHS Samuel	-	-	-	-			
	7	GODOY FILHO Gilberto	-	-	-	-			
	10	SANTOS Sergio	-	-	-	-			
	14	SANTANA Rodrigo	-	-	-	-			
	Team Totals				6	18	74	98	1.50
	Team	Opponent Errors & Team Faults			29	22			



MATCH STATISTICS

比赛技术统计 / STATISTIQUES DU MATCH

P3

Match Duration: 2h07m
Spectators: 12,000




BRA vs RUS
1 3

Team	Sets	1	2	3	4	Total
BRA	1	25	24	29	19	97
RUS	3	22	26	31	25	104
Playing Time		25m	29m	35m	29m	1h58m

First Referee: RODRIGUEZ Victor Manuel (PUR)

Second Referee: WANG Ning (CHN)

BRA - Brazil

Non-scoring Diggers		Rk	No	Name	Digs	Faults	Receptions	Total Attempts	Avg by Set
	1	10	SANTOS Sergio	12	6	3	21	3.00	
	2	8	ENDRES Murilo	10	2	1	13	2.50	
	3	18	AMARAL Dante	7	8	-	15	1.75	
	4	9	NASCIMENTO Andre	6	2	1	9	1.50	
	5	2	ELGARTEN Marcelo	2	-	1	3	0.50	
	5	4	HELLER Andre	2	1	-	3	0.50	
	5	1	REZENDE Bruno	2	-	-	2	0.50	
	5	13	ENDRES Gustavo	2	-	-	2	0.50	
	9	11	RODRIGUES Anderson	1	-	-	1	0.25	
		6	FUCHS Samuel	-	-	-	-	-	
		7	GODOY FILHO Gilberto	-	-	-	-	-	
		14	SANTANA Rodrigo	-	-	-	-	-	
	Team Totals				44	19	6	69	11.00
	Non-scoring Setters		Rk	No	Name	Running Sets	Faults	Still Sets	Total Attempts
	1	2	ELGARTEN Marcelo	33	1	58	92	8.25	
	2	10	SANTOS Sergio	-	-	9	9	0.00	
	2	4	HELLER Andre	-	-	4	4	0.00	
	2	9	NASCIMENTO Andre	-	-	3	3	0.00	
	2	18	AMARAL Dante	-	-	3	3	0.00	
	2	8	ENDRES Murilo	-	-	2	2	0.00	
	2	1	REZENDE Bruno	-	-	1	1	0.00	
	2	11	RODRIGUES Anderson	-	-	1	1	0.00	
		6	FUCHS Samuel	-	-	-	-	-	
		7	GODOY FILHO Gilberto	-	-	-	-	-	
		13	ENDRES Gustavo	-	-	-	-	-	
		14	SANTANA Rodrigo	-	-	-	-	-	
	Team Totals				33	1	81	115	8.25
	Non-scoring Receivers		Rk	No	Name	Excellents	Faults	Serve Receptions	Total Attempts
	1	8	ENDRES Murilo	31	-	10	41	75.61	
	2	10	SANTOS Sergio	13	-	7	20	65.00	
		18	AMARAL Dante	9	-	2	11	-	
		7	GODOY FILHO Gilberto	2	-	-	2	-	
		4	HELLER Andre	1	-	-	1	-	
		13	ENDRES Gustavo	-	-	1	1	-	
		1	REZENDE Bruno	-	-	-	-	-	
		2	ELGARTEN Marcelo	-	-	-	-	-	
		6	FUCHS Samuel	-	-	-	-	-	
		9	NASCIMENTO Andre	-	-	-	-	-	
		11	RODRIGUES Anderson	-	-	-	-	-	
		14	SANTANA Rodrigo	-	-	-	-	-	
	Team Totals				56	-	20	76	73.68
	Limit		25.00 %						

Legend:	Avg	Eff%	Rk	Succ %
	Average	Efficiency	Rank	Success %



MATCH STATISTICS

比赛技术统计 / STATISTIQUES DU MATCH

P3

Match Duration: 2h07m
Spectators: 12,000




BRA vs RUS
1 3

Team	Sets	1	2	3	4	Total
BRA	1	25	24	29	19	97
RUS	3	22	26	31	25	104
Playing Time		25m	29m	35m	29m	1h58m

First Referee: RODRIGUEZ Victor Manuel (PUR)

Second Referee: WANG Ning (CHN)

RUS - Russian Federation

Scoring Spikers	Rk	No	Name	Spikes	Faults	Shots	Total Attempts	Eff %	
	1	3	KOSAREV Alexander	11	2	9	22	40.91	
	2	17	MIKHAYLOV Maxim	16	6	17	39	25.64	
		10	BEREZHKO Yury	8	4	5	17		
		15	VOLKOV Alexander	8	4	4	16		
		8	TETYUKHIN Sergey	3	1	8	12		
		18	KULESHOV Alexey	6	-	4	10		
		2	POLTAVSKIY Semen	1	2	5	8		
		6	GRANKIN Sergey	1	-	1	2		
		1	KORNEEV Alexander	-	-	-	-		
		9	KHAMUTTSKIKH Vadim	-	-	-	-		
		13	OSTAPENKO Alexey	-	-	-	-		
		16	VERBOV Alexey	-	-	-	-		
	Limit	15.00 %							
	Team Totals				54	19	53	126	27.78
	Scoring Blockers	Rk	No	Name	Kill Blocks	Faults	Rebounds	Total Attempts	Avg by Set
		1	18	KULESHOV Alexey	4	1	10	15	1.00
2		15	VOLKOV Alexander	3	4	7	14	0.75	
2		10	BEREZHKO Yury	3	2	3	8	0.75	
4		17	MIKHAYLOV Maxim	2	3	3	8	0.50	
5		3	KOSAREV Alexander	1	5	3	9	0.25	
6		2	POLTAVSKIY Semen	-	1	2	3	0.00	
6		6	GRANKIN Sergey	-	1	2	3	0.00	
6		8	TETYUKHIN Sergey	-	2	1	3	0.00	
		1	KORNEEV Alexander	-	-	-	-		
		9	KHAMUTTSKIKH Vadim	-	-	-	-		
		13	OSTAPENKO Alexey	-	-	-	-		
		16	VERBOV Alexey	-	-	-	-		
Team Totals					13	19	31	63	3.25
Scoring Servers		Rk	No	Name	Aces	Faults	Serve Hits	Total Attempts	Avg by Set
		1	3	KOSAREV Alexander	1	3	18	22	0.25
		1	15	VOLKOV Alexander	1	4	11	16	0.25
	1	17	MIKHAYLOV Maxim	1	6	5	12	0.25	
	4	6	GRANKIN Sergey	-	2	13	15	0.00	
	4	18	KULESHOV Alexey	-	1	12	13	0.00	
	4	8	TETYUKHIN Sergey	-	3	6	9	0.00	
	4	10	BEREZHKO Yury	-	1	5	6	0.00	
	4	2	POLTAVSKIY Semen	-	2	4	6	0.00	
	4	13	OSTAPENKO Alexey	-	1	2	3	0.00	
		1	KORNEEV Alexander	-	-	-	-		
		9	KHAMUTTSKIKH Vadim	-	-	-	-		
		16	VERBOV Alexey	-	-	-	-		
	Team Totals				3	23	76	102	0.75
	Team	Opponent Errors & Team Faults			34	21			



MATCH STATISTICS

比赛技术统计 / STATISTIQUES DU MATCH

P3

Match Duration: 2h07m
Spectators: 12,000




BRA vs RUS
1 3

Team	Sets	1	2	3	4	Total
BRA	1	25	24	29	19	97
RUS	3	22	26	31	25	104
Playing Time		25m	29m	35m	29m	1h58m

First Referee: RODRIGUEZ Victor Manuel (PUR)

Second Referee: WANG Ning (CHN)

RUS - Russian Federation

Non-scoring Diggers	Rk	No	Name	Digs	Faults	Receptions	Total Attempts	Avg by Set	
	1	16	VERBOV Alexey	18	5	2	25	4.50	
	2	3	KOSAREV Alexander	6	-	-	6	1.50	
	3	6	GRANKIN Sergey	5	1	4	10	1.25	
	4	17	MIKHAYLOV Maxim	4	-	1	5	1.00	
	4	10	BEREZHKO Yury	4	-	-	4	1.00	
	6	15	VOLKOV Alexander	3	1	-	4	0.75	
	7	8	TETYUKHIN Sergey	2	4	-	6	0.50	
	7	18	KULESHOV Alexey	2	1	-	3	0.50	
	7	2	POLTAVSKIY Semen	2	-	-	2	0.50	
	10	9	KHAMUTTSKIKH Vadim	1	1	-	2	0.25	
	10	13	OSTAPENKO Alexey	1	-	-	1	0.25	
	1	KORNEEV Alexander	-	-	-	-	-	-	
Team Totals				48	13	7	68	12.00	
Non-scoring Setters	Rk	No	Name	Running Sets	Faults	Still Sets	Total Attempts	Avg by Set	
	1	6	GRANKIN Sergey	26	-	70	96	6.50	
	2	9	KHAMUTTSKIKH Vadim	2	-	1	3	0.50	
	3	16	VERBOV Alexey	-	-	9	9	0.00	
	3	18	KULESHOV Alexey	-	-	4	4	0.00	
	3	3	KOSAREV Alexander	-	-	2	2	0.00	
	3	8	TETYUKHIN Sergey	-	-	2	2	0.00	
	3	10	BEREZHKO Yury	-	-	2	2	0.00	
	3	15	VOLKOV Alexander	-	-	2	2	0.00	
		1	KORNEEV Alexander	-	-	-	-	-	-
		2	POLTAVSKIY Semen	-	-	-	-	-	-
		13	OSTAPENKO Alexey	-	-	-	-	-	-
	17	MIKHAYLOV Maxim	-	-	-	-	-	-	
Team Totals				28	-	92	120	7.00	
Non-scoring Receivers	Rk	No	Name	Excellents	Faults	Serve Receptions	Total Attempts	Succ %	
	1	3	KOSAREV Alexander	24	-	5	29	82.76	
	2	8	TETYUKHIN Sergey	15	-	5	20	75.00	
		16	VERBOV Alexey	13	1	2	16	-	
		10	BEREZHKO Yury	7	1	-	8	-	
		6	GRANKIN Sergey	-	-	2	2	-	
		18	KULESHOV Alexey	-	-	1	1	-	
		1	KORNEEV Alexander	-	-	-	-	-	
		2	POLTAVSKIY Semen	-	-	-	-	-	
		9	KHAMUTTSKIKH Vadim	-	-	-	-	-	
		13	OSTAPENKO Alexey	-	-	-	-	-	
		15	VOLKOV Alexander	-	-	-	-	-	
	17	MIKHAYLOV Maxim	-	-	-	-	-		
Limit									
25.00 %				59	2	15	76	77.63	
Team Totals									

Legend:							
Avg	Average	Eff%	Efficiency	Rk	Rank	Succ %	Success %