



MATCH STATISTICS

比赛技术统计 / STATISTIQUES DU MATCH

P3

Match Duration: 1h26m
Spectators: 3,200




GER vs EGY
3 vs 0

Team	Sets	1	2	3	Total
GER	3	29	25	25	79
EGY	0	27	21	21	69
Playing Time		32m	23m	25m	1h20m

First Referee: AL-NAAMA Ibrahim (QAT)

Second Referee: LIU Jiang (CHN)

GER - Germany

Scoring Spikers	Rk	No	Name	Spikes	Faults	Shots	Total Attempts	Eff %	
	1	10	SCHOPS Jochen	17	2	7	26	57.69	
	2	5	ANDRAE Bjorn	13	2	5	20	55.00	
	3	1	POPP Marcus	7	3	8	18	22.22	
		13	BERGMANN Ralph	5	-	6	11		
		9	HUBNER Stefan	2	3	2	7		
		11	DEHNE Frank	4	-	-	4		
		4	TISCHER Simon	-	-	-	-		
		7	SIEBECK Mark	-	-	-	-		
		8	BOHME Marcus	-	-	-	-		
		12	PAMPEL Christian	-	-	-	-		
		14	KROMM Robert	-	-	-	-		
		19	KROGER Thomas	-	-	-	-		
	Limit								
	15.00 %								
	Team Totals				48	10	28	86	44.19
	Scoring Blockers	Rk	No	Name	Kill Blocks	Faults	Rebounds	Total Attempts	Avg by Set
		1	13	BERGMANN Ralph	2	6	3	11	0.67
		1	9	HUBNER Stefan	2	3	3	8	0.67
		1	1	POPP Marcus	2	2	3	7	0.67
4		10	SCHOPS Jochen	1	5	-	6	0.33	
4		11	DEHNE Frank	1	-	3	4	0.33	
6		5	ANDRAE Bjorn	-	3	6	9	0.00	
		4	TISCHER Simon	-	-	-	-		
		7	SIEBECK Mark	-	-	-	-		
		8	BOHME Marcus	-	-	-	-		
		12	PAMPEL Christian	-	-	-	-		
		14	KROMM Robert	-	-	-	-		
		19	KROGER Thomas	-	-	-	-		
Team Totals				8	19	18	45	2.67	
Scoring Servers		Rk	No	Name	Aces	Faults	Serve Hits	Total Attempts	Avg by Set
		1	10	SCHOPS Jochen	1	6	5	12	0.33
		1	11	DEHNE Frank	1	3	7	11	0.33
		3	1	POPP Marcus	-	2	13	15	0.00
		3	5	ANDRAE Bjorn	-	2	12	14	0.00
		3	13	BERGMANN Ralph	-	3	8	11	0.00
	3	9	HUBNER Stefan	-	3	6	9	0.00	
	3	12	PAMPEL Christian	-	-	5	5	0.00	
	3	7	SIEBECK Mark	-	-	1	1	0.00	
		4	TISCHER Simon	-	-	-	-		
		8	BOHME Marcus	-	-	-	-		
		14	KROMM Robert	-	-	-	-		
		19	KROGER Thomas	-	-	-	-		
	Team Totals				2	19	57	78	0.67
	Team	Opponent Errors & Team Faults			21	2			



MATCH STATISTICS

比赛技术统计 / STATISTIQUES DU MATCH

P3

Match Duration: 1h26m
Spectators: 3,200




GER vs EGY
3 vs 0

Team	Sets	1	2	3	Total
GER	3	29	25	25	79
EGY	0	27	21	21	69
Playing Time		32m	23m	25m	1h20m

First Referee: AL-NAAMA Ibrahim (QAT)

Second Referee: LIU Jiang (CHN)

GER - Germany

Non-scoring Diggers	Rk	No	Name	Digs	Faults	Receptions	Total Attempts	Avg by Set	
	1	19	KROGER Thomas	9	4	2	15	3.00	
	2	5	ANDRAE Bjorn	4	2	1	7	1.33	
	2	1	POPP Marcus	4	1	1	6	1.33	
	4	10	SCHOPS Jochen	3	4	2	9	1.00	
	5	11	DEHNE Frank	2	1	2	5	0.67	
	6	13	BERGMANN Ralph	1	2	2	5	0.33	
	6	9	HUBNER Stefan	1	1	2	4	0.33	
	6	12	PAMPEL Christian	1	-	-	1	0.33	
		4	TISCHER Simon	-	-	-	-	-	
		7	SIEBECK Mark	-	-	-	-	-	
		8	BOHME Marcus	-	-	-	-	-	
		14	KROMM Robert	-	-	-	-	-	
	Team Totals				25	15	12	52	8.33
	Non-scoring Setters	Rk	No	Name	Running Sets	Faults	Still Sets	Total Attempts	Avg by Set
	1	11	DEHNE Frank	31	1	37	69	10.33	
	2	1	POPP Marcus	-	-	3	3	0.00	
	2	9	HUBNER Stefan	-	-	3	3	0.00	
	2	5	ANDRAE Bjorn	-	-	1	1	0.00	
	2	13	BERGMANN Ralph	-	-	1	1	0.00	
	2	19	KROGER Thomas	-	-	1	1	0.00	
		4	TISCHER Simon	-	-	-	-	-	
		7	SIEBECK Mark	-	-	-	-	-	
		8	BOHME Marcus	-	-	-	-	-	
		10	SCHOPS Jochen	-	-	-	-	-	
		12	PAMPEL Christian	-	-	-	-	-	
		14	KROMM Robert	-	-	-	-	-	
	Team Totals				31	1	46	78	10.33
	Non-scoring Receivers	Rk	No	Name	Excellents	Faults	Serve Receptions	Total Attempts	Succ %
	1	5	ANDRAE Bjorn	11	1	14	26	42.31	
	2	19	KROGER Thomas	7	1	13	21	33.33	
		1	POPP Marcus	5	1	8	14	-	
		9	HUBNER Stefan	-	-	1	1	-	
		13	BERGMANN Ralph	1	-	-	1	-	
		4	TISCHER Simon	-	-	-	-	-	
		7	SIEBECK Mark	-	-	-	-	-	
		8	BOHME Marcus	-	-	-	-	-	
		10	SCHOPS Jochen	-	-	-	-	-	
		11	DEHNE Frank	-	-	-	-	-	
		12	PAMPEL Christian	-	-	-	-	-	
		14	KROMM Robert	-	-	-	-	-	
	Team Totals				24	3	36	63	38.10
	Limit								
25.00 %									

Legend:	Avg	Eff%	Rk	Succ %
Average	Efficiency	Rank	Success %	Success %



MATCH STATISTICS

比赛技术统计 / STATISTIQUES DU MATCH

P3

Match Duration: 1h26m
Spectators: 3,200




GER vs EGY
3 vs 0

Team	Sets	1	2	3	Total
GER	3	29	25	25	79
EGY	0	27	21	21	69
Playing Time		32m	23m	25m	1h20m

First Referee: AL-NAAMA Ibrahim (QAT)

Second Referee: LIU Jiang (CHN)

EGY - Egypt

Scoring Spikers	Rk	No	Name	Spikes	Faults	Shots	Total Attempts	Eff %	
	1	4	ABDEL NAEIM Ahmed	20	6	8	34	41.18	
	2	8	YOUSSEF Saleh	6	4	6	16	12.50	
	3	1	AWAD Hamdy	3	5	5	13	0.00	
		16	SEIF ELNASR Mohamed	2	1	5	8		
		14	GOMAA Hossameldin	1	1	2	4		
		13	BADAWY Mohamed	-	2	2	4		
		2	AHMED Abdalla	1	-	1	2		
		5	AHMED Abdel Latif	2	-	-	2		
		3	GABAL Mohamed	1	-	-	1		
		6	ALAYDY Wael	-	-	-	-		
		7	ABOUELHASSAN Ashraf	-	-	-	-		
		17	ABD EL kader Mahmoud	-	-	-	-		
	Limit	15.00 %							
	Team Totals				36	19	29	84	20.24
	Scoring Blockers	Rk	No	Name	Kill Blocks	Faults	Rebounds	Total Attempts	Avg by Set
		1	8	YOUSSEF Saleh	2	1	3	6	0.67
		2	14	GOMAA Hossameldin	1	3	4	8	0.33
2		13	BADAWY Mohamed	1	1	-	2	0.33	
4		16	SEIF ELNASR Mohamed	-	1	4	5	0.00	
4		4	ABDEL NAEIM Ahmed	-	2	3	5	0.00	
4		2	AHMED Abdalla	-	3	1	4	0.00	
4		1	AWAD Hamdy	-	3	-	3	0.00	
4		7	ABOUELHASSAN Ashraf	-	1	1	2	0.00	
4		5	AHMED Abdel Latif	-	-	1	1	0.00	
		3	GABAL Mohamed	-	-	-	-		
		6	ALAYDY Wael	-	-	-	-		
		17	ABD EL kader Mahmoud	-	-	-	-		
Team Totals					4	15	17	36	1.33
Scoring Servers		Rk	No	Name	Aces	Faults	Serve Hits	Total Attempts	Avg by Set
		1	7	ABOUELHASSAN Ashraf	1	-	6	7	0.33
		2	16	SEIF ELNASR Mohamed	-	1	12	13	0.00
		2	4	ABDEL NAEIM Ahmed	-	1	9	10	0.00
	2	8	YOUSSEF Saleh	-	2	8	10	0.00	
	2	1	AWAD Hamdy	-	-	9	9	0.00	
	2	14	GOMAA Hossameldin	-	-	8	8	0.00	
	2	2	AHMED Abdalla	-	1	5	6	0.00	
	2	13	BADAWY Mohamed	-	1	3	4	0.00	
	2	5	AHMED Abdel Latif	-	1	2	3	0.00	
		3	GABAL Mohamed	-	-	-	-		
		6	ALAYDY Wael	-	-	-	-		
		17	ABD EL kader Mahmoud	-	-	-	-		
	Team Totals				1	7	62	70	0.33
	Team	Opponent Errors & Team Faults			28	9			



MATCH STATISTICS

比赛技术统计 / STATISTIQUES DU MATCH

P3

Match Duration: 1h26m
Spectators: 3,200




GER vs EGY
3 vs 0

Team	Sets	1	2	3	Total
GER	3	29	25	25	79
EGY	0	27	21	21	69
Playing Time		32m	23m	25m	1h20m

First Referee: AL-NAAMA Ibrahim (QAT)

Second Referee: LIU Jiang (CHN)

EGY - Egypt

Non-scoring Diggers		Rk	No	Name	Digs	Faults	Receptions	Total Attempts	Avg by Set	
	1	8	YOUSSEF Saleh	12	5	-	17	4.00		
	2	6	ALAYDY Wael	5	7	4	16	1.67		
	2	4	ABDEL NAEIM Ahmed	5	2	1	8	1.67		
	4	1	AWAD Hamdy	4	3	3	10	1.33		
	4	2	AHMED Abdalla	4	2	1	7	1.33		
	6	13	BADAWY Mohamed	2	1	-	3	0.67		
	7	7	ABOUELHASSAN Ashraf	1	-	1	2	0.33		
	8	16	SEIF ELNASR Mohamed	-	1	1	2	0.00		
	8	14	GOMAA Hossameldin	-	1	-	1	0.00		
		3	GABAL Mohamed	-	-	-	-	-		
		5	AHMED Abdel Latif	-	-	-	-	-		
		17	ABD EL kader Mahmoud	-	-	-	-	-		
	Team Totals				33	22	11	66	11.00	
	Non-scoring Setters		Rk	No	Name	Running Sets	Faults	Still Sets	Total Attempts	Avg by Set
		1	7	ABOUELHASSAN Ashraf	9	-	27	36	3.00	
		2	2	AHMED Abdalla	8	1	20	29	2.67	
		3	6	ALAYDY Wael	-	1	5	6	0.00	
3		16	SEIF ELNASR Mohamed	-	-	5	5	0.00		
3		1	AWAD Hamdy	-	-	2	2	0.00		
3		8	YOUSSEF Saleh	-	-	2	2	0.00		
3		3	GABAL Mohamed	-	-	1	1	0.00		
3		4	ABDEL NAEIM Ahmed	-	-	1	1	0.00		
		5	AHMED Abdel Latif	-	-	-	-			
		13	BADAWY Mohamed	-	-	-	-			
		14	GOMAA Hossameldin	-	-	-	-			
		17	ABD EL kader Mahmoud	-	-	-	-			
Team Totals				17	2	63	82	5.67		
Non-scoring Receivers		Rk	No	Name	Excellents	Faults	Serve Receptions	Total Attempts	Succ %	
		1	8	YOUSSEF Saleh	11	2	9	22	50.00	
		2	1	AWAD Hamdy	5	2	11	18	27.78	
			6	ALAYDY Wael	6	1	7	14		
		13	BADAWY Mohamed	-	-	4	4			
		5	AHMED Abdel Latif	-	-	1	1			
		2	AHMED Abdalla	-	-	-	-			
		3	GABAL Mohamed	-	-	-	-			
		4	ABDEL NAEIM Ahmed	-	-	-	-			
		7	ABOUELHASSAN Ashraf	-	-	-	-			
		14	GOMAA Hossameldin	-	-	-	-			
		16	SEIF ELNASR Mohamed	-	-	-	-			
		17	ABD EL kader Mahmoud	-	-	-	-			
	Team Totals				22	5	32	59	37.29	
	Limit		25.00 %							

Legend:	Avg	Eff%	Efficiency	Rk	Rank	Succ %	Success %
---------	-----	------	------------	----	------	--------	-----------