



MATCH STATISTICS

比赛技术统计 / STATISTIQUES DU MATCH

P3

Match Duration: 1h49m
Spectators: 3,200




JPN vs BUL
1 3

Team	Sets	1	2	3	4	Total
JPN	1	27	25	21	19	92
BUL	3	29	23	25	25	102
Playing Time		29m	25m	23m	23m	1h40m

First Referee: DAVIDSON Mitch (CAN)

Second Referee: RODRIGUEZ Victor Manuel (PUR)

JPN - Japan

Scoring Spikers	Rk	No	Name	Spikes	Faults	Shots	Total Attempts	Eff %	
	1	17	KOSHIKAWA Yu	14	6	8	28	28.57	
	2	7	YAMAMOTO Takahiro	13	9	8	30	13.33	
		1	SAITO Nobuharu	7	2	4	13		
		13	SHIMIZU Kunihiro	5	2	5	12		
		12	YAMAMURA Kota	4	-	4	8		
		14	FUKUZAWA Tatsuya	3	1	2	6		
		8	OGINO Masaji	2	2	1	5		
		16	ISHIJIMA Yusuke	2	-	2	4		
		5	USAMI Daisuke	-	-	-	-		
		11	MATSUMOTO Yoshihiko	-	-	-	-		
		15	TSUMAGARI Katsutoshi	-	-	-	-		
		18	TOMONAGA Kosuke	-	-	-	-		
	Limit								
	15.00 %	Team Totals			50	22	34	106	26.42
	Scoring Blockers	Rk	No	Name	Kill Blocks	Faults	Rebounds	Total Attempts	Avg by Set
		1	17	KOSHIKAWA Yu	2	4	3	9	0.50
		2	1	SAITO Nobuharu	1	2	5	8	0.25
		2	12	YAMAMURA Kota	1	2	3	6	0.25
2		7	YAMAMOTO Takahiro	1	1	3	5	0.25	
2		16	ISHIJIMA Yusuke	1	2	2	5	0.25	
2		18	TOMONAGA Kosuke	1	-	2	3	0.25	
7		8	OGINO Masaji	-	2	1	3	0.00	
7		5	USAMI Daisuke	-	-	2	2	0.00	
7		11	MATSUMOTO Yoshihiko	-	-	1	1	0.00	
7		13	SHIMIZU Kunihiro	-	-	1	1	0.00	
		14	FUKUZAWA Tatsuya	-	-	-	-		
		15	TSUMAGARI Katsutoshi	-	-	-	-		
Team Totals				7	13	23	43	1.75	
Scoring Servers		Rk	No	Name	Aces	Faults	Serve Hits	Total Attempts	Avg by Set
		1	12	YAMAMURA Kota	1	-	14	15	0.25
	1	7	YAMAMOTO Takahiro	1	4	9	14	0.25	
	3	18	TOMONAGA Kosuke	-	-	16	16	0.00	
	3	1	SAITO Nobuharu	-	1	12	13	0.00	
	3	17	KOSHIKAWA Yu	-	3	8	11	0.00	
	3	8	OGINO Masaji	-	1	5	6	0.00	
	3	14	FUKUZAWA Tatsuya	-	3	3	6	0.00	
	3	13	SHIMIZU Kunihiro	-	1	3	4	0.00	
	3	16	ISHIJIMA Yusuke	-	1	3	4	0.00	
	3	5	USAMI Daisuke	-	-	2	2	0.00	
	3	11	MATSUMOTO Yoshihiko	-	-	2	2	0.00	
		15	TSUMAGARI Katsutoshi	-	-	-	-		
	Team Totals				2	14	77	93	0.50
	Team	Opponent Errors & Team Faults			33	17			



MATCH STATISTICS

比赛技术统计 / STATISTIQUES DU MATCH

P3

Match Duration: 1h49m
Spectators: 3,200




JPN vs BUL
1 3

Team	Sets	1	2	3	4	Total
JPN	1	27	25	21	19	92
BUL	3	29	23	25	25	102
Playing Time		29m	25m	23m	23m	1h40m

First Referee: DAVIDSON Mitch (CAN)

Second Referee: RODRIGUEZ Victor Manuel (PUR)

JPN - Japan

Non-scoring Diggers	Rk	No	Name	Digs	Faults	Receptions	Total Attempts	Avg by Set	
	1	18	TOMONAGA Kosuke	8	2	-	10	2.00	
	2	15	TSUMAGARI Katsutoshi	6	4	2	12	1.50	
	2	17	KOSHIKAWA Yu	6	3	-	9	1.50	
	4	16	ISHIJIMA Yusuke	5	-	1	6	1.25	
	4	8	OGINO Masaji	5	1	-	6	1.25	
	6	14	FUKUZAWA Tatsuya	3	4	-	7	0.75	
	6	13	SHIMIZU Kunihiro	3	1	-	4	0.75	
	8	7	YAMAMOTO Takahiro	2	6	1	9	0.50	
	8	1	SAITO Nobuharu	2	2	-	4	0.50	
	10	12	YAMAMURA Kota	1	2	-	3	0.25	
	10	11	MATSUMOTO Yoshihiko	1	-	1	2	0.25	
	12	5	USAMI Daisuke	-	-	1	1	0.00	
Team Totals				42	25	6	73	10.50	
Non-scoring Setters	Rk	No	Name	Running Sets	Faults	Still Sets	Total Attempts	Avg by Set	
	1	18	TOMONAGA Kosuke	18	1	45	64	4.50	
	2	5	USAMI Daisuke	6	-	13	19	1.50	
	3	1	SAITO Nobuharu	1	1	4	6	0.25	
	4	15	TSUMAGARI Katsutoshi	-	-	6	6	0.00	
	4	16	ISHIJIMA Yusuke	-	-	3	3	0.00	
	4	17	KOSHIKAWA Yu	-	-	3	3	0.00	
	4	12	YAMAMURA Kota	-	-	2	2	0.00	
	4	13	SHIMIZU Kunihiro	-	-	2	2	0.00	
	4	7	YAMAMOTO Takahiro	-	-	1	1	0.00	
		8	OGINO Masaji	-	-	-	-		
		11	MATSUMOTO Yoshihiko	-	-	-	-		
		14	FUKUZAWA Tatsuya	-	-	-	-		
	Team Totals				25	2	79	106	6.25
	Non-scoring Receivers	Rk	No	Name	Excellents	Faults	Serve Receptions	Total Attempts	Succ %
	1	17	KOSHIKAWA Yu	9	3	14	26	34.62	
		15	TSUMAGARI Katsutoshi	7	2	8	17		
		16	ISHIJIMA Yusuke	5	-	7	12		
		8	OGINO Masaji	3	1	7	11		
		14	FUKUZAWA Tatsuya	3	2	5	10		
		12	YAMAMURA Kota	-	-	1	1		
		5	USAMI Daisuke	-	1	-	1		
		1	SAITO Nobuharu	-	-	-	-		
		7	YAMAMOTO Takahiro	-	-	-	-		
		11	MATSUMOTO Yoshihiko	-	-	-	-		
		13	SHIMIZU Kunihiro	-	-	-	-		
		18	TOMONAGA Kosuke	-	-	-	-		
Limit									
25.00 %				27	9	42	78	34.62	

Legend:	Avg	Eff%	Rk	Succ %
	Average	Efficiency	Rank	Success %



MATCH STATISTICS

比赛技术统计 / STATISTIQUES DU MATCH

P3

Match Duration: 1h49m
Spectators: 3,200




JPN vs BUL
1 3

Team	Sets	1	2	3	4	Total
JPN	1	27	25	21	19	92
BUL	3	29	23	25	25	102
Playing Time		29m	25m	23m	23m	1h40m

First Referee: DAVIDSON Mitch (CAN)

Second Referee: RODRIGUEZ Victor Manuel (PUR)

BUL - Bulgaria

Scoring Spikers	Rk	No	Name	Spikes	Faults	Shots	Total Attempts	Eff %	
	1	11	NIKOLOV Vladimir	16	3	14	33	39.39	
	2	6	KAZIYSKI Matey	12	4	11	27	29.63	
	3	4	YORDANOV Boyan	8	4	9	21	19.05	
		1	IVANOV Evgeni	5	1	3	9		
		5	GAYDARSKI Krasimir	4	1	3	8		
		3	ZHEKOV Andrey	2	1	-	3		
		2	TSVETANOV Hristo	-	-	-	-		
		13	SALPAROV Teodor	-	-	-	-		
		14	STOYKOV Kostadin	-	-	-	-		
		15	ALEKSIEV Todor	-	-	-	-		
		18	TASSEV Ivan	-	-	-	-		
	Limit	15.00 %							
	Team Totals				47	14	40	101	32.67
	Scoring Blockers	Rk	No	Name	Kill Blocks	Faults	Rebounds	Total Attempts	Avg by Set
		1	5	GAYDARSKI Krasimir	7	1	3	11	1.75
		2	3	ZHEKOV Andrey	6	8	-	14	1.50
		3	1	IVANOV Evgeni	3	2	4	9	0.75
		3	11	NIKOLOV Vladimir	3	1	-	4	0.75
5		6	KAZIYSKI Matey	2	3	3	8	0.50	
6		4	YORDANOV Boyan	1	6	5	12	0.25	
		2	TSVETANOV Hristo	-	-	-	-		
		13	SALPAROV Teodor	-	-	-	-		
		14	STOYKOV Kostadin	-	-	-	-		
		15	ALEKSIEV Todor	-	-	-	-		
		18	TASSEV Ivan	-	-	-	-		
Team Totals					22	21	15	58	5.50
Scoring Servers		Rk	No	Name	Aces	Faults	Serve Hits	Total Attempts	Avg by Set
		1	4	YORDANOV Boyan	4	7	4	15	1.00
		2	11	NIKOLOV Vladimir	2	6	14	22	0.50
		2	3	ZHEKOV Andrey	2	4	10	16	0.50
		4	6	KAZIYSKI Matey	1	3	13	17	0.25
		5	1	IVANOV Evgeni	-	2	13	15	0.00
	5	5	GAYDARSKI Krasimir	-	-	13	13	0.00	
	5	2	TSVETANOV Hristo	-	-	2	2	0.00	
	5	18	TASSEV Ivan	-	-	1	1	0.00	
		13	SALPAROV Teodor	-	-	-	-		
		14	STOYKOV Kostadin	-	-	-	-		
		15	ALEKSIEV Todor	-	-	-	-		
	Team Totals				9	22	70	101	2.25
	Team	Opponent Errors & Team Faults			24	18			



MATCH STATISTICS

比赛技术统计 / STATISTIQUES DU MATCH

P3

Match Duration: 1h49m
Spectators: 3,200




JPN vs BUL
1 3

Team	Sets	1	2	3	4	Total
JPN	1	27	25	21	19	92
BUL	3	29	23	25	25	102
Playing Time		29m	25m	23m	23m	1h40m

First Referee: DAVIDSON Mitch (CAN)

Second Referee: RODRIGUEZ Victor Manuel (PUR)

BUL - Bulgaria

Non-scoring Diggers	Rk	No	Name	Digs	Faults	Receptions	Total Attempts	Avg by Set	
	1	13	SALPAROV Teodor	10	3	-	13	2.50	
	2	3	ZHEKOV Andrey	5	2	-	7	1.25	
	3	11	NIKOLOV Vladimir	2	3	1	6	0.50	
	3	1	IVANOV Evgeni	2	3	-	5	0.50	
	5	5	GAYDARSKI Krasimir	1	1	-	2	0.25	
	6	4	YORDANOV Boyan	-	3	-	3	0.00	
	6	6	KAZIYSKI Matey	-	1	-	1	0.00	
		2	TSVETANOV Hristo	-	-	-	-	-	
		14	STOYKOV Kostadin	-	-	-	-	-	
		15	ALEKSIEV Todor	-	-	-	-	-	
		18	TASSEV Ivan	-	-	-	-	-	
	Team Totals				20	16	1	37	5.00
	Non-scoring Setters	Rk	No	Name	Running Sets	Faults	Still Sets	Total Attempts	Avg by Set
		1	3	ZHEKOV Andrey	38	-	47	85	9.50
		2	13	SALPAROV Teodor	-	-	4	4	0.00
		2	1	IVANOV Evgeni	-	-	2	2	0.00
		2	11	NIKOLOV Vladimir	-	-	2	2	0.00
		2	4	YORDANOV Boyan	-	-	1	1	0.00
2		5	GAYDARSKI Krasimir	-	-	1	1	0.00	
2		6	KAZIYSKI Matey	-	-	1	1	0.00	
		2	TSVETANOV Hristo	-	-	-	-	-	
		14	STOYKOV Kostadin	-	-	-	-	-	
		15	ALEKSIEV Todor	-	-	-	-	-	
		18	TASSEV Ivan	-	-	-	-	-	
Team Totals				38	-	58	96	9.50	
Non-scoring Receivers		Rk	No	Name	Excellents	Faults	Serve Receptions	Total Attempts	Succ %
		1	6	KAZIYSKI Matey	29	1	22	52	55.77
			13	SALPAROV Teodor	11	-	8	19	
			4	YORDANOV Boyan	1	-	6	7	
			3	ZHEKOV Andrey	-	-	1	1	
			1	IVANOV Evgeni	-	-	-	-	
		2	TSVETANOV Hristo	-	-	-	-		
		5	GAYDARSKI Krasimir	-	-	-	-		
		11	NIKOLOV Vladimir	-	-	-	-		
		14	STOYKOV Kostadin	-	-	-	-		
		15	ALEKSIEV Todor	-	-	-	-		
		18	TASSEV Ivan	-	-	-	-		
	Team Totals				41	1	37	79	51.90
	Limit								
	25.00 %								

Legend:	Avg	Eff%	Rk	Succ %
	Average	Efficiency	Rank	Success %