



MATCH STATISTICS

比赛技术统计 / STATISTIQUES DU MATCH

P3

Match Duration: 2h25m
Spectators: 3,500




RUS vs GER
3 vs 2

| Team | Sets | 1 | 2 | 3 | 4 | 5 | Total |
|--------------|------|-----|-----|-----|-----|-----|-------|
| RUS | 3 | 25 | 25 | 21 | 25 | 16 | 112 |
| GER | 2 | 27 | 21 | 25 | 23 | 14 | 110 |
| Playing Time | | 29m | 28m | 26m | 30m | 20m | 2h13m |

First Referee: DEREGNAUCOURT Patrick (FRA)

Second Referee: HOBOR Bela (HUN)

RUS - Russian Federation

| Scoring Spikers | Rk | No | Name | Spikes | Faults | Shots | Total Attempts | Eff % | |
|---|---|--|--------------------|------------------|-------------|--------|----------------|----------------|------------|
|  | 1 | 10 | BEREZHKO Yury | 10 | 3 | 5 | 18 | 38.89 | |
| | 2 | 2 | POLTAVSKIY Semen | 11 | 4 | 4 | 19 | 36.84 | |
| | 3 | 17 | MIKHAYLOV Maxim | 11 | 6 | 7 | 24 | 20.83 | |
| | | 15 | VOLKOV Alexander | 6 | 2 | 7 | 15 | | |
| | | 8 | TETYUKHIN Sergey | 4 | 3 | 7 | 14 | | |
| | | 3 | KOSAREV Alexander | 4 | 2 | 3 | 9 | | |
| | | 18 | KULESHOV Alexey | 2 | 1 | 1 | 4 | | |
| | | 6 | GRANKIN Sergey | - | - | 2 | 2 | | |
| | | 13 | OSTAPENKO Alexey | 1 | - | 1 | 2 | | |
| | | 1 | KORNEEV Alexander | - | - | - | - | | |
| | | 9 | KHAMUTTSKIKH Vadim | - | - | - | - | | |
| | | 16 | VERBOV Alexey | - | - | - | - | | |
| | Limit | | | | | | | | |
| | 15.00 % | | | | | | | | |
| | Team Totals | | | | 49 | 21 | 37 | 107 | 26.17 |
| | Scoring Blockers | Rk | No | Name | Kill Blocks | Faults | Rebounds | Total Attempts | Avg by Set |
|  | 1 | 15 | VOLKOV Alexander | 6 | 5 | 6 | 17 | 1.20 | |
| | 2 | 17 | MIKHAYLOV Maxim | 5 | 4 | 3 | 12 | 1.00 | |
| | 3 | 3 | KOSAREV Alexander | 1 | 1 | 2 | 4 | 0.20 | |
| | 3 | 10 | BEREZHKO Yury | 1 | 1 | 2 | 4 | 0.20 | |
| | 3 | 8 | TETYUKHIN Sergey | 1 | 1 | 1 | 3 | 0.20 | |
| | 6 | 6 | GRANKIN Sergey | - | 1 | 2 | 3 | 0.00 | |
| | 6 | 13 | OSTAPENKO Alexey | - | 1 | 2 | 3 | 0.00 | |
| | 6 | 18 | KULESHOV Alexey | - | 1 | 1 | 2 | 0.00 | |
| | | 1 | KORNEEV Alexander | - | - | - | - | | |
| | | 2 | POLTAVSKIY Semen | - | - | - | - | | |
| | | 9 | KHAMUTTSKIKH Vadim | - | - | - | - | | |
| | | 16 | VERBOV Alexey | - | - | - | - | | |
| | Team Totals | | | | 14 | 15 | 19 | 48 | 2.80 |
| | Scoring Servers | Rk | No | Name | Aces | Faults | Serve Hits | Total Attempts | Avg by Set |
| |  | 1 | 13 | OSTAPENKO Alexey | 4 | 4 | 5 | 13 | 0.80 |
| | | 2 | 10 | BEREZHKO Yury | 3 | 4 | 13 | 20 | 0.60 |
| 3 | | 3 | KOSAREV Alexander | 2 | 2 | 6 | 10 | 0.40 | |
| 4 | | 17 | MIKHAYLOV Maxim | 1 | 2 | 12 | 15 | 0.20 | |
| 4 | | 15 | VOLKOV Alexander | 1 | 4 | 9 | 14 | 0.20 | |
| 4 | | 2 | POLTAVSKIY Semen | 1 | 2 | 5 | 8 | 0.20 | |
| 7 | | 8 | TETYUKHIN Sergey | - | 3 | 9 | 12 | 0.00 | |
| 7 | | 6 | GRANKIN Sergey | - | 2 | 9 | 11 | 0.00 | |
| 7 | | 18 | KULESHOV Alexey | - | - | 8 | 8 | 0.00 | |
| | | 1 | KORNEEV Alexander | - | - | - | - | | |
| | | 9 | KHAMUTTSKIKH Vadim | - | - | - | - | | |
| | | 16 | VERBOV Alexey | - | - | - | - | | |
| Team Totals | | | | 12 | 23 | 76 | 111 | 2.40 | |
| Team | | Opponent Errors & Team Faults | | | 37 | 9 | | | |



MATCH STATISTICS

比赛技术统计 / STATISTIQUES DU MATCH

P3

Match Duration: 2h25m
Spectators: 3,500




RUS vs GER
3 vs 2

| Team | Sets | 1 | 2 | 3 | 4 | 5 | Total |
|--------------|------|-----|-----|-----|-----|-----|-------|
| RUS | 3 | 25 | 25 | 21 | 25 | 16 | 112 |
| GER | 2 | 27 | 21 | 25 | 23 | 14 | 110 |
| Playing Time | | 29m | 28m | 26m | 30m | 20m | 2h13m |

First Referee: DEREGNAUCOURT Patrick (FRA)

Second Referee: HOBOR Bela (HUN)

RUS - Russian Federation

| Non-scoring Diggers | Rk | No | Name | Digs | Faults | Receptions | Total Attempts | Avg by Set | |
|---|----|----|--------------------|--------------|--------|------------------|----------------|------------|---|
|  | 1 | 16 | VERBOV Alexey | 15 | 11 | 5 | 31 | 3.00 | |
| | 2 | 8 | TETYUKHIN Sergey | 6 | 1 | 1 | 8 | 1.20 | |
| | 3 | 17 | MIKHAYLOV Maxim | 4 | - | 2 | 6 | 0.80 | |
| | 4 | 10 | BEREZHKO Yury | 3 | 4 | 4 | 11 | 0.60 | |
| | 5 | 9 | KHAMUTTSKIKH Vadim | 1 | 2 | 3 | 6 | 0.20 | |
| | 5 | 2 | POLTAVSKIY Semen | 1 | 2 | 1 | 4 | 0.20 | |
| | 7 | 6 | GRANKIN Sergey | - | 4 | 3 | 7 | 0.00 | |
| | 7 | 3 | KOSAREV Alexander | - | 1 | 5 | 6 | 0.00 | |
| | 7 | 15 | VOLKOV Alexander | - | 1 | 2 | 3 | 0.00 | |
| | 7 | 13 | OSTAPENKO Alexey | - | 3 | - | 3 | 0.00 | |
| | 7 | 18 | KULESHOV Alexey | - | 1 | - | 1 | 0.00 | |
| | | 1 | KORNEEV Alexander | - | - | - | - | - | - |
| Team Totals | | | | 30 | 30 | 26 | 86 | 6.00 | |
| Non-scoring Setters | Rk | No | Name | Running Sets | Faults | Still Sets | Total Attempts | Avg by Set | |
|  | 1 | 6 | GRANKIN Sergey | 35 | 1 | 47 | 83 | 7.00 | |
| | 2 | 9 | KHAMUTTSKIKH Vadim | 3 | - | 6 | 9 | 0.60 | |
| | 3 | 16 | VERBOV Alexey | - | - | 4 | 4 | 0.00 | |
| | 3 | 2 | POLTAVSKIY Semen | - | - | 1 | 1 | 0.00 | |
| | 3 | 3 | KOSAREV Alexander | - | - | 1 | 1 | 0.00 | |
| | 3 | 8 | TETYUKHIN Sergey | - | - | 1 | 1 | 0.00 | |
| | 3 | 13 | OSTAPENKO Alexey | - | - | 1 | 1 | 0.00 | |
| | 3 | 10 | BEREZHKO Yury | - | 1 | - | 1 | 0.00 | |
| | | 1 | KORNEEV Alexander | - | - | - | - | - | - |
| | | 15 | VOLKOV Alexander | - | - | - | - | - | - |
| | | 17 | MIKHAYLOV Maxim | - | - | - | - | - | - |
| | | 18 | KULESHOV Alexey | - | - | - | - | - | - |
| Team Totals | | | | 38 | 2 | 61 | 101 | 7.60 | |
| Non-scoring Receivers | Rk | No | Name | Excellents | Faults | Serve Receptions | Total Attempts | Succ % | |
|  | 1 | 16 | VERBOV Alexey | 10 | 2 | 9 | 21 | 47.62 | |
| | 2 | 10 | BEREZHKO Yury | 7 | 3 | 18 | 28 | 25.00 | |
| | | 8 | TETYUKHIN Sergey | 2 | 1 | 14 | 17 | - | |
| | | 3 | KOSAREV Alexander | 3 | 3 | 10 | 16 | - | |
| | | 2 | POLTAVSKIY Semen | - | - | 1 | 1 | - | |
| | | 9 | KHAMUTTSKIKH Vadim | - | 1 | - | 1 | - | |
| | | 1 | KORNEEV Alexander | - | - | - | - | - | |
| | | 6 | GRANKIN Sergey | - | - | - | - | - | |
| | | 13 | OSTAPENKO Alexey | - | - | - | - | - | |
| | | 15 | VOLKOV Alexander | - | - | - | - | - | |
| | | 17 | MIKHAYLOV Maxim | - | - | - | - | - | |
| | | 18 | KULESHOV Alexey | - | - | - | - | - | |
| Limit | | | | | | | | | |
| 25.00 % | | | | 22 | 10 | 52 | 84 | 26.19 | |
| Team Totals | | | | | | | | | |

| Legend: | Avg | Eff% | Efficiency | Rk | Rank | Succ % | Success % |
|---------|-----|------|------------|----|------|--------|-----------|
|---------|-----|------|------------|----|------|--------|-----------|



MATCH STATISTICS

比赛技术统计 / STATISTIQUES DU MATCH

P3

Match Duration: 2h25m
Spectators: 3,500




RUS vs GER
3 vs 2

| Team | Sets | 1 | 2 | 3 | 4 | 5 | Total |
|--------------|------|-----|-----|-----|-----|-----|-------|
| RUS | 3 | 25 | 25 | 21 | 25 | 16 | 112 |
| GER | 2 | 27 | 21 | 25 | 23 | 14 | 110 |
| Playing Time | | 29m | 28m | 26m | 30m | 20m | 2h13m |

First Referee: DEREGNAUCOURT Patrick (FRA)

Second Referee: HOBOR Bela (HUN)

GER - Germany

| Scoring Spikers | Rk | No | Name | Spikes | Faults | Shots | Total Attempts | Eff % | |
|---|---|-------------------------------|------------------|----------------|-------------|--------|----------------|----------------|------------|
|  | 1 | 5 | ANDRAE Bjorn | 14 | 1 | 9 | 24 | 54.17 | |
| | 2 | 1 | POPP Marcus | 9 | 5 | 10 | 24 | 16.67 | |
| | 3 | 10 | SCHOPS Jochen | 15 | 11 | 10 | 36 | 11.11 | |
| | | 9 | HUBNER Stefan | 9 | 2 | 2 | 13 | | |
| | | 13 | BERGMANN Ralph | 7 | 2 | 2 | 11 | | |
| | | 11 | DEHNE Frank | 1 | - | - | 1 | | |
| | | 14 | KROMM Robert | 1 | - | - | 1 | | |
| | | 4 | TISCHER Simon | - | - | - | - | | |
| | | 7 | SIEBECK Mark | - | - | - | - | | |
| | | 8 | BOHME Marcus | - | - | - | - | | |
| | | 12 | PAMPEL Christian | - | - | - | - | | |
| | | 19 | KROGER Thomas | - | - | - | - | | |
| | Limit | 15.00 % | | | | | | | |
| | Team Totals | | | | 56 | 21 | 33 | 110 | 31.82 |
| | Scoring Blockers | Rk | No | Name | Kill Blocks | Faults | Rebounds | Total Attempts | Avg by Set |
| |  | 1 | 13 | BERGMANN Ralph | 4 | 1 | 7 | 12 | 0.80 |
| | | 2 | 11 | DEHNE Frank | 3 | 2 | 3 | 8 | 0.60 |
| | | 3 | 9 | HUBNER Stefan | 2 | 6 | 6 | 14 | 0.40 |
| | | 3 | 1 | POPP Marcus | 2 | - | 1 | 3 | 0.40 |
| 5 | | 5 | ANDRAE Bjorn | 1 | 1 | 4 | 6 | 0.20 | |
| 6 | | 10 | SCHOPS Jochen | - | 2 | 2 | 4 | 0.00 | |
| | | 4 | TISCHER Simon | - | - | - | - | | |
| | | 7 | SIEBECK Mark | - | - | - | - | | |
| | | 8 | BOHME Marcus | - | - | - | - | | |
| | | 12 | PAMPEL Christian | - | - | - | - | | |
| | | 14 | KROMM Robert | - | - | - | - | | |
| | | 19 | KROGER Thomas | - | - | - | - | | |
| Team Totals | | | | 12 | 12 | 23 | 47 | 2.40 | |
| Scoring Servers | | Rk | No | Name | Aces | Faults | Serve Hits | Total Attempts | Avg by Set |
|  | | 1 | 10 | SCHOPS Jochen | 4 | 9 | 14 | 27 | 0.80 |
| | | 2 | 11 | DEHNE Frank | 3 | 2 | 13 | 18 | 0.60 |
| | | 3 | 5 | ANDRAE Bjorn | - | 3 | 13 | 16 | 0.00 |
| | | 3 | 1 | POPP Marcus | - | 1 | 12 | 13 | 0.00 |
| | | 3 | 13 | BERGMANN Ralph | - | 5 | 8 | 13 | 0.00 |
| | 3 | 9 | HUBNER Stefan | - | 4 | 7 | 11 | 0.00 | |
| | 3 | 12 | PAMPEL Christian | - | 2 | 4 | 6 | 0.00 | |
| | 3 | 7 | SIEBECK Mark | - | 1 | 3 | 4 | 0.00 | |
| | 3 | 14 | KROMM Robert | - | - | 3 | 3 | 0.00 | |
| | | 4 | TISCHER Simon | - | - | - | - | | |
| | | 8 | BOHME Marcus | - | - | - | - | | |
| | | 19 | KROGER Thomas | - | - | - | - | | |
| | Team Totals | | | | 7 | 27 | 77 | 111 | 1.40 |
| | Team | Opponent Errors & Team Faults | | | 35 | 7 | | | |



MATCH STATISTICS

比赛技术统计 / STATISTIQUES DU MATCH

P3

Match Duration: 2h25m
Spectators: 3,500




RUS vs GER
3 vs 2

| Team | Sets | 1 | 2 | 3 | 4 | 5 | Total |
|--------------|------|-----|-----|-----|-----|-----|-------|
| RUS | 3 | 25 | 25 | 21 | 25 | 16 | 112 |
| GER | 2 | 27 | 21 | 25 | 23 | 14 | 110 |
| Playing Time | | 29m | 28m | 26m | 30m | 20m | 2h13m |

First Referee: DEREGNAUCOURT Patrick (FRA)

Second Referee: HOBOR Bela (HUN)

GER - Germany

| Non-scoring Diggers | Rk | No | Name | Digs | Faults | Receptions | Total Attempts | Avg by Set | |
|---|-----------------------|---------|------------------|------|--------------|------------|------------------|----------------|------------|
|  | 1 | 19 | KROGER Thomas | 11 | 9 | 4 | 24 | 2.20 | |
| | 2 | 5 | ANDRAE Bjorn | 9 | 2 | 4 | 15 | 1.80 | |
| | 3 | 11 | DEHNE Frank | 5 | 7 | 4 | 16 | 1.00 | |
| | 4 | 10 | SCHOPS Jochen | 4 | 9 | 4 | 17 | 0.80 | |
| | 5 | 9 | HUBNER Stefan | 3 | - | 1 | 4 | 0.60 | |
| | 6 | 1 | POPP Marcus | 2 | 6 | 3 | 11 | 0.40 | |
| | 7 | 13 | BERGMANN Ralph | 1 | 1 | - | 2 | 0.20 | |
| | 7 | 7 | SIEBECK Mark | 1 | - | - | 1 | 0.20 | |
| | | 4 | TISCHER Simon | - | - | - | - | - | |
| | | 8 | BOHME Marcus | - | - | - | - | - | |
| | | 12 | PAMPEL Christian | - | - | - | - | - | |
| | | 14 | KROMM Robert | - | - | - | - | - | |
| | Team Totals | | | | 36 | 34 | 20 | 90 | 7.20 |
| | Non-scoring Setters | Rk | No | Name | Running Sets | Faults | Still Sets | Total Attempts | Avg by Set |
|  | 1 | 11 | DEHNE Frank | 39 | - | 53 | 92 | 7.80 | |
| | 2 | 13 | BERGMANN Ralph | 1 | - | 1 | 2 | 0.20 | |
| | 3 | 1 | POPP Marcus | - | - | 5 | 5 | 0.00 | |
| | 3 | 19 | KROGER Thomas | - | - | 3 | 3 | 0.00 | |
| | 3 | 9 | HUBNER Stefan | - | - | 2 | 2 | 0.00 | |
| | 3 | 10 | SCHOPS Jochen | - | - | 2 | 2 | 0.00 | |
| | 3 | 12 | PAMPEL Christian | - | - | 1 | 1 | 0.00 | |
| | | 4 | TISCHER Simon | - | - | - | - | - | |
| | | 5 | ANDRAE Bjorn | - | - | - | - | - | |
| | | 7 | SIEBECK Mark | - | - | - | - | - | |
| | | 8 | BOHME Marcus | - | - | - | - | - | |
| | | 14 | KROMM Robert | - | - | - | - | - | |
| | Team Totals | | | | 40 | - | 67 | 107 | 8.00 |
| | Non-scoring Receivers | Rk | No | Name | Excellents | Faults | Serve Receptions | Total Attempts | Succ % |
|  | 1 | 5 | ANDRAE Bjorn | 16 | 6 | 21 | 43 | 37.21 | |
| | 2 | 19 | KROGER Thomas | 6 | 3 | 16 | 25 | 24.00 | |
| | | 1 | POPP Marcus | 5 | 1 | 9 | 15 | | |
| | | 9 | HUBNER Stefan | - | - | 1 | 1 | | |
| | | 11 | DEHNE Frank | 1 | - | - | 1 | | |
| | | 14 | KROMM Robert | - | 1 | - | 1 | | |
| | | 4 | TISCHER Simon | - | - | - | - | | |
| | | 7 | SIEBECK Mark | - | - | - | - | | |
| | | 8 | BOHME Marcus | - | - | - | - | | |
| | | 10 | SCHOPS Jochen | - | - | - | - | | |
| | | 12 | PAMPEL Christian | - | - | - | - | | |
| | | 13 | BERGMANN Ralph | - | - | - | - | | |
| | Team Totals | | | | 28 | 11 | 47 | 86 | 32.56 |
| | Limit | 25.00 % | | | | | | | |

| Legend: | Avg | Eff% | Efficiency | Rk | Rank | Succ % | Success % |
|---------|-----|------|------------|----|------|--------|-----------|
|---------|-----|------|------------|----|------|--------|-----------|