



MATCH STATISTICS

比赛技术统计 / STATISTIQUES DU MATCH

P3

Match Duration: 1h30m
Spectators: 5,700




POL vs GER
3 vs 0

Team	Sets	1	2	3	Total
POL	3	25	33	25	83
GER	0	17	31	20	68
Playing Time		24m	35m	25m	1h24m

First Referee: LODERUS Frans (NED)

Second Referee: MENGHINI Massimo (ITA)

POL - Poland

Scoring Spikers	Rk	No	Name	Spikes	Faults	Shots	Total Attempts	Eff %	
	1	13	SWIDERSKI Sebastian	10	2	4	16	50.00	
	2	2	WINIARSKI Michal	8	1	6	15	46.67	
	3	10	WLAZLY Mariusz	15	3	9	27	44.44	
		11	KADZIEWICZ Lukasz	8	-	2	10		
		4	PLINSKI Daniel	5	-	3	8		
		5	ZAGUMNY Pawel	2	-	-	2		
		3	GRUSZKA Piotr	-	-	-	-		
		8	WIKI Marcin	-	-	-	-		
		12	WOICKI Pawel	-	-	-	-		
		14	GIERCZYNSKI Krzysztof	-	-	-	-		
		16	IGNACZAK Krzysztof	-	-	-	-		
		18	MOZDZONEK Marcin	-	-	-	-		
	Limit								
	15.00 %	Team Totals			48	6	24	78	53.85
	Scoring Blockers	Rk	No	Name	Kill Blocks	Faults	Rebounds	Total Attempts	Avg by Set
		1	10	WLAZLY Mariusz	2	1	3	6	0.67
		1	11	KADZIEWICZ Lukasz	2	1	3	6	0.67
		1	5	ZAGUMNY Pawel	2	1	1	4	0.67
4		2	WINIARSKI Michal	1	4	3	8	0.33	
4		13	SWIDERSKI Sebastian	1	1	2	4	0.33	
6		4	PLINSKI Daniel	-	2	2	4	0.00	
6		18	MOZDZONEK Marcin	-	-	2	2	0.00	
		3	GRUSZKA Piotr	-	-	-	-		
		8	WIKI Marcin	-	-	-	-		
		12	WOICKI Pawel	-	-	-	-		
		14	GIERCZYNSKI Krzysztof	-	-	-	-		
		16	IGNACZAK Krzysztof	-	-	-	-		
		Team Totals			8	10	16	34	2.67
Scoring Servers		Rk	No	Name	Aces	Faults	Serve Hits	Total Attempts	Avg by Set
		1	2	WINIARSKI Michal	2	3	8	13	0.67
		1	11	KADZIEWICZ Lukasz	2	2	7	11	0.67
	3	13	SWIDERSKI Sebastian	-	2	12	14	0.00	
	3	4	PLINSKI Daniel	-	1	12	13	0.00	
	3	10	WLAZLY Mariusz	-	4	9	13	0.00	
	3	5	ZAGUMNY Pawel	-	-	12	12	0.00	
	3	8	WIKI Marcin	-	-	4	4	0.00	
	3	12	WOICKI Pawel	-	-	2	2	0.00	
		3	GRUSZKA Piotr	-	-	-	-		
		14	GIERCZYNSKI Krzysztof	-	-	-	-		
		16	IGNACZAK Krzysztof	-	-	-	-		
		18	MOZDZONEK Marcin	-	-	-	-		
		Team Totals			4	12	66	82	1.33
	Team	Opponent Errors & Team Faults			23	19			



MATCH STATISTICS

比赛技术统计 / STATISTIQUES DU MATCH

P3

Match Duration: 1h30m
Spectators: 5,700




POL vs GER
3 vs 0

Team	Sets	1	2	3	Total
POL	3	25	33	25	83
GER	0	17	31	20	68
Playing Time		24m	35m	25m	1h24m

First Referee: LODERUS Frans (NED)

Second Referee: MENGHINI Massimo (ITA)

POL - Poland

Non-scoring Diggers	Rk	No	Name	Digs	Faults	Receptions	Total Attempts	Avg by Set	
	1	16	IGNACZAK Krzysztof	8	2	-	10	2.67	
	2	10	WLAZLY Mariusz	6	2	1	9	2.00	
	3	4	PLINSKI Daniel	4	3	-	7	1.33	
	3	2	WINIARSKI Michal	4	1	-	5	1.33	
	5	13	SWIDERSKI Sebastian	3	2	-	5	1.00	
	6	5	ZAGUMNY Pawel	1	4	-	5	0.33	
	6	11	KADZIEWICZ Lukasz	1	2	-	3	0.33	
	8	8	WIKI Marcin	-	2	-	2	0.00	
	8	12	WOICKI Pawel	-	1	-	1	0.00	
		3	GRUSZKA Piotr	-	-	-	-	-	
		14	GIERCZYNSKI Krzysztof	-	-	-	-	-	
		18	MOZDZONEK Marcin	-	-	-	-	-	
	Team Totals				27	19	1	47	9.00
	Non-scoring Setters	Rk	No	Name	Running Sets	Faults	Still Sets	Total Attempts	Avg by Set
		1	5	ZAGUMNY Pawel	28	-	40	68	9.33
		2	2	WINIARSKI Michal	-	-	2	2	0.00
		2	4	PLINSKI Daniel	-	-	2	2	0.00
		2	11	KADZIEWICZ Lukasz	-	-	2	2	0.00
2		13	SWIDERSKI Sebastian	-	-	2	2	0.00	
2		10	WLAZLY Mariusz	-	-	1	1	0.00	
		3	GRUSZKA Piotr	-	-	-	-	-	
		8	WIKI Marcin	-	-	-	-	-	
		12	WOICKI Pawel	-	-	-	-	-	
		14	GIERCZYNSKI Krzysztof	-	-	-	-	-	
		16	IGNACZAK Krzysztof	-	-	-	-	-	
		18	MOZDZONEK Marcin	-	-	-	-	-	
Team Totals				28	-	49	77	9.33	
Non-scoring Receivers		Rk	No	Name	Excellents	Faults	Serve Receptions	Total Attempts	Succ %
		1	16	IGNACZAK Krzysztof	19	1	6	26	73.08
			2	WINIARSKI Michal	10	1	2	13	
			13	SWIDERSKI Sebastian	8	-	2	10	
			8	WIKI Marcin	1	-	2	3	
		11	KADZIEWICZ Lukasz	1	-	2	3		
		3	GRUSZKA Piotr	-	-	-	-		
		4	PLINSKI Daniel	-	-	-	-		
		5	ZAGUMNY Pawel	-	-	-	-		
		10	WLAZLY Mariusz	-	-	-	-		
		12	WOICKI Pawel	-	-	-	-		
		14	GIERCZYNSKI Krzysztof	-	-	-	-		
		18	MOZDZONEK Marcin	-	-	-	-		
	Team Totals				39	2	14	55	70.91
	Limit	25.00 %							

Legend:	Avg	Eff%	Efficiency	Rk	Rank	Succ %	Success %
---------	-----	------	------------	----	------	--------	-----------



MATCH STATISTICS

比赛技术统计 / STATISTIQUES DU MATCH

P3

Match Duration: 1h30m
Spectators: 5,700




POL vs GER
3 vs 0

Team	Sets	1	2	3	Total
POL	3	25	33	25	83
GER	0	17	31	20	68
Playing Time		24m	35m	25m	1h24m

First Referee: LODERUS Frans (NED)

Second Referee: MENGHINI Massimo (ITA)

GER - Germany

Scoring Spikers	Rk	No	Name	Spikes	Faults	Shots	Total Attempts	Eff %	
	1	5	ANDRAE Bjorn	4	2	7	13	15.38	
	1	10	SCHOPS Jochen	5	3	5	13	15.38	
		14	KROMM Robert	7	-	4	11		
		9	HUBNER Stefan	7	1	2	10		
		13	BERGMANN Ralph	7	-	2	9		
		12	PAMPEL Christian	5	4	-	9		
		7	SIEBECK Mark	5	1	2	8		
		1	POPP Marcus	3	3	1	7		
		4	TISCHER Simon	1	-	-	1		
		8	BOHME Marcus	-	1	-	1		
		11	DEHNE Frank	-	-	-	-		
		19	KROGER Thomas	-	-	-	-		
	Limit	15.00 %							
	Team Totals				44	15	23	82	35.37
	Scoring Blockers	Rk	No	Name	Kill Blocks	Faults	Rebounds	Total Attempts	Avg by Set
		1	9	HUBNER Stefan	4	5	4	13	1.33
		2	13	BERGMANN Ralph	1	1	2	4	0.33
		3	11	DEHNE Frank	-	-	4	4	0.00
		3	1	POPP Marcus	-	2	2	4	0.00
3		4	TISCHER Simon	-	2	1	3	0.00	
3		5	ANDRAE Bjorn	-	2	1	3	0.00	
3		8	BOHME Marcus	-	1	1	2	0.00	
3		10	SCHOPS Jochen	-	1	-	1	0.00	
3		14	KROMM Robert	-	1	-	1	0.00	
		7	SIEBECK Mark	-	-	-	-		
		12	PAMPEL Christian	-	-	-	-		
		19	KROGER Thomas	-	-	-	-		
Team Totals					5	15	15	35	1.67
Scoring Servers		Rk	No	Name	Aces	Faults	Serve Hits	Total Attempts	Avg by Set
		1	14	KROMM Robert	1	-	9	10	0.33
		1	1	POPP Marcus	1	-	7	8	0.33
		1	12	PAMPEL Christian	1	1	4	6	0.33
		4	9	HUBNER Stefan	-	2	8	10	0.00
		4	10	SCHOPS Jochen	-	3	4	7	0.00
	4	13	BERGMANN Ralph	-	-	6	6	0.00	
	4	5	ANDRAE Bjorn	-	1	4	5	0.00	
	4	11	DEHNE Frank	-	1	4	5	0.00	
	4	4	TISCHER Simon	-	2	3	5	0.00	
	4	7	SIEBECK Mark	-	2	3	5	0.00	
	4	8	BOHME Marcus	-	1	1	2	0.00	
		19	KROGER Thomas	-	-	-	-		
	Team Totals				3	13	53	69	1.00
	Team	Opponent Errors & Team Faults			16	10			



MATCH STATISTICS

比赛技术统计 / STATISTIQUES DU MATCH

P3

Match Duration: 1h30m
Spectators: 5,700




POL vs GER
3 vs 0

Team	Sets	1	2	3	Total
POL	3	25	33	25	83
GER	0	17	31	20	68
Playing Time		24m	35m	25m	1h24m

First Referee: LODERUS Frans (NED)

Second Referee: MENGHINI Massimo (ITA)

GER - Germany

Non-scoring Diggers		Rk	No	Name	Digs	Faults	Receptions	Total Attempts	Avg by Set
		1	19	KROGER Thomas	3	6	-	9	1.00
		1	10	SCHOPS Jochen	3	5	-	8	1.00
		1	4	TISCHER Simon	3	-	-	3	1.00
		4	5	ANDRAE Bjorn	2	1	2	5	0.67
		4	14	KROMM Robert	2	3	-	5	0.67
		4	1	POPP Marcus	2	1	-	3	0.67
		4	9	HUBNER Stefan	2	1	-	3	0.67
		8	11	DEHNE Frank	1	3	-	4	0.33
		9	13	BERGMANN Ralph	-	2	1	3	0.00
		9	12	PAMPEL Christian	-	2	-	2	0.00
		9	8	BOHME Marcus	-	1	-	1	0.00
		7		SIEBECK Mark	-	-	-	-	-
	Team Totals					18	25	3	46
Non-scoring Setters		Rk	No	Name	Running Sets	Faults	Still Sets	Total Attempts	Avg by Set
		1	4	TISCHER Simon	14	1	15	30	4.67
		2	11	DEHNE Frank	11	-	30	41	3.67
		3	10	SCHOPS Jochen	1	1	2	4	0.33
		4	9	HUBNER Stefan	-	-	3	3	0.00
		4	7	SIEBECK Mark	-	-	2	2	0.00
		4	13	BERGMANN Ralph	-	-	1	1	0.00
			1	POPP Marcus	-	-	-	-	-
			5	ANDRAE Bjorn	-	-	-	-	-
			8	BOHME Marcus	-	-	-	-	-
			12	PAMPEL Christian	-	-	-	-	-
		14	KROMM Robert	-	-	-	-	-	
		19	KROGER Thomas	-	-	-	-	-	
Team Totals					26	2	53	81	8.67
Non-scoring Receivers		Rk	No	Name	Excellents	Faults	Serve Receptions	Total Attempts	Succ %
		1	7	SIEBECK Mark	15	1	3	19	78.95
			5	ANDRAE Bjorn	11	-	4	15	
			1	POPP Marcus	9	1	5	15	
			19	KROGER Thomas	9	-	1	10	
			14	KROMM Robert	6	-	3	9	
			8	BOHME Marcus	-	1	-	1	
			4	TISCHER Simon	-	-	-	-	
			9	HUBNER Stefan	-	-	-	-	
			10	SCHOPS Jochen	-	-	-	-	
			11	DEHNE Frank	-	-	-	-	
			12	PAMPEL Christian	-	-	-	-	
			13	BERGMANN Ralph	-	-	-	-	
	Team Totals					50	3	16	69
Limit		25.00 %							

Legend:	Avg	Eff%	Efficiency	Rk	Rank	Succ %	Success %
---------	-----	------	------------	----	------	--------	-----------