



MATCH STATISTICS

比赛技术统计 / STATISTIQUES DU MATCH

CORRECTED

P3

Match Duration: 1h50m
Spectators: 11,000




BUL vs CHN
3 vs 1

Team	Sets	1	2	3	4	Total
BUL	3	25	25	26	25	101
CHN	1	20	21	28	19	88
Playing Time		21m	26m	30m	24m	1h41m

First Referee: FRANCISCO de SOUZA Laert (BRA)

Second Referee: DAVIDSON Mitch (CAN)

BUL - Bulgaria

Scoring Spikers	Rk	No	Name	Spikes	Faults	Shots	Total Attempts	Eff %	
	1	11	NIKOLOV Vladimir	22	7	13	42	35.71	
	2	6	KAZIYSKI Matey	15	4	13	32	34.38	
	3	14	STOYKOV Kostadin	7	2	11	20	25.00	
	1	IVANOV Evgeni	8	1	1	10			
	2	TSVETANOV Hristo	3	-	4	7			
	5	GAYDARSKI Krasimir	3	-	-	3			
	3	ZHEKOV Andrey	1	-	-	1			
	4	YORDANOV Boyan	-	-	-	-			
	13	SALPAROV Teodor	-	-	-	-			
	15	ALEKSIEV Todor	-	-	-	-			
	18	TASSEV Ivan	-	-	-	-			
	Team Totals				59	14	42	115	39.13
	Scoring Blockers	Rk	No	Name	Kill Blocks	Faults	Rebounds	Total Attempts	Avg by Set
		1	1	IVANOV Evgeni	4	8	9	21	1.00
		2	6	KAZIYSKI Matey	3	2	2	7	0.75
		2	14	STOYKOV Kostadin	3	3	-	6	0.75
		4	3	ZHEKOV Andrey	1	2	7	10	0.25
		4	2	TSVETANOV Hristo	1	1	5	7	0.25
6		11	NIKOLOV Vladimir	-	1	3	4	0.00	
6		5	GAYDARSKI Krasimir	-	1	1	2	0.00	
4		YORDANOV Boyan	-	-	-	-			
13		SALPAROV Teodor	-	-	-	-			
15		ALEKSIEV Todor	-	-	-	-			
18		TASSEV Ivan	-	-	-	-			
Team Totals					12	18	27	57	3.00
Scoring Servers		Rk	No	Name	Aces	Faults	Serve Hits	Total Attempts	Avg by Set
		1	3	ZHEKOV Andrey	-	5	14	19	0.00
		1	6	KAZIYSKI Matey	-	5	12	17	0.00
		1	11	NIKOLOV Vladimir	-	3	13	16	0.00
		1	1	IVANOV Evgeni	-	1	14	15	0.00
		1	14	STOYKOV Kostadin	-	3	11	14	0.00
	1	2	TSVETANOV Hristo	-	-	13	13	0.00	
	1	5	GAYDARSKI Krasimir	-	1	5	6	0.00	
	4	YORDANOV Boyan	-	-	-	-			
	13	SALPAROV Teodor	-	-	-	-			
	15	ALEKSIEV Todor	-	-	-	-			
	18	TASSEV Ivan	-	-	-	-			
	Team Totals				-	18	82	100	0.00
	Team	Opponent Errors & Team Faults			30	9			

The match duration in the first report was incorrect.



MATCH STATISTICS

比赛技术统计 / STATISTIQUES DU MATCH

CORRECTED

P3

Match Duration: 1h50m
Spectators: 11,000




BUL vs CHN
3 vs 1

Team	Sets	1	2	3	4	Total
BUL	3	25	25	26	25	101
CHN	1	20	21	28	19	88
Playing Time		21m	26m	30m	24m	1h41m

First Referee: FRANCISCO de SOUZA Laert (BRA)

Second Referee: DAVIDSON Mitch (CAN)

BUL - Bulgaria

Non-scoring Diggers		Rk	No	Name	Digs	Faults	Receptions	Total Attempts	Avg by Set
	1	13	SALPAROV Teodor	13	5	1	19	3.25	
	2	3	ZHEKOV Andrey	11	5	2	18	2.75	
	3	14	STOYKOV Kostadin	7	6	-	13	1.75	
	4	11	NIKOLOV Vladimir	5	6	2	13	1.25	
	5	6	KAZIYSKI Matey	2	3	1	6	0.50	
	6	1	IVANOV Evgeni	1	1	-	2	0.25	
	6	2	TSVETANOV Hristo	1	-	-	1	0.25	
	8	5	GAYDARSKI Krasimir	-	1	-	1	0.00	
	4	YORDANOV Boyan	-	-	-	-	-		
	15	ALEKSIEV Todor	-	-	-	-	-		
	18	TASSEV Ivan	-	-	-	-	-		
Team Totals				40	27	6	73	10.00	
Non-scoring Setters		Rk	No	Name	Running Sets	Faults	Still Sets	Total Attempts	Avg by Set
	1	3	ZHEKOV Andrey	32	-	60	92	8.00	
	2	13	SALPAROV Teodor	1	-	2	3	0.25	
	3	1	IVANOV Evgeni	-	-	5	5	0.00	
	3	11	NIKOLOV Vladimir	-	-	3	3	0.00	
	3	2	TSVETANOV Hristo	-	-	2	2	0.00	
	3	6	KAZIYSKI Matey	-	-	2	2	0.00	
	3	14	STOYKOV Kostadin	-	-	1	1	0.00	
		4	YORDANOV Boyan	-	-	-	-		
	5	GAYDARSKI Krasimir	-	-	-	-			
	15	ALEKSIEV Todor	-	-	-	-			
	18	TASSEV Ivan	-	-	-	-			
Team Totals				33	-	75	108	8.25	
Non-scoring Receivers		Rk	No	Name	Excellents	Faults	Serve Receptions	Total Attempts	Succ %
	1	6	KAZIYSKI Matey	26	2	17	45	57.78	
		13	SALPAROV Teodor	8	-	9	17		
		14	STOYKOV Kostadin	8	-	4	12		
		5	GAYDARSKI Krasimir	-	-	1	1		
		1	IVANOV Evgeni	-	-	-	-		
		2	TSVETANOV Hristo	-	-	-	-		
		3	ZHEKOV Andrey	-	-	-	-		
		4	YORDANOV Boyan	-	-	-	-		
	11	NIKOLOV Vladimir	-	-	-	-			
	15	ALEKSIEV Todor	-	-	-	-			
	18	TASSEV Ivan	-	-	-	-			
Team Totals				42	2	31	75	56.00	
Limit									
25.00 %									

Legend:	Avg	Average	Eff%	Efficiency	Rk	Rank	Succ %	Success %
---------	-----	---------	------	------------	----	------	--------	-----------

The match duration in the first report was incorrect.



MATCH STATISTICS

比赛技术统计 / STATISTIQUES DU MATCH

CORRECTED

P3

Match Duration: 1h50m
Spectators: 11,000




BUL vs CHN
3 vs 1

Team	Sets	1	2	3	4	Total
BUL	3	25	25	26	25	101
CHN	1	20	21	28	19	88
Playing Time		21m	26m	30m	24m	1h41m

First Referee: FRANCISCO de SOUZA Laert (BRA)

Second Referee: DAVIDSON Mitch (CAN)

CHN - China

Scoring Spikers	Rk	No	Name	Spikes	Faults	Shots	Total Attempts	Eff %	
	1	4	YUAN Zhi	22	8	18	48	29.17	
	2	12	SHEN Qiong	7	4	9	20	15.00	
	3	8	CUI Jianjun	12	10	8	30	6.67	
		1	BIAN Hongmin	4	2	5	11		
		9	JIAO Shuai	3	-	1	4		
		11	YU Dawei	1	-	2	3		
		5	GUO Peng	1	-	1	2		
		6	SHI Hairong	1	-	1	2		
		14	JIANG Fudong	-	-	-	-		
		16	REN Qi	-	-	-	-		
		17	SUI Shengsheng	-	-	-	-		
		18	FANG Yingchao	-	-	-	-		
	Limit	15.00 %							
	Team Totals				51	24	45	120	22.50
	Scoring Blockers	Rk	No	Name	Kill Blocks	Faults	Rebounds	Total Attempts	Avg by Set
		1	1	BIAN Hongmin	3	5	3	11	0.75
		2	11	YU Dawei	2	-	2	4	0.50
		3	12	SHEN Qiong	1	5	1	7	0.25
3		8	CUI Jianjun	1	1	4	6	0.25	
5		9	JIAO Shuai	-	1	6	7	0.00	
5		5	GUO Peng	-	3	3	6	0.00	
5		4	YUAN Zhi	-	1	3	4	0.00	
5		18	FANG Yingchao	-	-	1	1	0.00	
5		6	SHI Hairong	-	1	-	1	0.00	
		14	JIANG Fudong	-	-	-	-		
		16	REN Qi	-	-	-	-		
		17	SUI Shengsheng	-	-	-	-		
Team Totals					7	17	23	47	1.75
Scoring Servers		Rk	No	Name	Aces	Faults	Serve Hits	Total Attempts	Avg by Set
		1	4	YUAN Zhi	2	2	12	16	0.50
		2	8	CUI Jianjun	1	4	7	12	0.25
		3	9	JIAO Shuai	-	1	15	16	0.00
	3	1	BIAN Hongmin	-	2	13	15	0.00	
	3	12	SHEN Qiong	-	2	8	10	0.00	
	3	5	GUO Peng	-	-	7	7	0.00	
	3	17	SUI Shengsheng	-	-	6	6	0.00	
	3	11	YU Dawei	-	2	4	6	0.00	
	3	6	SHI Hairong	-	-	1	1	0.00	
		14	JIANG Fudong	-	-	-	-		
		16	REN Qi	-	-	-	-		
		18	FANG Yingchao	-	-	-	-		
	Team Totals				3	13	73	89	0.75
	Team	Opponent Errors & Team Faults			27	15			



MATCH STATISTICS

比赛技术统计 / STATISTIQUES DU MATCH

CORRECTED

P3

Match Duration: 1h50m
Spectators: 11,000




BUL vs CHN
3 vs 1

Team	Sets	1	2	3	4	Total
BUL	3	25	25	26	25	101
CHN	1	20	21	28	19	88
Playing Time		21m	26m	30m	24m	1h41m

First Referee: FRANCISCO de SOUZA Laert (BRA)

Second Referee: DAVIDSON Mitch (CAN)

CHN - China

Non-scoring Diggers		Rk	No	Name	Digs	Faults	Receptions	Total Attempts	Avg by Set	
	1	16	REN Qi	12	6	3	21	3.00		
	2	12	SHEN Qiong	6	4	2	12	1.50		
	3	8	CUI Jianjun	5	7	-	12	1.25		
	3	4	YUAN Zhi	5	3	1	9	1.25		
	5	9	JIAO Shuai	4	6	-	10	1.00		
	6	1	BIAN Hongmin	2	1	-	3	0.50		
	6	5	GUO Peng	2	1	-	3	0.50		
	6	17	SUI Shengsheng	2	1	-	3	0.50		
	9	6	SHI Hairong	1	-	-	1	0.25		
		11	YU Dawei	-	-	-	-	-		
		14	JIANG Fudong	-	-	-	-	-		
		18	FANG Yingchao	-	-	-	-	-		
	Team Totals				39	29	6	74	9.75	
	Non-scoring Setters		Rk	No	Name	Running Sets	Faults	Still Sets	Total Attempts	Avg by Set
		1	9	JIAO Shuai	30	1	65	96	7.50	
		2	4	YUAN Zhi	-	-	5	5	0.00	
		2	12	SHEN Qiong	-	-	4	4	0.00	
		2	1	BIAN Hongmin	-	-	3	3	0.00	
2		8	CUI Jianjun	-	-	3	3	0.00		
2		16	REN Qi	-	-	3	3	0.00		
2		14	JIANG Fudong	-	1	-	1	0.00		
		5	GUO Peng	-	-	-	-	-		
		6	SHI Hairong	-	-	-	-	-		
		11	YU Dawei	-	-	-	-	-		
		17	SUI Shengsheng	-	-	-	-	-		
		18	FANG Yingchao	-	-	-	-	-		
Team Totals				30	2	83	115	7.50		
Non-scoring Receivers		Rk	No	Name	Excellents	Faults	Serve Receptions	Total Attempts	Succ %	
		1	12	SHEN Qiong	27	-	10	37	72.97	
		2	16	REN Qi	15	1	5	21	71.43	
			8	CUI Jianjun	16	-	4	20	-	
			4	YUAN Zhi	2	-	-	2	-	
		6	SHI Hairong	2	-	-	2	-		
		1	BIAN Hongmin	-	-	-	-	-		
		5	GUO Peng	-	-	-	-	-		
		9	JIAO Shuai	-	-	-	-	-		
		11	YU Dawei	-	-	-	-	-		
		14	JIANG Fudong	-	-	-	-	-		
		17	SUI Shengsheng	-	-	-	-	-		
		18	FANG Yingchao	-	-	-	-	-		
	Team Totals				62	1	19	82	75.61	
	Limit		25.00 %							

Legend:	Avg	Eff%	Rk	Succ %
	Average	Efficiency	Rank	Success %

The match duration in the first report was incorrect.