



MATCH STATISTICS

比赛技术统计 / STATISTIQUES DU MATCH

P3

Match Duration: 2h17m
Spectators: 11,000




USA vs VEN
3 2

Team	Sets	1	2	3	4	5	Total
USA	3	25	25	22	21	15	108
VEN	2	18	18	25	25	10	96
Playing Time		25m	26m	30m	28m	16m	2h05m

First Referee: TUFEKCHIEV Konstantin (BUL)

Second Referee: SOKULLU Umit (TUR)

USA - United States

Scoring Spikers	Rk	No	Name	Spikes	Faults	Shots	Total Attempts	Eff %	
	1	13	STANLEY Clayton	21	6	6	33	45.45	
	2	8	PRIDDY William	12	4	7	23	34.78	
	3	10	SALMON Riley	6	1	12	19	26.32	
	4	LEE David	8	1	4	13			
	9	MILLAR Ryan	9	2	2	13			
	1	BALL Lloy	1	-	-	1			
	12	HOFF Thomas	-	-	1	1			
	2	ROONEY Sean	-	-	-	-			
	5	LAMBOURNE Richard	-	-	-	-			
	14	HANSEN Kevin	-	-	-	-			
	15	GARDNER Gabriel	-	-	-	-			
	18	TOUZINSKY Scott	-	-	-	-			
	Limit	15.00 %							
	Team Totals				57	14	32	103	41.75
	Scoring Blockers	Rk	No	Name	Kill Blocks	Faults	Rebounds	Total Attempts	Avg by Set
		1	4	LEE David	5	7	6	18	1.00
		2	8	PRIDDY William	3	8	4	15	0.60
		2	9	MILLAR Ryan	3	4	6	13	0.60
2		1	BALL Lloy	3	1	2	6	0.60	
5		13	STANLEY Clayton	1	2	1	4	0.20	
6		10	SALMON Riley	-	2	1	3	0.00	
6		12	HOFF Thomas	-	-	1	1	0.00	
6		14	HANSEN Kevin	-	1	-	1	0.00	
2		ROONEY Sean	-	-	-	-			
5		LAMBOURNE Richard	-	-	-	-			
15		GARDNER Gabriel	-	-	-	-			
18		TOUZINSKY Scott	-	-	-	-			
Team Totals					15	25	21	61	3.00
Scoring Servers		Rk	No	Name	Aces	Faults	Serve Hits	Total Attempts	Avg by Set
		1	8	PRIDDY William	2	4	13	19	0.40
		2	10	SALMON Riley	1	2	21	24	0.20
		2	9	MILLAR Ryan	1	2	14	17	0.20
		2	1	BALL Lloy	1	2	11	14	0.20
	2	4	LEE David	1	1	8	10	0.20	
	6	13	STANLEY Clayton	-	5	10	15	0.00	
	6	18	TOUZINSKY Scott	-	1	4	5	0.00	
	6	14	HANSEN Kevin	-	1	2	3	0.00	
	2	ROONEY Sean	-	-	-	-			
	5	LAMBOURNE Richard	-	-	-	-			
	12	HOFF Thomas	-	-	-	-			
	15	GARDNER Gabriel	-	-	-	-			
	Team Totals				6	18	83	107	1.20
	Team	Opponent Errors & Team Faults			30	15			



MATCH STATISTICS

比赛技术统计 / STATISTIQUES DU MATCH

P3

Match Duration: 2h17m
Spectators: 11,000




USA vs VEN
3 2

Team	Sets	1	2	3	4	5	Total
USA	3	25	25	22	21	15	108
VEN	2	18	18	25	25	10	96
Playing Time		25m	26m	30m	28m	16m	2h05m

First Referee: TUFEKCHIEV Konstantin (BUL)

Second Referee: SOKULLU Umit (TUR)

USA - United States

Non-scoring Diggers		Rk	No	Name	Digs	Faults	Receptions	Total Attempts	Avg by Set
	1	5	LAMBOURNE Richard	9	4	4	17	1.80	
	2	13	STANLEY Clayton	6	4	1	11	1.20	
	3	8	PRIDDY William	5	5	-	10	1.00	
	4	10	SALMON Riley	4	5	1	10	0.80	
	5	1	BALL Lloy	3	1	1	5	0.60	
	6	4	LEE David	1	1	-	2	0.20	
	6	9	MILLAR Ryan	1	1	-	2	0.20	
	6	14	HANSEN Kevin	1	-	-	1	0.20	
	9	18	TOUZINSKY Scott	-	-	1	1	0.00	
			2	ROONEY Sean	-	-	-	-	
			12	HOFF Thomas	-	-	-	-	
			15	GARDNER Gabriel	-	-	-	-	
Team Totals					30	21	8	59	6.00
Non-scoring Setters		Rk	No	Name	Running Sets	Faults	Still Sets	Total Attempts	Avg by Set
	1	1	BALL Lloy	23	-	37	60	4.60	
	2	14	HANSEN Kevin	10	-	16	26	2.00	
	3	4	LEE David	-	-	3	3	0.00	
	3	5	LAMBOURNE Richard	-	-	3	3	0.00	
	3	8	PRIDDY William	-	-	2	2	0.00	
	3	10	SALMON Riley	-	-	2	2	0.00	
	3	9	MILLAR Ryan	-	-	1	1	0.00	
	3	13	STANLEY Clayton	-	-	1	1	0.00	
				2	ROONEY Sean	-	-	-	-
			12	HOFF Thomas	-	-	-	-	
			15	GARDNER Gabriel	-	-	-	-	
			18	TOUZINSKY Scott	-	-	-	-	
Team Totals					33	-	65	98	6.60
Non-scoring Receivers		Rk	No	Name	Excellents	Faults	Serve Receptions	Total Attempts	Succ %
	1	5	LAMBOURNE Richard	33	2	3	38	86.84	
	2	10	SALMON Riley	16	-	5	21	76.19	
		8	PRIDDY William	16	-	1	17		
		13	STANLEY Clayton	-	1	-	1		
		1	BALL Lloy	-	-	-	-		
		2	ROONEY Sean	-	-	-	-		
		4	LEE David	-	-	-	-		
		9	MILLAR Ryan	-	-	-	-		
		12	HOFF Thomas	-	-	-	-		
		14	HANSEN Kevin	-	-	-	-		
		15	GARDNER Gabriel	-	-	-	-		
		18	TOUZINSKY Scott	-	-	-	-		
	Limit								
25.00 %					65	3	9	77	84.42

Legend:	Average	Eff%	Efficiency	Rk	Rank	Succ %	Success %
---------	---------	------	------------	----	------	--------	-----------



MATCH STATISTICS

比赛技术统计 / STATISTIQUES DU MATCH

P3

Match Duration: 2h17m
Spectators: 11,000




USA vs VEN
3 2

Team	Sets	1	2	3	4	5	Total
USA	3	25	25	22	21	15	108
VEN	2	18	18	25	25	10	96
Playing Time		25m	26m	30m	28m	16m	2h05m

First Referee: TUFEKCHIEV Konstantin (BUL)

Second Referee: SOKULLU Umit (TUR)

VEN - Venezuela

Scoring Spikers	Rk	No	Name	Spikes	Faults	Shots	Total Attempts	Eff %	
	1	7	DIAZ Luis	13	6	7	26	26.92	
	2	11	GOMEZ Ernardo	13	8	10	31	16.13	
		18	CEDENO Freddy	7	3	5	15		
		13	MARQUEZ Ivan	7	-	4	11		
		12	TEJEDA Carlos	4	2	4	10		
		6	LUNA Carlos	5	2	2	9		
		10	MENDEZ Ronald	2	2	2	6		
		3	ROJAS Andy	2	-	3	5		
		17	BLANCO Juan Carlos	3	-	2	5		
		5	VALERA Rodman	-	-	1	1		
		4	SILVA Joel	-	-	-	-		
		14	EREU Thomas	-	-	-	-		
	Limit	15.00 %							
	Team Totals				56	23	40	119	27.73
Scoring Blockers	Rk	No	Name	Kill Blocks	Faults	Rebounds	Total Attempts	Avg by Set	
	1	11	GOMEZ Ernardo	4	3	5	12	0.80	
	2	18	CEDENO Freddy	2	3	5	10	0.40	
	3	7	DIAZ Luis	1	3	1	5	0.20	
	4	13	MARQUEZ Ivan	-	5	4	9	0.00	
	4	12	TEJEDA Carlos	-	2	2	4	0.00	
	4	17	BLANCO Juan Carlos	-	2	1	3	0.00	
	4	10	MENDEZ Ronald	-	1	1	2	0.00	
	4	3	ROJAS Andy	-	2	-	2	0.00	
	4	5	VALERA Rodman	-	-	1	1	0.00	
	4	6	LUNA Carlos	-	-	1	1	0.00	
		4	SILVA Joel	-	-	-	-		
		14	EREU Thomas	-	-	-	-		
	Team Totals				7	21	21	49	1.40
	Scoring Servers	Rk	No	Name	Aces	Faults	Serve Hits	Total Attempts	Avg by Set
	1	12	TEJEDA Carlos	2	1	3	6	0.40	
	2	7	DIAZ Luis	1	4	18	23	0.20	
	2	6	LUNA Carlos	1	3	6	10	0.20	
	2	13	MARQUEZ Ivan	1	1	7	9	0.20	
	5	17	BLANCO Juan Carlos	-	1	13	14	0.00	
	5	18	CEDENO Freddy	-	2	8	10	0.00	
	5	5	VALERA Rodman	-	2	7	9	0.00	
	5	11	GOMEZ Ernardo	-	2	6	8	0.00	
	5	10	MENDEZ Ronald	-	1	4	5	0.00	
	5	3	ROJAS Andy	-	1	2	3	0.00	
		4	SILVA Joel	-	-	-	-		
		14	EREU Thomas	-	-	-	-		
	Team Totals				5	18	74	97	1.00
	Team	Opponent Errors & Team Faults			28	16			



MATCH STATISTICS

比赛技术统计 / STATISTIQUES DU MATCH

P3

Match Duration: 2h17m
Spectators: 11,000

USA vs VEN
3 vs 2

Team	Sets	1	2	3	4	5	Total
USA	3	25	25	22	21	15	108
VEN	2	18	18	25	25	10	96
Playing Time		25m	26m	30m	28m	16m	2h05m

First Referee: TUFEKCHIEV Konstantin (BUL)

Second Referee: SOKULLU Umit (TUR)

VEN - Venezuela

Non-scoring Diggers		Rk	No	Name	Digs	Faults	Receptions	Total Attempts	Avg by Set
		1	4	SILVA Joel	6	8	-	14	1.20
		1	11	GOMEZ Ernardo	6	4	-	10	1.20
		1	17	BLANCO Juan Carlos	6	1	1	8	1.20
		1	7	DIAZ Luis	6	2	-	8	1.20
		5	6	LUNA Carlos	5	2	-	7	1.00
		6	5	VALERA Rodman	2	3	-	5	0.40
		7	18	CEDENO Freddy	1	2	1	4	0.20
		7	3	ROJAS Andy	1	2	-	3	0.20
		7	12	TEJEDA Carlos	1	1	-	2	0.20
		7	13	MARQUEZ Ivan	1	1	-	2	0.20
			10	MENDEZ Ronald	-	-	-	-	
			14	EREU Thomas	-	-	-	-	
Team Totals					35	26	2	63	7.00
Non-scoring Setters		Rk	No	Name	Running Sets	Faults	Still Sets	Total Attempts	Avg by Set
		1	17	BLANCO Juan Carlos	22	-	48	70	4.40
		2	5	VALERA Rodman	8	-	16	24	1.60
		3	4	SILVA Joel	-	-	9	9	0.00
		3	6	LUNA Carlos	-	-	3	3	0.00
		3	7	DIAZ Luis	-	-	2	2	0.00
		3	18	CEDENO Freddy	-	-	2	2	0.00
		3	3	ROJAS Andy	-	-	1	1	0.00
		3	11	GOMEZ Ernardo	-	-	1	1	0.00
		3	13	MARQUEZ Ivan	-	-	1	1	0.00
			10	MENDEZ Ronald	-	-	-	-	
			12	TEJEDA Carlos	-	-	-	-	
			14	EREU Thomas	-	-	-	-	
Team Totals					30	-	83	113	6.00
Non-scoring Receivers		Rk	No	Name	Excellents	Faults	Serve Receptions	Total Attempts	Succ %
		1	7	DIAZ Luis	35	2	4	41	85.37
			6	LUNA Carlos	17	-	1	18	
			4	SILVA Joel	16	-	1	17	
			3	ROJAS Andy	6	2	2	10	
			17	BLANCO Juan Carlos	1	-	-	1	
			5	VALERA Rodman	-	-	-	-	
			10	MENDEZ Ronald	-	-	-	-	
			11	GOMEZ Ernardo	-	-	-	-	
			12	TEJEDA Carlos	-	-	-	-	
			13	MARQUEZ Ivan	-	-	-	-	
			14	EREU Thomas	-	-	-	-	
			18	CEDENO Freddy	-	-	-	-	
Team Totals					75	4	8	87	86.21
Limit		25.00 %							

Legend:	Avg	Average	Eff%	Efficiency	Rk	Rank	Succ %	Success %
----------------	-----	---------	------	------------	----	------	--------	-----------