

Match: 59 **Date:** 09.08.2009 **Spectators:** 100
City: Pune (Maharashtra)
Hall: Balewadi Sports Complex - Boxing Hall
Match duration: Start: 14:40 End: 16:28 Total: 1:48

| Teams | Sets | 1 | 2 | 3 | 4 | 5 | Total |
|---------------------|----------|------|------|------|------|------|-------|
| CHN | 3 | 21 | 18 | 26 | 25 | 15 | 105 |
| CAN | 2 | 25 | 25 | 24 | 22 | 8 | 104 |
| Set duration | | 0:20 | 0:19 | 0:24 | 0:23 | 0:10 | 1:36 |



CHN • China

Spike

Succ. %
Limit: 15.00%

| Rk | No | Name | Spikes | Faults | Shots | Total Attempts | Note |
|-------------------|----|--------------|--------|--------|-------|----------------|-------|
| 1 | 11 | SONG Jianwei | 15 | 3 | 10 | 28 | 53.57 |
| 2 | 18 | DAI Qingyao | 14 | 7 | 13 | 34 | 41.18 |
| 3 | 12 | JI Daoshuai | 11 | 4 | 15 | 30 | 36.67 |
| - | 1 | GENG Xin | 5 | 3 | 12 | 20 | |
| - | 3 | CHEN Longhai | 7 | - | 8 | 15 | |
| - | 2 | LI Rui | 7 | 2 | 3 | 12 | |
| - | 9 | XU Xiantao | - | 1 | 1 | 2 | |
| - | 8 | ZHANG Sulei | - | - | 1 | 1 | |
| - | 5 | YAO Baolong | - | - | - | - | |
| - | 7 | ZHANG Yichen | - | - | - | - | |
| - | 13 | SONG Yang | - | - | - | - | |
| - | 14 | TONG Jiahua | - | - | - | - | |
| Others | | | - | - | - | - | |
| Total Team | | | 59 | 20 | 63 | 142 | 41.55 |

Block

Avg. by set

| Rk | No | Name | Kill Blocks | Faults | Rebounds | Total Attempts | Note |
|-------------------|----|--------------|-------------|--------|----------|----------------|------|
| 1 | 9 | XU Xiantao | 4 | 3 | 4 | 11 | 0.80 |
| 2 | 18 | DAI Qingyao | 2 | 1 | 3 | 6 | 0.40 |
| 2 | 3 | CHEN Longhai | 2 | 5 | 7 | 14 | 0.40 |
| 2 | 11 | SONG Jianwei | 2 | 5 | 6 | 13 | 0.40 |
| 5 | 1 | GENG Xin | 1 | 2 | 8 | 11 | 0.20 |
| 5 | 2 | LI Rui | 1 | 2 | 4 | 7 | 0.20 |
| - | 5 | YAO Baolong | - | - | - | - | |
| - | 13 | SONG Yang | - | - | - | - | |
| - | 14 | TONG Jiahua | - | - | - | - | |
| - | 8 | ZHANG Sulei | - | 1 | 3 | 4 | |
| - | 12 | JI Daoshuai | - | 5 | 8 | 13 | |
| - | 7 | ZHANG Yichen | - | 1 | - | 1 | |
| Others | | | - | - | - | - | |
| Total Team | | | 12 | 25 | 43 | 80 | 2.40 |

Serve


Avg. by set

| Rk | No | Name | Aces | Faults | Serve Hits | Total Attempts | Note |
|-------------------|----|--------------|------|--------|------------|----------------|------|
| 1 | 18 | DAI Qingyao | 1 | 5 | 8 | 14 | 0.20 |
| - | 1 | GENG Xin | - | - | 12 | 12 | |
| - | 5 | YAO Baolong | - | - | - | - | |
| - | 7 | ZHANG Yichen | - | - | 2 | 2 | |
| - | 8 | ZHANG Sulei | - | - | 6 | 6 | |
| - | 13 | SONG Yang | - | - | - | - | |
| - | 14 | TONG Jiahua | - | - | - | - | |
| - | 11 | SONG Jianwei | - | 1 | 16 | 17 | |
| - | 12 | JI Daoshuai | - | 2 | 18 | 20 | |
| - | 2 | LI Rui | - | 1 | 8 | 9 | |
| - | 3 | CHEN Longhai | - | 1 | 6 | 7 | |
| - | 9 | XU Xiantao | - | 3 | 15 | 18 | |
| Others | | | - | - | - | - | |
| Total Team | | | 1 | 13 | 91 | 105 | 0.20 |

| Team | Opponent errors & Team faults | 33 | 24 | 57 |
|------|-------------------------------|----|----|----|
| | | | | |

Match: 59 **Date:** 09.08.2009 **Spectators:** 100
City: Pune (Maharashtra)
Hall: Balewadi Sports Complex - Boxing Hall
Match duration: **Start:** 14:40 **End:** 16:28 **Total:** 1:48

| Teams | Sets | 1 | 2 | 3 | 4 | 5 | Total |
|---------------------|----------|-----------|-----------|-----------|-----------|-----------|------------|
| CHN | 3 | 21 | 18 | 26 | 25 | 15 | 105 |
| CAN | 2 | 25 | 25 | 24 | 22 | 8 | 104 |
| Set duration | | 0:20 | 0:19 | 0:24 | 0:23 | 0:10 | 1:36 |



CHN • China

Dig

Avg. by set

| Rk | No | Name | Digs | Faults | Receptions | Total Attempts | Note |
|-------------------|----|--------------|-----------|-----------|------------|----------------|-------------|
| 1 | 14 | TONG Jiahua | 9 | 3 | 10 | 22 | 1.80 |
| 2 | 11 | SONG Jianwei | 8 | 5 | 6 | 19 | 1.60 |
| 3 | 18 | DAI Qingyao | 5 | 1 | 12 | 18 | 1.00 |
| 4 | 9 | XU Xiantao | 4 | - | 3 | 7 | 0.80 |
| 4 | 12 | JI Daoshuai | 4 | 2 | 5 | 11 | 0.80 |
| 6 | 1 | GENG Xin | 3 | - | 5 | 8 | 0.60 |
| 7 | 3 | CHEN Longhai | 2 | 1 | 2 | 5 | 0.40 |
| 7 | 8 | ZHANG Sulei | 2 | 3 | 1 | 6 | 0.40 |
| - | 5 | YAO Baolong | - | - | - | - | |
| - | 13 | SONG Yang | - | - | - | - | |
| - | 7 | ZHANG Yichen | - | 1 | 2 | 3 | |
| - | 2 | LI Rui | - | 2 | 2 | 4 | |
| Others | | | - | - | - | - | |
| Total Team | | | 37 | 18 | 48 | 103 | 7.40 |

Set

Avg. by set

| Rk | No | Name | Running Sets | Faults | Still Sets | Total Attempts | Note |
|-------------------|----|--------------|--------------|----------|------------|----------------|-------------|
| 1 | 9 | XU Xiantao | 34 | - | 46 | 80 | 6.80 |
| 2 | 8 | ZHANG Sulei | 8 | 1 | 25 | 34 | 1.60 |
| - | 1 | GENG Xin | - | - | 3 | 3 | |
| - | 2 | LI Rui | - | - | 2 | 2 | |
| - | 3 | CHEN Longhai | - | - | 2 | 2 | |
| - | 5 | YAO Baolong | - | - | - | - | |
| - | 7 | ZHANG Yichen | - | - | - | - | |
| - | 11 | SONG Jianwei | - | - | 2 | 2 | |
| - | 12 | JI Daoshuai | - | - | 1 | 1 | |
| - | 13 | SONG Yang | - | - | - | - | |
| - | 14 | TONG Jiahua | - | - | 2 | 2 | |
| - | 18 | DAI Qingyao | - | - | 1 | 1 | |
| Others | | | - | - | - | - | |
| Total Team | | | 42 | 1 | 84 | 127 | 8.40 |

Reception

Eff. %
Limit: 25.00%

| Rk | No | Name | Excellents | Faults | Serve Receptions | Total Attempts | Note |
|-------------------|----|--------------|------------|----------|------------------|----------------|--------------|
| 1 | 11 | SONG Jianwei | 15 | - | 10 | 25 | 60.00 |
| 2 | 12 | JI Daoshuai | 24 | 2 | 11 | 37 | 59.46 |
| - | 14 | TONG Jiahua | 11 | - | 5 | 16 | |
| - | 18 | DAI Qingyao | 4 | 1 | - | 5 | |
| - | 3 | CHEN Longhai | 1 | - | 1 | 2 | |
| - | 1 | GENG Xin | 1 | - | - | 1 | |
| - | 2 | LI Rui | - | - | - | - | |
| - | 5 | YAO Baolong | - | - | - | - | |
| - | 7 | ZHANG Yichen | - | - | - | - | |
| - | 8 | ZHANG Sulei | - | - | - | - | |
| - | 9 | XU Xiantao | - | - | - | - | |
| - | 13 | SONG Yang | - | - | - | - | |
| Others | | | - | - | - | - | |
| Total Team | | | 56 | 3 | 27 | 86 | 61.63 |



P-3 VOLLEYBALL • Match players ranking

2009 FIVB Men's Junior World Championship Finals (Places 11-12)



Match: 59 **Date:** 09.08.2009 **Spectators:** 100
City: Pune (Maharashtra)
Hall: Balewadi Sports Complex - Boxing Hall
Match duration: **Start:** 14:40 **End:** 16:28 **Total:** 1:48

| Teams | Sets | 1 | 2 | 3 | 4 | 5 | Total |
|---------------------|----------|------|------|------|------|------|-------|
| CHN | 3 | 21 | 18 | 26 | 25 | 15 | 105 |
| CAN | 2 | 25 | 25 | 24 | 22 | 8 | 104 |
| Set duration | | 0:20 | 0:19 | 0:24 | 0:23 | 0:10 | 1:36 |



CAN • Canada



Spike

Succ. %
Limit: 15.00%

| Rk | No | Name | Spikes | Faults | Shots | Total Attempts | Note |
|-------------------|----|------------------------|--------|--------|-------|----------------|-------|
| 1 | 3 | ZEEMAN Joren | 17 | 6 | 10 | 33 | 51.52 |
| 2 | 8 | PERRIN John | 16 | 8 | 20 | 44 | 36.36 |
| 3 | 4 | HOWATSON Marc | 11 | 4 | 17 | 32 | 34.38 |
| - | 6 | VIGRASS Graham | 8 | 1 | 6 | 15 | |
| - | 5 | VERHOEFF Rudy | 5 | - | 4 | 9 | |
| - | 7 | CORDONIER Joseph | 2 | - | 4 | 6 | |
| - | 1 | DeROCCO Jason | 2 | 2 | - | 4 | |
| - | 9 | BLANKENAU Jay | 1 | - | 1 | 2 | |
| - | 12 | LAPOINTE Pierre-Alexis | - | - | 1 | 1 | |
| - | 10 | LICHTY Joshua | - | - | - | - | |
| - | 11 | VOTH Christopher | - | - | - | - | |
| - | 15 | McGOVERN Ciaran | - | - | - | - | |
| Others | | | - | - | - | - | |
| Total Team | | | 62 | 21 | 63 | 146 | 42.47 |



Block

Avg. by set

| Rk | No | Name | Kill Blocks | Faults | Rebounds | Total Attempts | Note |
|-------------------|----|------------------------|-------------|--------|----------|----------------|------|
| 1 | 5 | VERHOEFF Rudy | 4 | 1 | 5 | 10 | 0.80 |
| 2 | 3 | ZEEMAN Joren | 2 | 2 | 9 | 13 | 0.40 |
| 2 | 7 | CORDONIER Joseph | 2 | 4 | 3 | 9 | 0.40 |
| 4 | 9 | BLANKENAU Jay | 1 | 1 | 8 | 10 | 0.20 |
| 4 | 6 | VIGRASS Graham | 1 | 4 | 8 | 13 | 0.20 |
| 4 | 8 | PERRIN John | 1 | 4 | 4 | 9 | 0.20 |
| 4 | 4 | HOWATSON Marc | 1 | 2 | 1 | 4 | 0.20 |
| - | 1 | DeROCCO Jason | - | - | - | - | |
| - | 10 | LICHTY Joshua | - | - | - | - | |
| - | 11 | VOTH Christopher | - | - | - | - | |
| - | 12 | LAPOINTE Pierre-Alexis | - | - | - | - | |
| - | 15 | McGOVERN Ciaran | - | - | - | - | |
| Others | | | - | - | - | - | |
| Total Team | | | 12 | 18 | 38 | 68 | 2.40 |



Serve

Avg. by set

| Rk | No | Name | Aces | Faults | Serve Hits | Total Attempts | Note |
|-------------------|----|------------------------|------|--------|------------|----------------|------|
| 1 | 8 | PERRIN John | 1 | 4 | 18 | 23 | 0.20 |
| 1 | 3 | ZEEMAN Joren | 1 | 5 | 8 | 14 | 0.20 |
| 1 | 11 | VOTH Christopher | 1 | 1 | - | 2 | 0.20 |
| - | 1 | DeROCCO Jason | - | - | 3 | 3 | |
| - | 5 | VERHOEFF Rudy | - | - | 9 | 9 | |
| - | 7 | CORDONIER Joseph | - | - | 7 | 7 | |
| - | 10 | LICHTY Joshua | - | - | - | - | |
| - | 12 | LAPOINTE Pierre-Alexis | - | - | - | - | |
| - | 15 | McGOVERN Ciaran | - | - | - | - | |
| - | 4 | HOWATSON Marc | - | 1 | 13 | 14 | |
| - | 9 | BLANKENAU Jay | - | 3 | 14 | 17 | |
| - | 6 | VIGRASS Graham | - | 3 | 12 | 15 | |
| Others | | | - | - | - | - | |
| Total Team | | | 3 | 17 | 84 | 104 | 0.60 |

| Team | Opponent errors & Team faults | 27 | 25 | 52 |
|------|-------------------------------|----|----|----|
| | | | | |



P-3 VOLLEYBALL • Match players ranking

2009 FIVB Men's Junior World Championship Finals (Places 11-12)




Match: 59 **Date:** 09.08.2009 **Spectators:** 100
City: Pune (Maharashtra)
Hall: Balewadi Sports Complex - Boxing Hall
Match duration: **Start:** 14:40 **End:** 16:28 **Total:** 1:48

| Teams | Sets | 1 | 2 | 3 | 4 | 5 | Total |
|---------------------|----------|------|------|------|------|------|-------|
| CHN | 3 | 21 | 18 | 26 | 25 | 15 | 105 |
| CAN | 2 | 25 | 25 | 24 | 22 | 8 | 104 |
| Set duration | | 0:20 | 0:19 | 0:24 | 0:23 | 0:10 | 1:36 |



CAN • Canada



Dig

Avg. by set


| Rk | No | Name | Digs | Faults | Receptions | Total Attempts | Note |
|-------------------|----|------------------------|------|--------|------------|----------------|------|
| 1 | 12 | LAPOINTE Pierre-Alexis | 13 | 2 | 5 | 20 | 2.60 |
| 2 | 8 | PERRIN John | 6 | 4 | 7 | 17 | 1.20 |
| 3 | 9 | BLANKENAU Jay | 5 | 3 | 6 | 14 | 1.00 |
| 4 | 4 | HOWATSON Marc | 3 | 3 | 5 | 11 | 0.60 |
| 5 | 7 | CORDONIER Joseph | 2 | - | 3 | 5 | 0.40 |
| 5 | 1 | DeROCCO Jason | 2 | 2 | 2 | 6 | 0.40 |
| 7 | 5 | VERHOEFF Rudy | 1 | 2 | 5 | 8 | 0.20 |
| 7 | 3 | ZEEMAN Joren | 1 | 4 | 3 | 8 | 0.20 |
| - | 10 | LICHTY Joshua | - | - | - | - | |
| - | 11 | VOTH Christopher | - | - | - | - | |
| - | 15 | McGOVERN Ciaran | - | - | - | - | |
| - | 6 | VIGRASS Graham | - | 3 | 3 | 6 | |
| Others | | | - | - | - | - | |
| Total Team | | | 33 | 23 | 39 | 95 | 6.60 |



Set

Avg. by set

| Rk | No | Name | Running Sets | Faults | Still Sets | Total Attempts | Note |
|-------------------|----|------------------------|--------------|--------|------------|----------------|------|
| 1 | 9 | BLANKENAU Jay | 47 | - | 66 | 113 | 9.40 |
| 2 | 12 | LAPOINTE Pierre-Alexis | 1 | - | 3 | 4 | 0.20 |
| - | 1 | DeROCCO Jason | - | - | 1 | 1 | |
| - | 3 | ZEEMAN Joren | - | - | 2 | 2 | |
| - | 4 | HOWATSON Marc | - | - | 4 | 4 | |
| - | 5 | VERHOEFF Rudy | - | - | 2 | 2 | |
| - | 6 | VIGRASS Graham | - | - | 1 | 1 | |
| - | 7 | CORDONIER Joseph | - | - | 1 | 1 | |
| - | 8 | PERRIN John | - | - | 5 | 5 | |
| - | 10 | LICHTY Joshua | - | - | - | - | |
| - | 11 | VOTH Christopher | - | - | - | - | |
| - | 15 | McGOVERN Ciaran | - | - | - | - | |
| Others | | | - | - | - | - | |
| Total Team | | | 48 | - | 85 | 133 | 9.60 |



Reception

Eff. %
Limit: 25.00%

| Rk | No | Name | Excellents | Faults | Serve Receptions | Total Attempts | Note |
|-------------------|----|------------------------|------------|--------|------------------|----------------|-------|
| 1 | 4 | HOWATSON Marc | 25 | - | 13 | 38 | 65.79 |
| 2 | 8 | PERRIN John | 14 | - | 12 | 26 | 53.85 |
| 3 | 12 | LAPOINTE Pierre-Alexis | 15 | 1 | 12 | 28 | 50.00 |
| - | 1 | DeROCCO Jason | - | - | - | - | |
| - | 3 | ZEEMAN Joren | - | - | - | - | |
| - | 5 | VERHOEFF Rudy | - | - | - | - | |
| - | 6 | VIGRASS Graham | - | - | - | - | |
| - | 7 | CORDONIER Joseph | - | - | - | - | |
| - | 9 | BLANKENAU Jay | - | - | - | - | |
| - | 10 | LICHTY Joshua | - | - | - | - | |
| - | 11 | VOTH Christopher | - | - | - | - | |
| - | 15 | McGOVERN Ciaran | - | - | - | - | |
| Others | | | - | - | - | - | |
| Total Team | | | 54 | 1 | 37 | 92 | 57.61 |