

**Match:** 50 **Date:** 08.08.2009 **Spectators:** 1'054  
**City:** Pune (Maharashtra)  
**Hall:** Balewadi Sports Complex - Badminton Hall  
**Match duration:** **Start:** 14:00 **End:** 15:10 **Total:** 1:10

Teams	Sets	1	2	3	4	5	Total
<b>RUS</b>	<b>3</b>	25	25	25			<b>75</b>
<b>USA</b>	<b>0</b>	19	18	18			<b>55</b>
<b>Set duration</b>		0:21	0:22	0:21			1:04



## RUS • Russia

**Spike**

Succ. %  
Limit: 15.00%

Rk	No	Name	Spikes	Faults	Shots	Total Attempts	Note
1	18	BURTSEV Sergey	11	3	3	17	64.71
2	10	SHCHERBININ Dmitry	6	4	3	13	46.15
3	3	KALANDADZE Levan	12	4	12	28	42.86
-	1	VOLVICH Artem	4	1	2	7	
-	2	CHERVYAKOV Sergey	2	-	2	4	
-	16	BEZRUKOV Valentin	1	-	-	1	
-	4	SEMENOV Konstantin	-	-	-	-	
-	5	MARKIN Alexander	-	-	-	-	
-	9	SHISHKIN Vladimir	-	-	-	-	
-	12	MOSKVIN Ruslan	-	-	-	-	
-	14	KOBZAR Igor	-	-	-	-	
-	15	OBMOCHAEV Alexey	-	-	-	-	
<b>Others</b>			-	-	-	-	
<b>Total Team</b>			36	12	22	70	51.43

**Block**

Avg. by set

Rk	No	Name	Kill Blocks	Faults	Rebounds	Total Attempts	Note
1	1	VOLVICH Artem	4	4	3	11	1.33
2	2	CHERVYAKOV Sergey	3	5	3	11	1.00
3	16	BEZRUKOV Valentin	2	2	2	6	0.67
3	10	SHCHERBININ Dmitry	2	3	-	5	0.67
5	3	KALANDADZE Levan	1	5	4	10	0.33
-	4	SEMENOV Konstantin	-	-	-	-	
-	5	MARKIN Alexander	-	-	-	-	
-	9	SHISHKIN Vladimir	-	-	-	-	
-	12	MOSKVIN Ruslan	-	-	-	-	
-	14	KOBZAR Igor	-	-	-	-	
-	15	OBMOCHAEV Alexey	-	-	-	-	
-	18	BURTSEV Sergey	-	-	-	-	
<b>Others</b>			-	-	-	-	
<b>Total Team</b>			12	19	12	43	4.00

**Serve**

Avg. by set

Rk	No	Name	Aces	Faults	Serve Hits	Total Attempts	Note
1	18	BURTSEV Sergey	3	1	7	11	1.00
2	2	CHERVYAKOV Sergey	1	-	6	7	0.33
2	1	VOLVICH Artem	1	2	13	16	0.33
2	3	KALANDADZE Levan	1	3	7	11	0.33
-	4	SEMENOV Konstantin	-	-	-	-	
-	5	MARKIN Alexander	-	-	-	-	
-	9	SHISHKIN Vladimir	-	-	-	-	
-	10	SHCHERBININ Dmitry	-	-	11	11	
-	12	MOSKVIN Ruslan	-	-	-	-	
-	15	OBMOCHAEV Alexey	-	-	-	-	
-	16	BEZRUKOV Valentin	-	1	14	15	
-	14	KOBZAR Igor	-	1	2	3	
<b>Others</b>			-	-	-	-	
<b>Total Team</b>			6	8	60	74	2.00

Team	Opponent errors & Team faults	21	5		26	

**Match:** 50 **Date:** 08.08.2009 **Spectators:** 1'054  
**City:** Pune (Maharashtra)  
**Hall:** Balewadi Sports Complex - Badminton Hall  
**Match duration:** **Start:** 14:00 **End:** 15:10 **Total:** 1:10

Teams	Sets	1	2	3	4	5	Total
<b>RUS</b>	<b>3</b>	25	25	25			<b>75</b>
<b>USA</b>	<b>0</b>	19	18	18			<b>55</b>
<b>Set duration</b>		0:21	0:22	0:21			1:04



### RUS • Russia

**Dig**

Avg. by set

Rk	No	Name	Digs	Faults	Receptions	Total Attempts	Note
1	15	OBMOCHAEV Alexey	4	2	9	15	1.33
2	16	BEZRUKOV Valentin	1	4	8	13	0.33
-	2	CHERVYAKOV Sergey	-	-	1	1	
-	4	SEMENOV Konstantin	-	-	-	-	
-	5	MARKIN Alexander	-	-	-	-	
-	9	SHISHKIN Vladimir	-	-	1	1	
-	12	MOSKVIN Ruslan	-	-	-	-	
-	14	KOBZAR Igor	-	-	1	1	
-	18	BURTSEV Sergey	-	-	7	7	
-	1	VOLVICH Artem	-	1	4	5	
-	3	KALANDADZE Levan	-	1	4	5	
-	10	SHCHERBININ Dmitry	-	1	3	4	
<b>Others</b>			-	-	-	-	
<b>Total Team</b>			5	9	38	52	1.67

**Set**

Avg. by set

Rk	No	Name	Running Sets	Faults	Still Sets	Total Attempts	Note
1	16	BEZRUKOV Valentin	16	-	41	57	5.33
2	2	CHERVYAKOV Sergey	1	-	-	1	0.33
-	1	VOLVICH Artem	-	-	1	1	
-	3	KALANDADZE Levan	-	-	-	-	
-	4	SEMENOV Konstantin	-	-	-	-	
-	5	MARKIN Alexander	-	-	-	-	
-	9	SHISHKIN Vladimir	-	-	1	1	
-	10	SHCHERBININ Dmitry	-	-	-	-	
-	12	MOSKVIN Ruslan	-	-	-	-	
-	14	KOBZAR Igor	-	-	-	-	
-	15	OBMOCHAEV Alexey	-	-	2	2	
-	18	BURTSEV Sergey	-	-	-	-	
<b>Others</b>			-	-	-	-	
<b>Total Team</b>			17	-	45	62	5.67


**Reception**

Eff. %  
Limit: 25.00%

Rk	No	Name	Excellents	Faults	Serve Receptions	Total Attempts	Note
1	15	OBMOCHAEV Alexey	7	-	7	14	50.00
1	18	BURTSEV Sergey	9	-	9	18	50.00
-	10	SHCHERBININ Dmitry	3	1	6	10	
-	9	SHISHKIN Vladimir	1	-	2	3	
-	1	VOLVICH Artem	1	1	-	2	
-	2	CHERVYAKOV Sergey	-	-	-	-	
-	3	KALANDADZE Levan	-	-	-	-	
-	4	SEMENOV Konstantin	-	-	-	-	
-	5	MARKIN Alexander	-	-	-	-	
-	12	MOSKVIN Ruslan	-	-	-	-	
-	14	KOBZAR Igor	-	-	-	-	
-	16	BEZRUKOV Valentin	-	-	-	-	
<b>Others</b>			-	-	-	-	
<b>Total Team</b>			21	2	24	47	40.43

**Match:** 50 **Date:** 08.08.2009 **Spectators:** 1'054  
**City:** Pune (Maharashtra)  
**Hall:** Balewadi Sports Complex - Badminton Hall  
**Match duration:** **Start:** 14:00 **End:** 15:10 **Total:** 1:10

Teams	Sets	1	2	3	4	5	Total
<b>RUS</b>	<b>3</b>	25	25	25			<b>75</b>
<b>USA</b>	<b>0</b>	19	18	18			<b>55</b>
<b>Set duration</b>		0:21	0:22	0:21			1:04



## USA • USA

**Spike**

Succ. %  
Limit: 15.00%

Rk	No	Name	Spikes	Faults	Shots	Total Attempts	Note
1	8	TROY Murphy	6	2	6	14	42.86
2	11	CIARELLI Antonio	8	5	8	21	38.10
-	6	LAWSON Bradley	4	3	3	10	
-	1	AMBERG Thomas	5	3	1	9	
-	17	SUNDER Joseph	3	3	-	6	
-	13	LAVAJA Russell	2	1	2	5	
-	18	VOGEL Nicholas	1	-	2	3	
-	4	JAYNES Tyler	1	2	-	3	
-	5	KAULIAKAMOA Jr. Joseph	-	-	1	1	
-	7	SHOJI Erik	-	-	-	-	
-	9	BOURNE Tri	-	-	-	-	
<b>Others</b>			-	-	-	-	
<b>Total Team</b>			30	19	23	72	41.67

**Block**

Avg. by set

Rk	No	Name	Kill Blocks	Faults	Rebounds	Total Attempts	Note
1	5	KAULIAKAMOA Jr. Joseph	2	2	1	5	0.67
1	11	CIARELLI Antonio	2	3	1	6	0.67
3	13	LAVAJA Russell	1	2	-	3	0.33
-	6	LAWSON Bradley	-	-	-	-	
-	7	SHOJI Erik	-	-	-	-	
-	9	BOURNE Tri	-	-	-	-	
-	18	VOGEL Nicholas	-	1	7	8	
-	1	AMBERG Thomas	-	1	2	3	
-	4	JAYNES Tyler	-	2	4	6	
-	8	TROY Murphy	-	1	2	3	
-	17	SUNDER Joseph	-	1	2	3	
<b>Others</b>			-	-	-	-	
<b>Total Team</b>			5	13	19	37	1.67

**Serve**

Avg. by set

Rk	No	Name	Aces	Faults	Serve Hits	Total Attempts	Note
1	1	AMBERG Thomas	1	1	3	5	0.33
-	4	JAYNES Tyler	-	-	9	9	
-	5	KAULIAKAMOA Jr. Joseph	-	-	10	10	
-	7	SHOJI Erik	-	-	-	-	
-	9	BOURNE Tri	-	-	-	-	
-	13	LAVAJA Russell	-	-	5	5	
-	17	SUNDER Joseph	-	-	2	2	
-	11	CIARELLI Antonio	-	1	7	8	
-	8	TROY Murphy	-	2	4	6	
-	18	VOGEL Nicholas	-	2	3	5	
-	6	LAWSON Bradley	-	3	3	6	
<b>Others</b>			-	-	-	-	
<b>Total Team</b>			1	9	46	56	0.33

Team	Opponent errors & Team faults	19	4		23	
------	-------------------------------	----	---	--	----	--



# P-3 VOLLEYBALL • Match players ranking

## 2009 FIVB Men's Junior World Championship Classification Places 5-8




**Match:** 50 **Date:** 08.08.2009 **Spectators:** 1'054  
**City:** Pune (Maharashtra)  
**Hall:** Balewadi Sports Complex - Badminton Hall  
**Match duration:** **Start:** 14:00 **End:** 15:10 **Total:** 1:10

Teams	Sets	1	2	3	4	5	Total
<b>RUS</b>	<b>3</b>	25	25	25			<b>75</b>
<b>USA</b>	<b>0</b>	19	18	18			<b>55</b>
<b>Set duration</b>		0:21	0:22	0:21			1:04



### USA • USA



**Dig**

Avg. by set


Rk	No	Name	Digs	Faults	Receptions	Total Attempts	Note
1	4	JAYNES Tyler	2	1	2	5	0.67
1	11	CIARELLI Antonio	2	3	4	9	0.67
1	6	LAWSON Bradley	2	3	1	6	0.67
1	7	SHOJI Erik	2	6	2	10	0.67
5	13	LAVAJA Russell	1	-	-	1	0.33
-	8	TROY Murphy	-	-	2	2	
-	9	BOURNE Tri	-	-	-	-	
-	17	SUNDER Joseph	-	-	-	-	
-	5	KAULIAKAMOA Jr. Joseph	-	5	10	15	
-	1	AMBERG Thomas	-	1	1	2	
-	18	VOGEL Nicholas	-	2	1	3	
<b>Others</b>			-	-	-	-	
<b>Total Team</b>			9	21	23	53	3.00



**Set**

Avg. by set

Rk	No	Name	Running Sets	Faults	Still Sets	Total Attempts	Note
1	5	KAULIAKAMOA Jr. Joseph	22	1	36	59	7.33
-	1	AMBERG Thomas	-	-	-	-	
-	4	JAYNES Tyler	-	-	-	-	
-	6	LAWSON Bradley	-	-	-	-	
-	7	SHOJI Erik	-	-	6	6	
-	8	TROY Murphy	-	-	-	-	
-	9	BOURNE Tri	-	-	-	-	
-	11	CIARELLI Antonio	-	-	1	1	
-	13	LAVAJA Russell	-	-	1	1	
-	17	SUNDER Joseph	-	-	-	-	
-	18	VOGEL Nicholas	-	-	-	-	
<b>Others</b>			-	-	-	-	
<b>Total Team</b>			22	1	44	67	7.33



**Reception**

Eff. %  
Limit: 25.00%

Rk	No	Name	Excellents	Faults	Serve Receptions	Total Attempts	Note
1	6	LAWSON Bradley	7	2	12	21	23.81
-	11	CIARELLI Antonio	8	1	7	16	
-	7	SHOJI Erik	9	2	4	15	
-	17	SUNDER Joseph	2	-	4	6	
-	9	BOURNE Tri	2	1	2	5	
-	4	JAYNES Tyler	-	-	1	1	
-	1	AMBERG Thomas	-	-	-	-	
-	8	TROY Murphy	-	-	-	-	
-	13	LAVAJA Russell	-	-	-	-	
-	5	KAULIAKAMOA Jr. Joseph	-	1	-	1	
-	18	VOGEL Nicholas	-	1	-	1	
<b>Others</b>			-	-	-	-	
<b>Total Team</b>			28	8	30	66	30.30