


Match: 38 **Date:** 05.08.2009 **Spectators:** 500
City: Pune (Maharashtra)
Hall: Balewadi Sports Complex - Badminton Hall
Match duration: **Start:** 12:00 **End:** 13:18 **Total:** 1:18

Teams	Sets	1	2	3	4	5	Total
USA	0	23	23	23			69
CUB	3	25	25	25			75
Set duration		0:24	0:25	0:23			1:12



USA • USA

Spike

Succ. %
Limit: 15.00%

Rk	No	Name	Spikes	Faults	Shots	Total Attempts	Note
1	11	CIARELLI Antonio	8	2	3	13	61.54
2	9	BOURNE Tri	9	4	7	20	45.00
3	8	TROY Murphy	8	4	9	21	38.10
-	13	LAVAJA Russell	4	2	3	9	
-	18	VOGEL Nicholas	4	-	2	6	
-	4	JAYNES Tyler	2	1	3	6	
-	6	LAWSON Bradley	1	2	1	4	
-	5	KAULIAKAMOA Jr. Joseph	1	-	1	2	
-	1	AMBERG Thomas	-	-	-	-	
-	7	SHOJI Erik	-	-	-	-	
-	17	SUNDER Joseph	-	-	-	-	
Others			-	-	-	-	
Total Team			37	15	29	81	45.68

Block

Avg. by set

Rk	No	Name	Kill Blocks	Faults	Rebounds	Total Attempts	Note
1	9	BOURNE Tri	4	-	4	8	1.33
2	11	CIARELLI Antonio	2	-	2	4	0.67
2	18	VOGEL Nicholas	2	3	2	7	0.67
4	6	LAWSON Bradley	1	-	-	1	0.33
4	5	KAULIAKAMOA Jr. Joseph	1	2	4	7	0.33
-	1	AMBERG Thomas	-	-	-	-	
-	7	SHOJI Erik	-	-	-	-	
-	8	TROY Murphy	-	-	2	2	
-	17	SUNDER Joseph	-	-	-	-	
-	13	LAVAJA Russell	-	1	3	4	
-	4	JAYNES Tyler	-	1	-	1	
Others			-	-	-	-	
Total Team			10	7	17	34	3.33

Serve


Avg. by set

Rk	No	Name	Aces	Faults	Serve Hits	Total Attempts	Note
1	11	CIARELLI Antonio	2	1	11	14	0.67
2	9	BOURNE Tri	1	2	11	14	0.33
-	1	AMBERG Thomas	-	-	-	-	
-	4	JAYNES Tyler	-	-	6	6	
-	5	KAULIAKAMOA Jr. Joseph	-	-	11	11	
-	6	LAWSON Bradley	-	-	1	1	
-	7	SHOJI Erik	-	-	-	-	
-	13	LAVAJA Russell	-	-	3	3	
-	17	SUNDER Joseph	-	-	-	-	
-	8	TROY Murphy	-	3	8	11	
-	18	VOGEL Nicholas	-	3	7	10	
Others			-	-	-	-	
Total Team			3	9	58	70	1.00

Team	Opponent errors & Team faults	19	26		45	

Match: 38 **Date:** 05.08.2009 **Spectators:** 500
City: Pune (Maharashtra)
Hall: Balewadi Sports Complex - Badminton Hall
Match duration: **Start:** 12:00 **End:** 13:18 **Total:** 1:18

Teams	Sets	1	2	3	4	5	Total
USA	0	23	23	23			69
CUB	3	25	25	25			75
Set duration		0:24	0:25	0:23			1:12



USA • USA

Dig

Avg. by set

Rk	No	Name	Digs	Faults	Receptions	Total Attempts	Note
1	7	SHOJI Erik	9	4	4	17	3.00
2	18	VOGEL Nicholas	3	1	-	4	1.00
3	8	TROY Murphy	2	-	3	5	0.67
3	11	CIARELLI Antonio	2	-	3	5	0.67
3	9	BOURNE Tri	2	2	3	7	0.67
6	5	KAULIAKAMOA Jr. Joseph	1	3	3	7	0.33
6	6	LAWSON Bradley	1	1	-	2	0.33
-	1	AMBERG Thomas	-	-	-	-	
-	4	JAYNES Tyler	-	-	-	-	
-	13	LAVAJA Russell	-	-	1	1	
-	17	SUNDER Joseph	-	-	-	-	
Others			-	-	-	-	
Total Team			20	11	17	48	6.67

Set

Avg. by set

Rk	No	Name	Running Sets	Faults	Still Sets	Total Attempts	Note
1	5	KAULIAKAMOA Jr. Joseph	31	1	37	69	10.33
2	8	TROY Murphy	1	-	2	3	0.33
-	1	AMBERG Thomas	-	-	-	-	
-	4	JAYNES Tyler	-	-	-	-	
-	6	LAWSON Bradley	-	-	-	-	
-	7	SHOJI Erik	-	-	1	1	
-	9	BOURNE Tri	-	-	-	-	
-	11	CIARELLI Antonio	-	-	-	-	
-	13	LAVAJA Russell	-	-	-	-	
-	17	SUNDER Joseph	-	-	-	-	
-	18	VOGEL Nicholas	-	-	-	-	
Others			-	-	-	-	
Total Team			32	1	40	73	10.67

Reception

Eff. %
Limit: 25.00%

Rk	No	Name	Excellents	Faults	Serve Receptions	Total Attempts	Note
1	7	SHOJI Erik	13	2	6	21	52.38
2	9	BOURNE Tri	17	2	12	31	48.39
-	11	CIARELLI Antonio	3	2	5	10	
-	6	LAWSON Bradley	-	-	2	2	
-	1	AMBERG Thomas	-	-	-	-	
-	4	JAYNES Tyler	-	-	-	-	
-	5	KAULIAKAMOA Jr. Joseph	-	-	-	-	
-	8	TROY Murphy	-	-	-	-	
-	13	LAVAJA Russell	-	-	-	-	
-	17	SUNDER Joseph	-	-	-	-	
-	18	VOGEL Nicholas	-	-	-	-	
Others			-	-	-	-	
Total Team			33	6	25	64	42.19

Match: 38 **Date:** 05.08.2009 **Spectators:** 500
City: Pune (Maharashtra)
Hall: Balewadi Sports Complex - Badminton Hall
Match duration: **Start:** 12:00 **End:** 13:18 **Total:** 1:18

Teams	Sets	1	2	3	4	5	Total
USA	0	23	23	23			69
CUB	3	25	25	25			75
Set duration		0:24	0:25	0:23			1:12



CUB • Cuba

Spike

Succ. %
Limit: 15.00%

Rk	No	Name	Spikes	Faults	Shots	Total Attempts	Note
1	1	LEON VENERO Wilfredo	18	-	10	28	64.29
2	16	HERNANDEZ RAMOS Fernando	17	7	6	30	56.67
3	9	CEPEDA ABREU Rolando	3	3	7	13	23.08
-	17	MESA SANDOBAL Isbel	3	2	2	7	
-	3	CAMEJO DURRUTHI Osmel	3	-	1	4	
-	15	MACIAS INFANTE Leandro	-	-	1	1	
-	4	DANGER MULEN Armando	-	-	-	-	
-	5	LA ROSA MARQUEZ Alberto	-	-	-	-	
-	7	ANDRADE FERNANDEZ Sandy	-	-	-	-	
-	10	MEDEROS ARIAS Yanier	-	-	-	-	
-	11	LEON GONZALEZ Juan A.	-	-	-	-	
-	13	LEYVA MARTINEZ Leonardo	-	-	-	-	
Others			-	-	-	-	
Total Team			44	12	27	83	53.01

Block

Avg. by set

Rk	No	Name	Kill Blocks	Faults	Rebounds	Total Attempts	Note
1	17	MESA SANDOBAL Isbel	4	2	4	10	1.33
2	1	LEON VENERO Wilfredo	3	1	5	9	1.00
2	3	CAMEJO DURRUTHI Osmel	3	3	2	8	1.00
4	13	LEYVA MARTINEZ Leonardo	1	-	-	1	0.33
-	4	DANGER MULEN Armando	-	-	-	-	
-	5	LA ROSA MARQUEZ Alberto	-	-	-	-	
-	7	ANDRADE FERNANDEZ Sandy	-	-	-	-	
-	10	MEDEROS ARIAS Yanier	-	-	-	-	
-	11	LEON GONZALEZ Juan A.	-	-	-	-	
-	16	HERNANDEZ RAMOS Fernando	-	1	4	5	
-	15	MACIAS INFANTE Leandro	-	3	3	6	
-	9	CEPEDA ABREU Rolando	-	4	-	4	
Others			-	-	-	-	
Total Team			11	14	18	43	3.67

Serve

Avg. by set

Rk	No	Name	Aces	Faults	Serve Hits	Total Attempts	Note
1	16	HERNANDEZ RAMOS Fernando	3	1	12	16	1.00
2	15	MACIAS INFANTE Leandro	1	1	11	13	0.33
-	5	LA ROSA MARQUEZ Alberto	-	-	-	-	
-	7	ANDRADE FERNANDEZ Sandy	-	-	-	-	
-	10	MEDEROS ARIAS Yanier	-	-	-	-	
-	11	LEON GONZALEZ Juan A.	-	-	-	-	
-	13	LEYVA MARTINEZ Leonardo	-	-	-	-	
-	17	MESA SANDOBAL Isbel	-	-	12	12	
-	1	LEON VENERO Wilfredo	-	1	6	7	
-	3	CAMEJO DURRUTHI Osmel	-	1	6	7	
-	9	CEPEDA ABREU Rolando	-	2	12	14	
-	4	DANGER MULEN Armando	-	2	3	5	
Others			-	-	-	-	
Total Team			4	8	62	74	1.33

Team	Opponent errors & Team faults	16	13		29	



P-3 VOLLEYBALL • Match players ranking

2009 FIVB Men's Junior World Championship

Pool F - Round 2 / Places 1-8




Match: 38 **Date:** 05.08.2009 **Spectators:** 500
City: Pune (Maharashtra)
Hall: Balewadi Sports Complex - Badminton Hall
Match duration: **Start:** 12:00 **End:** 13:18 **Total:** 1:18

Teams	Sets	1	2	3	4	5	Total
USA	0	23	23	23			69
CUB	3	25	25	25			75
Set duration		0:24	0:25	0:23			1:12



CUB • Cuba



Dig

Avg. by set


Rk	No	Name	Digs	Faults	Receptions	Total Attempts	Note
1	7	ANDRADE FERNANDEZ Sandy	4	5	6	15	1.33
2	3	CAMEJO DURRUTHI Osmel	2	-	3	5	0.67
2	15	MACIAS INFANTE Leandro	2	5	6	13	0.67
2	9	CEPEDA ABREU Rolando	2	4	2	8	0.67
5	17	MESA SANDOBAL Isbel	1	-	1	2	0.33
5	16	HERNANDEZ RAMOS Fernando	1	1	6	8	0.33
5	1	LEON VENERO Wilfredo	1	2	1	4	0.33
-	4	DANGER MULEN Armando	-	-	-	-	
-	5	LA ROSA MARQUEZ Alberto	-	-	-	-	
-	10	MEDEROS ARIAS Yanier	-	-	1	1	
-	11	LEON GONZALEZ Juan A.	-	-	-	-	
-	13	LEYVA MARTINEZ Leonardo	-	-	-	-	
Others			-	-	-	-	
Total Team			13	17	26	56	4.33



Set

Avg. by set

Rk	No	Name	Running Sets	Faults	Still Sets	Total Attempts	Note
1	15	MACIAS INFANTE Leandro	37	1	27	65	12.33
-	1	LEON VENERO Wilfredo	-	-	-	-	
-	3	CAMEJO DURRUTHI Osmel	-	-	4	4	
-	4	DANGER MULEN Armando	-	-	-	-	
-	5	LA ROSA MARQUEZ Alberto	-	-	-	-	
-	7	ANDRADE FERNANDEZ Sandy	-	-	4	4	
-	9	CEPEDA ABREU Rolando	-	-	1	1	
-	10	MEDEROS ARIAS Yanier	-	-	-	-	
-	11	LEON GONZALEZ Juan A.	-	-	-	-	
-	13	LEYVA MARTINEZ Leonardo	-	-	-	-	
-	16	HERNANDEZ RAMOS Fernando	-	-	-	-	
-	17	MESA SANDOBAL Isbel	-	-	2	2	
Others			-	-	-	-	
Total Team			37	1	38	76	12.33



Reception

Eff. %
Limit: 25.00%

Rk	No	Name	Excellents	Faults	Serve Receptions	Total Attempts	Note
1	1	LEON VENERO Wilfredo	9	2	11	22	31.82
2	9	CEPEDA ABREU Rolando	7	2	8	17	29.41
-	7	ANDRADE FERNANDEZ Sandy	7	-	4	11	
-	10	MEDEROS ARIAS Yanier	3	-	2	5	
-	3	CAMEJO DURRUTHI Osmel	3	-	1	4	
-	15	MACIAS INFANTE Leandro	-	-	1	1	
-	17	MESA SANDOBAL Isbel	1	-	-	1	
-	4	DANGER MULEN Armando	-	-	-	-	
-	5	LA ROSA MARQUEZ Alberto	-	-	-	-	
-	11	LEON GONZALEZ Juan A.	-	-	-	-	
-	13	LEYVA MARTINEZ Leonardo	-	-	-	-	
-	16	HERNANDEZ RAMOS Fernando	-	-	-	-	
Others			-	-	-	-	
Total Team			30	4	27	61	42.62