


Match: 30 **Date:** 04.08.2009 **Spectators:** 1'013
City: Pune (Maharashtra)
Hall: Balewadi Sports Complex - Badminton Hall
Match duration: **Start:** 14:50 **End:** 16:32 **Total:** 1:42

Teams	Sets	1	2	3	4	5	Total
USA	1	21	23	25	17		86
BRA	3	25	25	22	25		97
Set duration		0:21	0:24	0:25	0:21		1:31



USA • USA

Spike

Succ. %
Limit: 15.00%

Rk	No	Name	Spikes	Faults	Shots	Total Attempts	Note
1	18	VOGEL Nicholas	11	3	5	19	57.89
2	8	TROY Murphy	9	3	9	21	42.86
3	6	LAWSON Bradley	6	3	8	17	35.29
4	9	BOURNE Tri	8	3	16	27	29.63
-	13	LAVAJA Russell	4	3	6	13	
-	1	AMBERG Thomas	4	5	1	10	
-	4	JAYNES Tyler	2	-	1	3	
-	17	SUNDER Joseph	3	-	-	3	
-	5	KAULIAKAMOA Jr. Joseph	-	-	-	-	
-	7	SHOJI Erik	-	-	-	-	
-	11	CIARELLI Antonio	-	-	-	-	
Others			-	-	-	-	
Total Team			47	20	46	113	41.59

Block

Avg. by set

Rk	No	Name	Kill Blocks	Faults	Rebounds	Total Attempts	Note
1	5	KAULIAKAMOA Jr. Joseph	4	-	3	7	1.00
2	9	BOURNE Tri	3	5	5	13	0.75
3	1	AMBERG Thomas	2	4	3	9	0.50
4	6	LAWSON Bradley	1	-	3	4	0.25
4	18	VOGEL Nicholas	1	2	3	6	0.25
4	4	JAYNES Tyler	1	2	2	5	0.25
-	7	SHOJI Erik	-	-	-	-	
-	11	CIARELLI Antonio	-	-	-	-	
-	17	SUNDER Joseph	-	-	-	-	
-	13	LAVAJA Russell	-	1	4	5	
-	8	TROY Murphy	-	2	-	2	
Others			-	-	-	-	
Total Team			12	16	23	51	3.00

Serve

Avg. by set

Rk	No	Name	Aces	Faults	Serve Hits	Total Attempts	Note
1	18	VOGEL Nicholas	2	7	3	12	0.50
-	4	JAYNES Tyler	-	-	7	7	
-	5	KAULIAKAMOA Jr. Joseph	-	-	13	13	
-	7	SHOJI Erik	-	-	-	-	
-	11	CIARELLI Antonio	-	-	-	-	
-	13	LAVAJA Russell	-	-	10	10	
-	17	SUNDER Joseph	-	-	-	-	
-	9	BOURNE Tri	-	3	14	17	
-	6	LAWSON Bradley	-	4	7	11	
-	8	TROY Murphy	-	4	5	9	
-	1	AMBERG Thomas	-	4	3	7	
Others			-	-	-	-	
Total Team			2	22	62	86	0.50

Team	Opponent errors & Team faults	25	21		46	



P-3 VOLLEYBALL • Match players ranking

2009 FIVB Men's Junior World Championship
Pool F - Round 2 / Places 1-8




Match: 30 **Date:** 04.08.2009 **Spectators:** 1'013
City: Pune (Maharashtra)
Hall: Balewadi Sports Complex - Badminton Hall
Match duration: **Start:** 14:50 **End:** 16:32 **Total:** 1:42

Teams	Sets	1	2	3	4	5	Total
USA	1	21	23	25	17		86
BRA	3	25	25	22	25		97
Set duration		0:21	0:24	0:25	0:21		1:31



USA • USA



Dig

Avg. by set


Rk	No	Name	Digs	Faults	Receptions	Total Attempts	Note
1	7	SHOJI Erik	4	3	5	12	1.00
2	6	LAWSON Bradley	3	-	6	9	0.75
3	5	KAULIAKAMOA Jr. Joseph	1	6	6	13	0.25
-	1	AMBERG Thomas	-	-	3	3	
-	4	JAYNES Tyler	-	-	2	2	
-	11	CIARELLI Antonio	-	-	-	-	
-	17	SUNDER Joseph	-	-	-	-	
-	8	TROY Murphy	-	1	9	10	
-	9	BOURNE Tri	-	2	4	6	
-	13	LAVAJA Russell	-	1	1	2	
-	18	VOGEL Nicholas	-	2	1	3	
Others			-	-	-	-	
Total Team			8	15	37	60	2.00



Set

Avg. by set

Rk	No	Name	Running Sets	Faults	Still Sets	Total Attempts	Note
1	5	KAULIAKAMOA Jr. Joseph	27	1	73	101	6.75
-	1	AMBERG Thomas	-	-	-	-	
-	4	JAYNES Tyler	-	-	-	-	
-	6	LAWSON Bradley	-	-	1	1	
-	7	SHOJI Erik	-	-	2	2	
-	8	TROY Murphy	-	-	-	-	
-	9	BOURNE Tri	-	-	-	-	
-	11	CIARELLI Antonio	-	-	-	-	
-	13	LAVAJA Russell	-	-	-	-	
-	17	SUNDER Joseph	-	-	-	-	
-	18	VOGEL Nicholas	-	-	-	-	
Others			-	-	-	-	
Total Team			27	1	76	104	6.75



Reception

Eff. %
Limit: 25.00%

Rk	No	Name	Excellents	Faults	Serve Receptions	Total Attempts	Note
1	6	LAWSON Bradley	12	1	15	28	39.29
2	9	BOURNE Tri	9	-	20	29	31.03
-	7	SHOJI Erik	13	-	6	19	
-	8	TROY Murphy	3	1	2	6	
-	17	SUNDER Joseph	2	-	2	4	
-	1	AMBERG Thomas	-	-	-	-	
-	4	JAYNES Tyler	-	-	-	-	
-	5	KAULIAKAMOA Jr. Joseph	-	-	-	-	
-	11	CIARELLI Antonio	-	-	-	-	
-	13	LAVAJA Russell	-	-	-	-	
-	18	VOGEL Nicholas	-	-	-	-	
Others			-	-	-	-	
Total Team			39	2	45	86	43.02

Match: 30 **Date:** 04.08.2009 **Spectators:** 1'013
City: Pune (Maharashtra)
Hall: Balewadi Sports Complex - Badminton Hall
Match duration: **Start:** 14:50 **End:** 16:32 **Total:** 1:42

Teams	Sets	1	2	3	4	5	Total
USA	1	21	23	25	17		86
BRA	3	25	25	22	25		97
Set duration		0:21	0:24	0:25	0:21		1:31



BRA • Brazil

Spike

Succ. %
Limit: 15.00%

Rk	No	Name	Spikes	Faults	Shots	Total Attempts	Note
1	5	SILVA Maurício	16	5	6	27	59.26
2	10	CARVALHO Najari	9	3	6	18	50.00
3	3	WESZ Tiago	8	5	5	18	44.44
-	12	SANTOS Isac	11	1	4	16	
-	18	CARGNIN PAESE Franco Willian	4	5	4	13	
-	14	BUIATTI Renan	4	2	5	11	
-	7	RADKE Murilo	-	1	4	5	
-	2	FIGUEIREDO Aurélio	-	-	-	-	
-	8	KOEPP Guilherme	-	-	-	-	
-	13	TAVARES DUARTE Ygor Francisco	-	-	-	-	
-	15	WIEST MEDEIROS Jairo	-	-	-	-	
-	17	HOSS Thales	-	-	-	-	
Others			-	-	-	-	
Total Team			52	22	34	108	48.15

Block

Avg. by set

Rk	No	Name	Kill Blocks	Faults	Rebounds	Total Attempts	Note
1	12	SANTOS Isac	4	3	7	14	1.00
2	14	BUIATTI Renan	3	4	9	16	0.75
3	10	CARVALHO Najari	2	2	-	4	0.50
4	3	WESZ Tiago	1	1	1	3	0.25
4	7	RADKE Murilo	1	1	1	3	0.25
4	18	CARGNIN PAESE Franco Willian	1	2	1	4	0.25
-	2	FIGUEIREDO Aurélio	-	-	-	-	
-	8	KOEPP Guilherme	-	-	-	-	
-	13	TAVARES DUARTE Ygor Francisco	-	-	-	-	
-	15	WIEST MEDEIROS Jairo	-	-	-	-	
-	17	HOSS Thales	-	-	1	1	
-	5	SILVA Maurício	-	1	6	7	
Others			-	-	-	-	
Total Team			12	14	26	52	3.00

Serve

Avg. by set

Rk	No	Name	Aces	Faults	Serve Hits	Total Attempts	Note
1	3	WESZ Tiago	1	2	8	11	0.25
-	2	FIGUEIREDO Aurélio	-	-	-	-	
-	8	KOEPP Guilherme	-	-	-	-	
-	13	TAVARES DUARTE Ygor Francisco	-	-	-	-	
-	15	WIEST MEDEIROS Jairo	-	-	-	-	
-	17	HOSS Thales	-	-	-	-	
-	7	RADKE Murilo	-	1	17	18	
-	14	BUIATTI Renan	-	1	16	17	
-	5	SILVA Maurício	-	1	13	14	
-	12	SANTOS Isac	-	2	17	19	
-	10	CARVALHO Najari	-	2	11	13	
-	18	CARGNIN PAESE Franco Willian	-	1	3	4	
Others			-	-	-	-	
Total Team			1	10	85	96	0.25

Team	Opponent errors & Team faults	32	15		47	

Match: 30 **Date:** 04.08.2009 **Spectators:** 1'013
City: Pune (Maharashtra)
Hall: Balewadi Sports Complex - Badminton Hall
Match duration: **Start:** 14:50 **End:** 16:32 **Total:** 1:42

Teams	Sets	1	2	3	4	5	Total
USA	1	21	23	25	17		86
BRA	3	25	25	22	25		97
Set duration		0:21	0:24	0:25	0:21		1:31



BRA • Brazil

Rk	No	Name	Digs	Faults	Receptions	Total Attempts	Note
1	3	WESZ Tiago	5	1	7	13	1.25
2	12	SANTOS Isac	3	1	4	8	0.75
2	5	SILVA Maurício	3	4	10	17	0.75
4	17	HOSS Thales	2	1	4	7	0.50
5	7	RADKE Murilo	1	5	14	20	0.25
5	10	CARVALHO Najari	1	5	4	10	0.25
-	2	FIGUEIREDO Aurélio	-	-	-	-	
-	8	KOEPP Guilherme	-	-	-	-	
-	13	TAVARES DUARTE Ygor Francisco	-	-	-	-	
-	15	WIEST MEDEIROS Jairo	-	-	-	-	
-	14	BUIATTI Renan	-	1	3	4	
-	18	CARGNIN PAESE Franco Willian	-	3	3	6	
Others			-	-	-	-	
Total Team			15	21	49	85	3.75

Dig

Avg. by set

Rk	No	Name	Running Sets	Faults	Still Sets	Total Attempts	Note
1	7	RADKE Murilo	31	1	55	87	7.75
-	2	FIGUEIREDO Aurélio	-	-	-	-	
-	3	WESZ Tiago	-	-	1	1	
-	5	SILVA Maurício	-	-	4	4	
-	8	KOEPP Guilherme	-	-	-	-	
-	10	CARVALHO Najari	-	-	-	-	
-	12	SANTOS Isac	-	-	1	1	
-	13	TAVARES DUARTE Ygor Francisco	-	-	-	-	
-	14	BUIATTI Renan	-	-	3	3	
-	15	WIEST MEDEIROS Jairo	-	-	-	-	
-	17	HOSS Thales	-	-	2	2	
-	18	CARGNIN PAESE Franco Willian	-	-	-	-	
Others			-	-	-	-	
Total Team			31	1	66	98	7.75

Set

Avg. by set

Rk	No	Name	Excellents	Faults	Serve Receptions	Total Attempts	Note
1	5	SILVA Maurício	28	1	12	41	65.85
2	17	HOSS Thales	11	1	4	16	62.50
-	3	WESZ Tiago	1	1	5	7	
-	2	FIGUEIREDO Aurélio	-	-	-	-	
-	7	RADKE Murilo	-	-	-	-	
-	8	KOEPP Guilherme	-	-	-	-	
-	10	CARVALHO Najari	-	-	-	-	
-	12	SANTOS Isac	-	-	-	-	
-	13	TAVARES DUARTE Ygor Francisco	-	-	-	-	
-	14	BUIATTI Renan	-	-	-	-	
-	15	WIEST MEDEIROS Jairo	-	-	-	-	
-	18	CARGNIN PAESE Franco Willian	-	-	-	-	
Others			-	-	-	-	
Total Team			40	3	21	64	57.81

Reception

Eff. %
Limit: 25.00%