

Match: 23 **Date:** 02.08.2009 **Spectators:** 1'850
City: Pune (Maharashtra)
Hall: Balewadi Sports Complex - Badminton Hall
Match duration: Start: 19:15 End: 20:40 Total: 1:25

Teams	Sets	1	2	3	4	5	Total
IND	3	25	25	25			75
USA	0	23	21	18			62
Set duration		0:28	0:26	0:25			1:19



IND • India

Spike

Succ. %
Limit: 15.00%

Rk	No	Name	Spikes	Faults	Shots	Total Attempts	Note
1	18	MANIDURAI NAVEEN RAJA JACOB	15	5	6	26	57.69
2	17	GURINDER SINGH	17	7	8	32	53.13
3	3	SINGH MANDEEP	6	3	7	16	37.50
-	12	SINGH NAVJIT	3	-	7	10	
-	1	R VAISHNAV	2	-	3	5	
-	7	BALWINDER SINGH	1	-	1	2	
-	5	D SELVAPRABHU	-	-	-	-	
-	8	SANGAMANATH SOMNATH GIRIGOUD	-	-	-	-	
-	9	T.D. RAVIKUMAR	-	-	-	-	
-	10	RANJEET SINGH	-	-	-	-	
-	13	SURENDER KUMAR	-	-	-	-	
-	14	R. ANKIT	-	-	-	-	
Others			-	-	-	-	
Total Team			44	15	32	91	48.35

Block

Avg. by set

Rk	No	Name	Kill Blocks	Faults	Rebounds	Total Attempts	Note
1	1	R VAISHNAV	5	1	5	11	1.67
2	17	GURINDER SINGH	2	2	4	8	0.67
2	3	SINGH MANDEEP	2	2	2	6	0.67
2	12	SINGH NAVJIT	2	5	6	13	0.67
-	5	D SELVAPRABHU	-	-	-	-	
-	8	SANGAMANATH SOMNATH GIRIGOUD	-	-	-	-	
-	9	T.D. RAVIKUMAR	-	-	-	-	
-	10	RANJEET SINGH	-	-	-	-	
-	13	SURENDER KUMAR	-	-	-	-	
-	14	R. ANKIT	-	-	-	-	
-	18	MANIDURAI NAVEEN RAJA JACOB	-	1	1	2	
-	7	BALWINDER SINGH	-	3	-	3	
Others			-	-	-	-	
Total Team			11	14	18	43	3.67

Serve

Avg. by set

Rk	No	Name	Aces	Faults	Serve Hits	Total Attempts	Note
1	3	SINGH MANDEEP	1	3	8	12	0.33
1	18	MANIDURAI NAVEEN RAJA JACOB	1	3	8	12	0.33
-	5	D SELVAPRABHU	-	-	-	-	
-	8	SANGAMANATH SOMNATH GIRIGOUD	-	-	-	-	
-	9	T.D. RAVIKUMAR	-	-	1	1	
-	10	RANJEET SINGH	-	-	-	-	
-	13	SURENDER KUMAR	-	-	-	-	
-	7	BALWINDER SINGH	-	1	16	17	
-	17	GURINDER SINGH	-	1	12	13	
-	1	R VAISHNAV	-	1	9	10	
-	12	SINGH NAVJIT	-	1	6	7	
-	14	R. ANKIT	-	1	-	1	
Others			-	-	-	-	
Total Team			2	11	60	73	0.67

Team	Opponent errors & Team faults	18	5		23	



P-3 VOLLEYBALL • Match players ranking

2009 FIVB Men's Junior World Championship
Pool A - Round 1




Match: 23 **Date:** 02.08.2009 **Spectators:** 1'850
City: Pune (Maharashtra)
Hall: Balewadi Sports Complex - Badminton Hall
Match duration: **Start:** 19:15 **End:** 20:40 **Total:** 1:25

Teams	Sets	1	2	3	4	5	Total
IND	3	25	25	25			75
USA	0	23	21	18			62
Set duration		0:28	0:26	0:25			1:19



IND • India



Dig

Avg. by set


Rk	No	Name	Digs	Faults	Receptions	Total Attempts	Note
1	13	SURENDER KUMAR	11	2	1	14	3.67
2	18	MANIDURAI NAVEEN RAJA JACOB	7	5	6	18	2.33
3	3	SINGH MANDEEP	4	-	3	7	1.33
4	12	SINGH NAVJIT	2	-	2	4	0.67
4	7	BALWINDER SINGH	2	3	1	6	0.67
4	17	GURINDER SINGH	2	3	1	6	0.67
7	1	R VAISHNAV	1	-	1	2	0.33
-	5	D SELVAPRABHU	-	-	-	-	
-	8	SANGAMANATH SOMNATH GIRIGOUD	-	-	-	-	
-	9	T.D. RAVIKUMAR	-	-	-	-	
-	10	RANJEET SINGH	-	-	-	-	
-	14	R. ANKIT	-	-	-	-	
Others			-	-	-	-	
Total Team			29	13	15	57	9.67



Set

Avg. by set

Rk	No	Name	Running Sets	Faults	Still Sets	Total Attempts	Note
1	7	BALWINDER SINGH	31	-	51	82	10.33
2	18	MANIDURAI NAVEEN RAJA JACOB	1	-	2	3	0.33
-	1	R VAISHNAV	-	-	-	-	
-	3	SINGH MANDEEP	-	-	-	-	
-	5	D SELVAPRABHU	-	-	-	-	
-	8	SANGAMANATH SOMNATH GIRIGOUD	-	-	-	-	
-	9	T.D. RAVIKUMAR	-	-	-	-	
-	10	RANJEET SINGH	-	-	-	-	
-	12	SINGH NAVJIT	-	-	2	2	
-	13	SURENDER KUMAR	-	-	-	-	
-	14	R. ANKIT	-	-	-	-	
-	17	GURINDER SINGH	-	-	1	1	
Others			-	-	-	-	
Total Team			32	-	56	88	10.67



Reception

Eff. %
Limit: 25.00%

Rk	No	Name	Excellents	Faults	Serve Receptions	Total Attempts	Note
1	3	SINGH MANDEEP	16	2	5	23	60.87
2	13	SURENDER KUMAR	10	1	5	16	56.25
-	18	MANIDURAI NAVEEN RAJA JACOB	7	1	4	12	
-	1	R VAISHNAV	1	-	1	2	
-	12	SINGH NAVJIT	1	-	1	2	
-	9	T.D. RAVIKUMAR	-	-	1	1	
-	5	D SELVAPRABHU	-	-	-	-	
-	7	BALWINDER SINGH	-	-	-	-	
-	8	SANGAMANATH SOMNATH GIRIGOUD	-	-	-	-	
-	10	RANJEET SINGH	-	-	-	-	
-	14	R. ANKIT	-	-	-	-	
-	17	GURINDER SINGH	-	-	-	-	
Others			-	-	-	-	
Total Team			35	4	17	56	55.36

Match: 23 **Date:** 02.08.2009 **Spectators:** 1'850
City: Pune (Maharashtra)
Hall: Balewadi Sports Complex - Badminton Hall
Match duration: Start: 19:15 End: 20:40 Total: 1:25

Teams	Sets	1	2	3	4	5	Total
IND	3	25	25	25			75
USA	0	23	21	18			62
Set duration		0:28	0:26	0:25			1:19



USA • USA

Spike

Succ. %
Limit: 15.00%

Rk	No	Name	Spikes	Faults	Shots	Total Attempts	Note
1	11	CIARELLI Antonio	10	4	9	23	43.48
2	17	SUNDER Joseph	5	5	8	18	27.78
-	4	JAYNES Tyler	6	-	4	10	
-	8	TROY Murphy	2	5	2	9	
-	9	BOURNE Tri	4	2	1	7	
-	18	VOGEL Nicholas	1	-	5	6	
-	1	AMBERG Thomas	2	2	-	4	
-	13	LAVAJA Russell	1	-	1	2	
-	6	LAWSON Bradley	1	1	-	2	
-	5	KAULIAKAMOA Jr. Joseph	-	1	-	1	
-	7	SHOJI Erik	-	-	-	-	
Others			-	-	-	-	
Total Team			32	20	30	82	39.02

Block

Avg. by set

Rk	No	Name	Kill Blocks	Faults	Rebounds	Total Attempts	Note
1	5	KAULIAKAMOA Jr. Joseph	3	5	-	8	1.00
2	1	AMBERG Thomas	2	-	2	4	0.67
2	13	LAVAJA Russell	2	1	-	3	0.67
4	11	CIARELLI Antonio	1	2	2	5	0.33
4	17	SUNDER Joseph	1	6	6	13	0.33
4	9	BOURNE Tri	1	1	-	2	0.33
-	6	LAWSON Bradley	-	-	-	-	
-	7	SHOJI Erik	-	-	-	-	
-	8	TROY Murphy	-	1	3	4	
-	18	VOGEL Nicholas	-	1	3	4	
-	4	JAYNES Tyler	-	5	5	10	
Others			-	-	-	-	
Total Team			10	22	21	53	3.33

Serve

Avg. by set

Rk	No	Name	Aces	Faults	Serve Hits	Total Attempts	Note
1	8	TROY Murphy	2	2	5	9	0.67
2	4	JAYNES Tyler	1	1	10	12	0.33
2	11	CIARELLI Antonio	1	1	5	7	0.33
-	1	AMBERG Thomas	-	-	1	1	
-	6	LAWSON Bradley	-	-	2	2	
-	7	SHOJI Erik	-	-	-	-	
-	13	LAVAJA Russell	-	-	4	4	
-	5	KAULIAKAMOA Jr. Joseph	-	1	10	11	
-	17	SUNDER Joseph	-	1	6	7	
-	18	VOGEL Nicholas	-	1	5	6	
-	9	BOURNE Tri	-	1	4	5	
Others			-	-	-	-	
Total Team			4	8	52	64	1.33

Team	Opponent errors & Team faults	16	10	26

--




P-3 VOLLEYBALL • Match players ranking

2009 FIVB Men's Junior World Championship
Pool A - Round 1




Match: 23 **Date:** 02.08.2009 **Spectators:** 1'850
City: Pune (Maharashtra)
Hall: Balewadi Sports Complex - Badminton Hall
Match duration: **Start:** 19:15 **End:** 20:40 **Total:** 1:25

Teams	Sets	1	2	3	4	5	Total
IND	3	25	25	25			75
USA	0	23	21	18			62
Set duration		0:28	0:26	0:25			1:19



USA • USA



Dig

Avg. by set

Rk	No	Name	Digs	Faults	Receptions	Total Attempts	Note
1	7	SHOJI Erik	5	4	6	15	1.67
2	4	JAYNES Tyler	3	-	3	6	1.00
3	8	TROY Murphy	2	1	6	9	0.67
3	5	KAULIAKAMOA Jr. Joseph	2	2	12	16	0.67
5	13	LAVAJA Russell	1	-	1	2	0.33
5	11	CIARELLI Antonio	1	1	3	5	0.33
5	17	SUNDER Joseph	1	3	2	6	0.33
-	1	AMBERG Thomas	-	-	-	-	
-	18	VOGEL Nicholas	-	-	-	-	
-	9	BOURNE Tri	-	1	3	4	
-	6	LAWSON Bradley	-	1	-	1	
Others			-	-	-	-	
Total Team			15	13	36	64	5.00



Set

Avg. by set

Rk	No	Name	Running Sets	Faults	Still Sets	Total Attempts	Note
1	5	KAULIAKAMOA Jr. Joseph	16	-	52	68	5.33
2	8	TROY Murphy	1	-	-	1	0.33
-	1	AMBERG Thomas	-	-	1	1	
-	4	JAYNES Tyler	-	-	1	1	
-	6	LAWSON Bradley	-	-	-	-	
-	7	SHOJI Erik	-	-	5	5	
-	9	BOURNE Tri	-	-	1	1	
-	11	CIARELLI Antonio	-	-	-	-	
-	13	LAVAJA Russell	-	-	-	-	
-	17	SUNDER Joseph	-	-	-	-	
-	18	VOGEL Nicholas	-	-	-	-	
Others			-	-	-	-	
Total Team			17	-	60	77	5.67



Reception

Eff. %
Limit: 25.00%

Rk	No	Name	Excellents	Faults	Serve Receptions	Total Attempts	Note
1	7	SHOJI Erik	9	2	7	18	38.89
-	9	BOURNE Tri	7	-	8	15	
-	11	CIARELLI Antonio	9	-	5	14	
-	8	TROY Murphy	4	-	8	12	
-	6	LAWSON Bradley	1	-	1	2	
-	17	SUNDER Joseph	1	-	-	1	
-	1	AMBERG Thomas	-	-	-	-	
-	4	JAYNES Tyler	-	-	-	-	
-	5	KAULIAKAMOA Jr. Joseph	-	-	-	-	
-	13	LAVAJA Russell	-	-	-	-	
-	18	VOGEL Nicholas	-	-	-	-	
Others			-	-	-	-	
Total Team			31	2	29	62	46.77