

Match: 4 **Date:** 31.07.2009 **Spectators:** 300
City: Pune (Maharashtra)
Hall: Balewadi Sports Complex - Boxing Hall
Match duration: **Start:** 12:10 **End:** 14:15 **Total:** 2:05

Teams	Sets	1	2	3	4	5	Total
POL	2	25	21	25	20	11	102
CAN	3	19	25	15	25	15	99
Set duration		0:25	0:27	0:22	0:22	0:17	1:53



POL • Poland

Spike

Succ. %
Limit: 15.00%

Rk	No	Name	Spikes	Faults	Shots	Total Attempts	Note
1	13	KOZLOWSKI Wojciech	14	5	7	26	53.85
2	16	KONARSKI Dawid	12	7	19	38	31.58
-	8	KLOS Karol	9	-	6	15	
-	6	WISNIEWSKI Lukasz	5	2	6	13	
-	2	MIKA Mateusz	2	5	6	13	
-	10	JASINSKI Mateusz	7	1	1	9	
-	4	KROL Jan	3	1	4	8	
-	15	DRZYZGA Fabian	2	-	2	4	
-	18	WLODARCZYK Wojciech	1	-	2	3	
-	12	POLANSKI Lukasz	-	1	-	1	
-	7	KRZYWIECKI Maciej	-	-	-	-	
-	17	ZATORSKI Pawel	-	-	-	-	
Others			-	-	-	-	
Total Team			55	22	53	130	42.31

Block

Avg. by set

Rk	No	Name	Kill Blocks	Faults	Rebounds	Total Attempts	Note
1	8	KLOS Karol	6	7	12	25	1.20
2	6	WISNIEWSKI Lukasz	5	7	6	18	1.00
3	16	KONARSKI Dawid	1	-	2	3	0.20
3	18	WLODARCZYK Wojciech	1	-	2	3	0.20
-	2	MIKA Mateusz	-	-	2	2	
-	4	KROL Jan	-	-	1	1	
-	7	KRZYWIECKI Maciej	-	-	-	-	
-	10	JASINSKI Mateusz	-	-	2	2	
-	12	POLANSKI Lukasz	-	-	1	1	
-	17	ZATORSKI Pawel	-	-	-	-	
-	15	DRZYZGA Fabian	-	1	3	4	
-	13	KOZLOWSKI Wojciech	-	2	-	2	
Others			-	-	-	-	
Total Team			13	17	31	61	2.60



P-3 VOLLEYBALL • Match players ranking

2009 FIVB Men's Junior World Championship
Pool D - Round 1




Match: 4 **Date:** 31.07.2009 **Spectators:** 300
City: Pune (Maharashtra)
Hall: Balewadi Sports Complex - Boxing Hall
Match duration: **Start:** 12:10 **End:** 14:15 **Total:** 2:05

Teams	Sets	1	2	3	4	5	Total
POL	2	25	21	25	20	11	102
CAN	3	19	25	15	25	15	99
Set duration		0:25	0:27	0:22	0:22	0:17	1:53



POL • Poland




Serve

Avg. by set

Rk	No	Name	Aces	Faults	Serve Hits	Total Attempts	Note
1	8	KLOS Karol	1	1	10	12	0.20
1	13	KOZLOWSKI Wojciech	1	2	17	20	0.20
1	6	WISNIEWSKI Lukasz	1	4	19	24	0.20
1	15	DRZYZGA Fabian	1	4	8	13	0.20
-	2	MIKA Mateusz	-	-	6	6	
-	4	KROL Jan	-	-	3	3	
-	7	KRZYWIECKI Maciej	-	-	-	-	
-	12	POLANSKI Lukasz	-	-	-	-	
-	17	ZATORSKI Pawel	-	-	-	-	
-	18	WLODARCZYK Wojciech	-	-	-	-	
-	10	JASINSKI Mateusz	-	1	10	11	
-	16	KONARSKI Dawid	-	7	7	14	
Others			-	-	-	-	
Total Team			4	19	80	103	0.80

Team

Opponent errors & Team faults	30	18		48	
-------------------------------	----	----	--	----	--



Dig

Avg. by set

Rk	No	Name	Digs	Faults	Receptions	Total Attempts	Note
1	2	MIKA Mateusz	4	3	8	15	0.80
1	16	KONARSKI Dawid	4	3	8	15	0.80
3	17	ZATORSKI Pawel	3	3	11	17	0.60
3	6	WISNIEWSKI Lukasz	3	2	1	6	0.60
5	13	KOZLOWSKI Wojciech	2	-	5	7	0.40
5	10	JASINSKI Mateusz	2	3	4	9	0.40
7	8	KLOS Karol	1	-	8	9	0.20
7	4	KROL Jan	1	1	2	4	0.20
-	7	KRZYWIECKI Maciej	-	-	-	-	
-	12	POLANSKI Lukasz	-	-	-	-	
-	15	DRZYZGA Fabian	-	2	7	9	
-	18	WLODARCZYK Wojciech	-	2	1	3	
Others			-	-	-	-	
Total Team			20	19	55	94	4.00

Match: 4 **Date:** 31.07.2009 **Spectators:** 300
City: Pune (Maharashtra)
Hall: Balewadi Sports Complex - Boxing Hall
Match duration: **Start:** 12:10 **End:** 14:15 **Total:** 2:05

Teams	Sets	1	2	3	4	5	Total
POL	2	25	21	25	20	11	102
CAN	3	19	25	15	25	15	99
Set duration		0:25	0:27	0:22	0:22	0:17	1:53



POL • Poland

Set

Avg. by set

Rk	No	Name	Running Sets	Faults	Still Sets	Total Attempts	Note
1	15	DRYZYGA Fabian	26	-	69	95	5.20
2	18	WLODARCZYK Wojciech	2	1	7	10	0.40
-	2	MIKA Mateusz	-	-	-	-	
-	4	KROL Jan	-	-	-	-	
-	6	WISNIEWSKI Lukasz	-	-	1	1	
-	7	KRZYWIECKI Maciej	-	-	-	-	
-	8	KLOS Karol	-	-	1	1	
-	10	JASINSKI Mateusz	-	-	1	1	
-	12	POLANSKI Lukasz	-	-	-	-	
-	13	KOZLOWSKI Wojciech	-	-	1	1	
-	16	KONARSKI Dawid	-	-	1	1	
-	17	ZATORSKI Pawel	-	-	1	1	
Others			-	-	-	-	
Total Team			28	1	82	111	5.60

Reception

Eff. %
Limit: 25.00%

Rk	No	Name	Excellents	Faults	Serve Receptions	Total Attempts	Note
1	10	JASINSKI Mateusz	10	-	12	22	45.45
2	13	KOZLOWSKI Wojciech	12	-	15	27	44.44
-	17	ZATORSKI Pawel	12	3	3	18	
-	2	MIKA Mateusz	6	-	7	13	
-	6	WISNIEWSKI Lukasz	-	-	3	3	
-	4	KROL Jan	-	-	-	-	
-	7	KRZYWIECKI Maciej	-	-	-	-	
-	8	KLOS Karol	-	-	-	-	
-	12	POLANSKI Lukasz	-	-	-	-	
-	15	DRYZYGA Fabian	-	-	-	-	
-	16	KONARSKI Dawid	-	-	-	-	
-	18	WLODARCZYK Wojciech	-	-	-	-	
Others			-	-	-	-	
Total Team			40	3	40	83	44.58



P-3 VOLLEYBALL • Match players ranking

2009 FIVB Men's Junior World Championship
Pool D - Round 1



Match: 4 **Date:** 31.07.2009 **Spectators:** 300
City: Pune (Maharashtra)
Hall: Balewadi Sports Complex - Boxing Hall
Match duration: **Start:** 12:10 **End:** 14:15 **Total:** 2:05

Teams	Sets	1	2	3	4	5	Total
POL	2	25	21	25	20	11	102
CAN	3	19	25	15	25	15	99
Set duration		0:25	0:27	0:22	0:22	0:17	1:53



CAN • Canada



Spike

Succ. %
Limit: 15.00%

Rk	No	Name	Spikes	Faults	Shots	Total Attempts	Note
1	8	PERRIN John	15	7	10	32	46.88
2	6	VIGRASS Graham	8	2	10	20	40.00
3	3	ZEEMAN Joren	12	7	12	31	38.71
4	4	HOWATSON Marc	6	3	11	20	30.00
-	5	VERHOEFF Rudy	8	-	1	9	
-	1	DeROCCO Jason	1	3	4	8	
-	15	McGOVERN Ciaran	2	-	-	2	
-	9	BLANKENAU Jay	-	-	1	1	
-	7	CORDONIER Joseph	-	-	-	-	
-	10	LICHTY Joshua	-	-	-	-	
-	11	VOTH Christopher	-	-	-	-	
-	12	LAPOINTE Pierre-Alexis	-	-	-	-	
Others			-	-	-	-	
Total Team			52	22	49	123	42.28



Block

Avg. by set

Rk	No	Name	Kill Blocks	Faults	Rebounds	Total Attempts	Note
1	5	VERHOEFF Rudy	4	4	7	15	0.80
2	8	PERRIN John	3	1	3	7	0.60
2	3	ZEEMAN Joren	3	6	5	14	0.60
4	4	HOWATSON Marc	1	-	4	5	0.20
-	1	DeROCCO Jason	-	-	-	-	
-	7	CORDONIER Joseph	-	-	-	-	
-	9	BLANKENAU Jay	-	-	-	-	
-	10	LICHTY Joshua	-	-	-	-	
-	11	VOTH Christopher	-	-	-	-	
-	12	LAPOINTE Pierre-Alexis	-	-	-	-	
-	6	VIGRASS Graham	-	7	12	19	
-	15	McGOVERN Ciaran	-	4	1	5	
Others			-	-	-	-	
Total Team			11	22	32	65	2.20



P-3 VOLLEYBALL • Match players ranking

2009 FIVB Men's Junior World Championship
Pool D - Round 1




Match: 4 **Date:** 31.07.2009 **Spectators:** 300
City: Pune (Maharashtra)
Hall: Balewadi Sports Complex - Boxing Hall
Match duration: **Start:** 12:10 **End:** 14:15 **Total:** 2:05

Teams	Sets	1	2	3	4	5	Total
POL	2	25	21	25	20	11	102
CAN	3	19	25	15	25	15	99
Set duration		0:25	0:27	0:22	0:22	0:17	1:53



CAN • Canada



Serve

Avg. by set

Rk	No	Name	Aces	Faults	Serve Hits	Total Attempts	Note
1	8	PERRIN John	1	2	11	14	0.20
1	4	HOWATSON Marc	1	2	9	12	0.20
-	1	DeROCCO Jason	-	-	-	-	
-	7	CORDONIER Joseph	-	-	-	-	
-	9	BLANKENAU Jay	-	-	-	-	
-	10	LICHTY Joshua	-	-	-	-	
-	12	LAPOINTE Pierre-Alexis	-	-	-	-	
-	15	McGOVERN Ciaran	-	1	21	22	
-	6	VIGRASS Graham	-	3	18	21	
-	5	VERHOEFF Rudy	-	2	11	13	
-	3	ZEEMAN Joren	-	3	10	13	
-	11	VOTH Christopher	-	1	2	3	
Others			-	-	-	-	
Total Team			2	14	82	98	0.40

Team

Opponent errors & Team faults	34	22		56	
-------------------------------	----	----	--	----	--



Dig

Avg. by set

Rk	No	Name	Digs	Faults	Receptions	Total Attempts	Note
1	4	HOWATSON Marc	4	4	2	10	0.80
2	12	LAPOINTE Pierre-Alexis	3	3	15	21	0.60
3	6	VIGRASS Graham	2	1	6	9	0.40
3	3	ZEEMAN Joren	2	2	8	12	0.40
3	8	PERRIN John	2	4	10	16	0.40
6	15	McGOVERN Ciaran	1	-	5	6	0.20
-	1	DeROCCO Jason	-	-	1	1	
-	5	VERHOEFF Rudy	-	-	2	2	
-	7	CORDONIER Joseph	-	-	-	-	
-	9	BLANKENAU Jay	-	-	3	3	
-	10	LICHTY Joshua	-	-	-	-	
-	11	VOTH Christopher	-	-	2	2	
Others			-	-	-	-	
Total Team			14	14	54	82	2.80



P-3 VOLLEYBALL • Match players ranking

2009 FIVB Men's Junior World Championship
Pool D - Round 1




Match: 4 **Date:** 31.07.2009 **Spectators:** 300
City: Pune (Maharashtra)
Hall: Balewadi Sports Complex - Boxing Hall
Match duration: **Start:** 12:10 **End:** 14:15 **Total:** 2:05

Teams	Sets	1	2	3	4	5	Total
POL	2	25	21	25	20	11	102
CAN	3	19	25	15	25	15	99
Set duration		0:25	0:27	0:22	0:22	0:17	1:53




CAN • Canada



Set

Avg. by set

Rk	No	Name	Running Sets	Faults	Still Sets	Total Attempts	Note
1	15	McGOVERN Ciaran	23	4	66	93	4.60
2	9	BLANKENAU Jay	3	1	8	12	0.60
-	1	DeROCCO Jason	-	-	-	-	
-	3	ZEEMAN Joren	-	-	3	3	
-	4	HOWATSON Marc	-	-	1	1	
-	5	VERHOEFF Rudy	-	-	1	1	
-	6	VIGRASS Graham	-	-	1	1	
-	7	CORDONIER Joseph	-	-	-	-	
-	8	PERRIN John	-	-	2	2	
-	10	LICHTY Joshua	-	-	-	-	
-	11	VOTH Christopher	-	-	-	-	
-	12	LAPOINTE Pierre-Alexis	-	-	2	2	
Others			-	-	-	-	
Total Team			26	5	84	115	5.20



Reception

Eff. %
Limit: 25.00%

Rk	No	Name	Excellents	Faults	Serve Receptions	Total Attempts	Note
1	8	PERRIN John	17	1	20	38	42.11
-	4	HOWATSON Marc	8	1	11	20	
-	12	LAPOINTE Pierre-Alexis	11	-	7	18	
-	11	VOTH Christopher	2	-	2	4	
-	1	DeROCCO Jason	1	-	-	1	
-	6	VIGRASS Graham	-	-	1	1	
-	3	ZEEMAN Joren	-	-	-	-	
-	7	CORDONIER Joseph	-	-	-	-	
-	9	BLANKENAU Jay	-	-	-	-	
-	10	LICHTY Joshua	-	-	-	-	
-	15	McGOVERN Ciaran	-	-	-	-	
-	5	VERHOEFF Rudy	-	1	-	1	
Others			-	-	-	-	
Total Team			39	3	41	83	43.37