




# P-3 VOLLEYBALL • Match players ranking

2009 FIVB Men's Junior World Championship  
Pool A - Round 1



**Match:** 1    **Date:** 31.07.2009    **Spectators:** 510  
**City:** Pune (Maharashtra)  
**Hall:** Balewadi Sports Complex - Badminton Hall  
**Match duration:** **Start:** 10:00    **End:** 11:59    **Total:** 1:59

Teams	Sets	1	2	3	4	5	Total
<b>USA</b>	<b>3</b>	32	21	25	30		108
<b>BLR</b>	<b>1</b>	30	25	18	28		101
<b>Set duration</b>		0:32	0:24	0:25	0:29		1:50



## USA • USA



**Spike**

Succ. %  
Limit: 15.00%

Rk	No	Name	Spikes	Faults	Shots	Total Attempts	Note
1	11	CIARELLI Antonio	18	8	17	43	41.86
2	17	SUNDER Joseph	12	9	11	32	37.50
-	8	TROY Murphy	7	6	4	17	
-	9	BOURNE Tri	7	1	7	15	
-	18	VOGEL Nicholas	3	5	7	15	
-	13	LAVAJA Russell	4	1	4	9	
-	4	JAYNES Tyler	2	1	4	7	
-	5	KAULIAKAMOA Jr. Joseph	1	-	1	2	
-	1	AMBERG Thomas	-	-	-	-	
-	6	LAWSON Bradley	-	-	-	-	
-	7	SHOJI Erik	-	-	-	-	
<b>Others</b>			-	-	-	-	
<b>Total Team</b>			54	31	55	140	38.57



**Block**

Avg. by set

Rk	No	Name	Kill Blocks	Faults	Rebounds	Total Attempts	Note
1	11	CIARELLI Antonio	4	3	2	9	1.00
1	18	VOGEL Nicholas	4	9	11	24	1.00
3	17	SUNDER Joseph	3	-	6	9	0.75
4	13	LAVAJA Russell	2	4	4	10	0.50
5	8	TROY Murphy	1	-	1	2	0.25
5	5	KAULIAKAMOA Jr. Joseph	1	2	4	7	0.25
-	1	AMBERG Thomas	-	-	-	-	
-	6	LAWSON Bradley	-	-	-	-	
-	7	SHOJI Erik	-	-	-	-	
-	4	JAYNES Tyler	-	3	7	10	
-	9	BOURNE Tri	-	1	2	3	
<b>Others</b>			-	-	-	-	
<b>Total Team</b>			15	22	37	74	3.75



# P-3 VOLLEYBALL • Match players ranking

2009 FIVB Men's Junior World Championship  
Pool A - Round 1



**Match:** 1    **Date:** 31.07.2009    **Spectators:** 510  
**City:** Pune (Maharashtra)  
**Hall:** Balewadi Sports Complex - Badminton Hall  
**Match duration:** **Start:** 10:00    **End:** 11:59    **Total:** 1:59

Teams	Sets	1	2	3	4	5	Total
<b>USA</b>	<b>3</b>	32	21	25	30		108
<b>BLR</b>	<b>1</b>	30	25	18	28		101
<b>Set duration</b>		0:32	0:24	0:25	0:29		1:50



## USA • USA



**Serve**

Avg. by set

Rk	No	Name	Aces	Faults	Serve Hits	Total Attempts	Note
1	4	JAYNES Tyler	1	-	10	11	0.25
1	5	KAULIAKAMOA Jr. Joseph	1	-	19	20	0.25
1	13	LAVAJA Russell	1	-	12	13	0.25
1	11	CIARELLI Antonio	1	2	13	16	0.25
1	8	TROY Murphy	1	3	6	10	0.25
1	18	VOGEL Nicholas	1	3	6	10	0.25
-	1	AMBERG Thomas	-	-	-	-	
-	6	LAWSON Bradley	-	-	-	-	
-	7	SHOJI Erik	-	-	-	-	
-	9	BOURNE Tri	-	1	11	12	
-	17	SUNDER Joseph	-	3	12	15	
<b>Others</b>			-	-	-	-	
<b>Total Team</b>			6	12	89	107	1.50

**Team**

Opponent errors & Team faults	33	15		48	
-------------------------------	----	----	--	----	--



**Dig**

Avg. by set

Rk	No	Name	Digs	Faults	Receptions	Total Attempts	Note
1	7	SHOJI Erik	10	6	15	31	2.50
2	17	SUNDER Joseph	7	2	9	18	1.75
3	9	BOURNE Tri	6	2	3	11	1.50
4	11	CIARELLI Antonio	2	4	12	18	0.50
5	5	KAULIAKAMOA Jr. Joseph	1	2	14	17	0.25
5	8	TROY Murphy	1	1	3	5	0.25
5	4	JAYNES Tyler	1	1	2	4	0.25
5	18	VOGEL Nicholas	1	1	-	2	0.25
-	1	AMBERG Thomas	-	-	-	-	
-	6	LAWSON Bradley	-	-	-	-	
-	13	LAVAJA Russell	-	1	2	3	
<b>Others</b>			-	-	-	-	
<b>Total Team</b>			29	20	60	109	7.25




# P-3 VOLLEYBALL • Match players ranking

2009 FIVB Men's Junior World Championship  
Pool A - Round 1




**Match:** 1 **Date:** 31.07.2009 **Spectators:** 510  
**City:** Pune (Maharashtra)  
**Hall:** Balewadi Sports Complex - Badminton Hall  
**Match duration:** **Start:** 10:00 **End:** 11:59 **Total:** 1:59

Teams	Sets	1	2	3	4	5	Total
<b>USA</b>	<b>3</b>	32	21	25	30		108
<b>BLR</b>	<b>1</b>	30	25	18	28		101
<b>Set duration</b>		0:32	0:24	0:25	0:29		1:50




## USA • USA



**Set**

Avg. by set

Rk	No	Name	Running Sets	Faults	Still Sets	Total Attempts	Note
1	5	KAULIAKAMOA Jr. Joseph	30	-	90	120	7.50
-	1	AMBERG Thomas	-	-	-	-	
-	4	JAYNES Tyler	-	-	-	-	
-	6	LAWSON Bradley	-	-	-	-	
-	7	SHOJI Erik	-	-	6	6	
-	8	TROY Murphy	-	-	2	2	
-	9	BOURNE Tri	-	-	-	-	
-	11	CIARELLI Antonio	-	-	1	1	
-	13	LAVAJA Russell	-	-	-	-	
-	17	SUNDER Joseph	-	-	-	-	
-	18	VOGEL Nicholas	-	-	-	-	
<b>Others</b>			-	-	-	-	
<b>Total Team</b>			30	-	99	129	7.50



**Reception**

Eff. %  
Limit: 25.00%

Rk	No	Name	Excellents	Faults	Serve Receptions	Total Attempts	Note
1	7	SHOJI Erik	18	-	9	27	66.67
2	11	CIARELLI Antonio	9	-	13	22	40.91
-	9	BOURNE Tri	7	-	11	18	
-	8	TROY Murphy	8	1	9	18	
-	4	JAYNES Tyler	-	-	1	1	
-	1	AMBERG Thomas	-	-	-	-	
-	5	KAULIAKAMOA Jr. Joseph	-	-	-	-	
-	6	LAWSON Bradley	-	-	-	-	
-	13	LAVAJA Russell	-	-	-	-	
-	17	SUNDER Joseph	-	-	-	-	
-	18	VOGEL Nicholas	-	-	-	-	
<b>Others</b>			-	-	-	-	
<b>Total Team</b>			42	1	43	86	47.67



# P-3 VOLLEYBALL • Match players ranking

2009 FIVB Men's Junior World Championship  
Pool A - Round 1




**Match:** 1 **Date:** 31.07.2009 **Spectators:** 510  
**City:** Pune (Maharashtra)  
**Hall:** Balewadi Sports Complex - Badminton Hall  
**Match duration:** **Start:** 10:00 **End:** 11:59 **Total:** 1:59

Teams	Sets	1	2	3	4	5	Total
<b>USA</b>	<b>3</b>	32	21	25	30		108
<b>BLR</b>	<b>1</b>	30	25	18	28		101
<b>Set duration</b>		0:32	0:24	0:25	0:29		1:50




## BLR • Belarus



**Spike**

Succ. %  
Limit: 15.00%

Rk	No	Name	Spikes	Faults	Shots	Total Attempts	Note
1	2	AUDOCHANKA Pavel	20	11	16	47	42.55
2	1	RADZIUK Andrei	8	11	10	29	27.59
3	7	MIKHNEVICH Andrei	5	3	19	27	18.52
-	9	UDRYS Artur	9	1	3	13	
-	5	BUSEL Siarhei	5	2	5	12	
-	4	SHKLIAR Mikalai	1	-	-	1	
-	3	PRUSHAK Aliaksandr	-	-	-	-	
-	6	MAROZAU Anton	-	-	-	-	
-	8	KUKLINSKI Pavel	-	-	-	-	
-	11	AUDZEYENKA Yury	-	-	-	-	
-	14	DZIADKOU Aliaksandr	-	-	-	-	
-	18	MISYUK Yauheni	-	-	-	-	
<b>Others</b>			-	-	-	-	
<b>Total Team</b>			48	28	53	129	37.21



**Block**

Avg. by set

Rk	No	Name	Kill Blocks	Faults	Rebounds	Total Attempts	Note
1	5	BUSEL Siarhei	9	6	10	25	2.25
2	9	UDRYS Artur	2	5	15	22	0.50
2	2	AUDOCHANKA Pavel	2	4	6	12	0.50
2	1	RADZIUK Andrei	2	2	-	4	0.50
-	3	PRUSHAK Aliaksandr	-	-	-	-	
-	6	MAROZAU Anton	-	-	-	-	
-	8	KUKLINSKI Pavel	-	-	-	-	
-	11	AUDZEYENKA Yury	-	-	-	-	
-	14	DZIADKOU Aliaksandr	-	-	-	-	
-	18	MISYUK Yauheni	-	-	-	-	
-	7	MIKHNEVICH Andrei	-	3	7	10	
-	4	SHKLIAR Mikalai	-	4	3	7	
<b>Others</b>			-	-	-	-	
<b>Total Team</b>			15	24	41	80	3.75

**Match:** 1    **Date:** 31.07.2009    **Spectators:** 510  
**City:** Pune (Maharashtra)  
**Hall:** Balewadi Sports Complex - Badminton Hall  
**Match duration:** **Start:** 10:00    **End:** 11:59    **Total:** 1:59

Teams	Sets	1	2	3	4	5	Total
<b>USA</b>	<b>3</b>	32	21	25	30		108
<b>BLR</b>	<b>1</b>	30	25	18	28		101
<b>Set duration</b>		0:32	0:24	0:25	0:29		1:50



## BLR • Belarus

Rk	No	Name	Aces	Faults	Serve Hits	Total Attempts	Note
1	7	MIKHNEVICH Andrei	1	-	18	19	0.25
1	9	UDRYS Artur	1	5	9	15	0.25
-	3	PRUSHAK Aliaksandr	-	-	-	-	
-	6	MAROZAU Anton	-	-	-	-	
-	8	KUKLINSKI Pavel	-	-	-	-	
-	11	AUDZEYENKA Yury	-	-	-	-	
-	14	DZIADKOU Aliaksandr	-	-	-	-	
-	18	MISIYUK Yauheni	-	-	-	-	
-	1	RADZIUK Andrei	-	1	20	21	
-	5	BUSEL Siarhei	-	2	12	14	
-	4	SHKLIAR Mikalai	-	3	15	18	
-	2	AUDOCHANKA Pavel	-	4	10	14	
<b>Others</b>			-	-	-	-	
<b>Total Team</b>			2	15	84	101	0.50

Team	Opponent errors & Team faults	Aces	Faults	Total Attempts	Note
		36	10	46	

Rk	No	Name	Digs	Faults	Receptions	Total Attempts	Note
1	8	KUKLINSKI Pavel	12	8	10	30	3.00
2	4	SHKLIAR Mikalai	3	3	9	15	0.75
2	2	AUDOCHANKA Pavel	3	4	5	12	0.75
4	7	MIKHNEVICH Andrei	2	-	8	10	0.50
4	1	RADZIUK Andrei	2	4	4	10	0.50
6	5	BUSEL Siarhei	1	-	5	6	0.25
-	6	MAROZAU Anton	-	-	-	-	
-	11	AUDZEYENKA Yury	-	-	-	-	
-	18	MISIYUK Yauheni	-	-	-	-	
-	3	PRUSHAK Aliaksandr	-	3	1	4	
-	9	UDRYS Artur	-	1	-	1	
-	14	DZIADKOU Aliaksandr	-	1	-	1	
<b>Others</b>			-	-	-	-	
<b>Total Team</b>			23	24	42	89	5.75

**Match:** 1    **Date:** 31.07.2009    **Spectators:** 510  
**City:** Pune (Maharashtra)  
**Hall:** Balewadi Sports Complex - Badminton Hall  
**Match duration:** **Start:** 10:00    **End:** 11:59    **Total:** 1:59

Teams	Sets	1	2	3	4	5	Total
<b>USA</b>	<b>3</b>	32	21	25	30		108
<b>BLR</b>	<b>1</b>	30	25	18	28		101
<b>Set duration</b>		0:32	0:24	0:25	0:29		1:50



## BLR • Belarus

**Set**

Avg. by set

Rk	No	Name	Running Sets	Faults	Still Sets	Total Attempts	Note
1	4	SHKLIAR Mikalai	38	-	67	105	9.50
2	5	BUSEL Siarhei	1	-	2	3	0.25
-	2	AUDOCHANKA Pavel	-	-	3	3	
-	3	PRUSHAK Aliaksandr	-	-	-	-	
-	6	MAROZAU Anton	-	-	-	-	
-	7	MIKHNEVICH Andrei	-	-	4	4	
-	8	KUKLINSKI Pavel	-	-	3	3	
-	9	UDRYS Artur	-	-	2	2	
-	11	AUDZEYENKA Yury	-	-	-	-	
-	14	DZIADKOU Aliaksandr	-	-	-	-	
-	18	MISIYUK Yauheni	-	-	-	-	
-	1	RADZIUK Andrei	-	1	6	7	
<b>Others</b>			-	-	-	-	
<b>Total Team</b>			39	1	87	127	9.75

**Reception**

Eff. %  
Limit: 25.00%

Rk	No	Name	Excellents	Faults	Serve Receptions	Total Attempts	Note
1	8	KUKLINSKI Pavel	23	3	15	41	48.78
2	1	RADZIUK Andrei	10	1	14	25	36.00
-	7	MIKHNEVICH Andrei	6	2	10	18	
-	3	PRUSHAK Aliaksandr	4	-	3	7	
-	14	DZIADKOU Aliaksandr	1	-	1	2	
-	4	SHKLIAR Mikalai	-	-	1	1	
-	9	UDRYS Artur	-	-	1	1	
-	2	AUDOCHANKA Pavel	-	-	-	-	
-	5	BUSEL Siarhei	-	-	-	-	
-	6	MAROZAU Anton	-	-	-	-	
-	11	AUDZEYENKA Yury	-	-	-	-	
-	18	MISIYUK Yauheni	-	-	-	-	
<b>Others</b>			-	-	-	-	
<b>Total Team</b>			44	6	45	95	40.00