



Match: 8 **Date:** 15.09.2017 **Spectators:** 5'300
City: Osaka
Hall: Osaka Municipal Central Gymnasium
Match duration: **Start:** 15:40 **End:** 16:57 **Total:** 1:17

Teams	Sets	1	2	3	4	5	Total
FRA	0	20	17	16			53
USA	3	25	25	25			75
Set duration		0:23	0:24	0:24			1:11




FRA • France



Spike

Succ. %
Limit: 15.00%

Rk	No	Name	Spikes	Faults	Shots	Total Attempts	Note
1	18	Rossard Thibault	7	2	2	11	63.64
2	4	Patry Jean	7	2	5	14	50.00
3	8	Lyneel Julien	4	4	2	10	40.00
-	14	Le Goff Nicolas	4	-	4	8	
-	21	Chinenyeze BarthÚÍÚmy	4	-	1	5	
-	5	Clevenot Trevor	2	-	2	4	
-	12	Boyer Stephen	2	2	-	4	
-	6	Toniutti Benjamin	1	-	-	1	
-	2	Grebennikov Jenia	-	-	-	-	
-	7	Tillie Kevin	-	-	-	-	
-	11	Brizard Antoine	-	-	-	-	
-	16	Bultor Daryl	-	-	-	-	
Others			-	-	-	-	
Total Team			31	10	16	57	54.39




Block

Avg. by set

Rk	No	Name	Kill Blocks	Faults	Rebounds	Total Attempts	Note
1	12	Boyer Stephen	2	2	2	6	0.67
1	14	Le Goff Nicolas	2	2	1	5	0.67
3	11	Brizard Antoine	1	-	4	5	0.33
-	2	Grebennikov Jenia	-	-	-	-	
-	5	Clevenot Trevor	-	-	-	-	
-	6	Toniutti Benjamin	-	-	-	-	
-	7	Tillie Kevin	-	-	-	-	
-	16	Bultor Daryl	-	-	-	-	
-	21	Chinenyeze BarthÚÍÚmy	-	1	5	6	
-	4	Patry Jean	-	2	1	3	
-	8	Lyneel Julien	-	3	-	3	
-	18	Rossard Thibault	-	2	-	2	
Others			-	-	-	-	
Total Team			5	12	13	30	1.67


Match: 8 **Date:** 15.09.2017 **Spectators:** 5'300
City: Osaka
Hall: Osaka Municipal Central Gymnasium
Match duration: **Start:** 15:40 **End:** 16:57 **Total:** 1:17

Teams	Sets	1	2	3	4	5	Total
FRA	0	20	17	16			53
USA	3	25	25	25			75
Set duration		0:23	0:24	0:24			1:11



FRA • France

Rk	No	Name	Aces	Faults	Serve Hits	Total Attempts	Note
1	14	Le Goff Nicolas	1	-	8	9	0.33
1	5	Clevenot Trevor	1	1	3	5	0.33
1	4	Patry Jean	1	4	5	10	0.33
-	2	Grebennikov Jenia	-	-	-	-	
-	6	Toniutti Benjamin	-	-	2	2	
-	7	Tillie Kevin	-	-	-	-	
-	16	Bultor Daryl	-	-	-	-	
-	21	Chinenyeze BarthÚÍÚmy	-	-	6	6	
-	8	Lyneel Julien	-	2	5	7	
-	11	Brizard Antoine	-	2	4	6	
-	18	Rossard Thibault	-	4	4	8	
-	12	Boyer Stephen	-	2	-	2	
Others			-	-	-	-	
Total Team			3	15	37	55	1.00




Serve

Avg. by set

Team	Opponent errors & Team faults	Aces	Faults	Total Attempts
		14	20	34

Rk	No	Name	Digs	Faults	Receptions	Total Attempts	Note
1	7	Tillie Kevin	5	2	4	11	1.67
2	4	Patry Jean	3	1	1	5	1.00
3	18	Rossard Thibault	2	2	5	9	0.67
4	11	Brizard Antoine	1	-	6	7	0.33
-	2	Grebennikov Jenia	-	-	-	-	
-	5	Clevenot Trevor	-	-	2	2	
-	12	Boyer Stephen	-	-	-	-	
-	16	Bultor Daryl	-	-	-	-	
-	6	Toniutti Benjamin	-	1	2	3	
-	8	Lyneel Julien	-	1	2	3	
-	21	Chinenyeze BarthÚÍÚmy	-	1	1	2	
-	14	Le Goff Nicolas	-	1	-	1	
Others			-	-	-	-	
Total Team			11	9	23	43	3.67



Dig

Avg. by set




Match: 8 **Date:** 15.09.2017 **Spectators:** 5'300
City: Osaka
Hall: Osaka Municipal Central Gymnasium
Match duration: **Start:** 15:40 **End:** 16:57 **Total:** 1:17

Teams	Sets	1	2	3	4	5	Total
FRA	0	20	17	16			53
USA	3	25	25	25			75
Set duration		0:23	0:24	0:24			1:11




FRA • France



Set

Avg. by set

Rk	No	Name	Running Sets	Faults	Still Sets	Total Attempts	Note
1	11	Brizard Antoine	25	2	15	42	8.33
2	6	Toniutti Benjamin	9	-	3	12	3.00
-	2	Grebennikov Jenia	-	-	-	-	
-	4	Patry Jean	-	-	-	-	
-	5	Clevenot Trevor	-	-	-	-	
-	7	Tillie Kevin	-	-	2	2	
-	8	Lyneel Julien	-	-	-	-	
-	12	Boyer Stephen	-	-	-	-	
-	14	Le Goff Nicolas	-	-	1	1	
-	16	Bultor Daryl	-	-	-	-	
-	18	Rossard Thibault	-	-	-	-	
-	21	Chinenyeze BarthÚlÚmy	-	-	-	-	
Others			-	-	-	-	
Total Team			34	2	21	57	11.33



Reception

Eff. %
Limit: 25.00%


Rk	No	Name	Excellents	Faults	Serve Receptions	Total Attempts	Note
1	18	Rossard Thibault	13	1	5	19	63.16
2	7	Tillie Kevin	6	5	7	18	5.56
-	8	Lyneel Julien	10	-	4	14	
-	5	Clevenot Trevor	2	1	3	6	
-	6	Toniutti Benjamin	-	-	1	1	
-	11	Brizard Antoine	-	-	1	1	
-	21	Chinenyeze BarthÚlÚmy	-	-	1	1	
-	2	Grebennikov Jenia	-	-	-	-	
-	4	Patry Jean	-	-	-	-	
-	12	Boyer Stephen	-	-	-	-	
-	14	Le Goff Nicolas	-	-	-	-	
-	16	Bultor Daryl	-	-	-	-	
Others			-	-	-	-	
Total Team			31	7	22	60	40.00

Match: 8 **Date:** 15.09.2017 **Spectators:** 5'300
City: Osaka
Hall: Osaka Municipal Central Gymnasium
Match duration: **Start:** 15:40 **End:** 16:57 **Total:** 1:17

Teams	Sets	1	2	3	4	5	Total
FRA	0	20	17	16			53
USA	3	25	25	25			75
Set duration		0:23	0:24	0:24			1:11




USA • USA



Spike

Succ. %
Limit: 15.00%

Rk	No	Name	Spikes	Faults	Shots	Total Attempts	Note
1	2	Russell Aaron	13	2	3	18	72.22
2	1	Anderson Matthew	10	1	4	15	66.67
3	3	Sander Taylor	9	3	5	17	52.94
-	17	Holt Maxwell	3	-	6	9	
-	20	Smith David	3	-	-	3	
-	11	Christenson Micah	1	-	-	1	
-	4	Jendryk II Jeffrey	-	-	-	-	
-	7	Shoji Kawika	-	-	-	-	
-	10	Jaeschke Thomas	-	-	-	-	
-	14	Patch Benjamin	-	-	-	-	
-	15	Clark Carson	-	-	-	-	
-	19	Averill Taylor	-	-	-	-	
-	21	Watten Dustin	-	-	-	-	
-	22	Shoji Erik	-	-	-	-	
Others			-	-	-	-	
Total Team			39	6	18	63	61.90



Block

Avg. by set


Rk	No	Name	Kill Blocks	Faults	Rebounds	Total Attempts	Note
1	2	Russell Aaron	2	2	2	6	0.67
1	1	Anderson Matthew	2	3	2	7	0.67
3	3	Sander Taylor	1	-	1	2	0.33
3	17	Holt Maxwell	1	1	5	7	0.33
3	11	Christenson Micah	1	1	1	3	0.33
-	4	Jendryk II Jeffrey	-	-	-	-	
-	7	Shoji Kawika	-	-	-	-	
-	10	Jaeschke Thomas	-	-	-	-	
-	14	Patch Benjamin	-	-	-	-	
-	15	Clark Carson	-	-	-	-	
-	19	Averill Taylor	-	-	1	1	
-	21	Watten Dustin	-	-	-	-	
-	22	Shoji Erik	-	-	-	-	
-	20	Smith David	-	2	4	6	
Others			-	-	-	-	
Total Team			7	9	16	32	2.33

Match: 8 **Date:** 15.09.2017 **Spectators:** 5'300
City: Osaka
Hall: Osaka Municipal Central Gymnasium
Match duration: **Start:** 15:40 **End:** 16:57 **Total:** 1:17

Teams	Sets	1	2	3	4	5	Total
FRA	0	20	17	16			53
USA	3	25	25	25			75
Set duration		0:23	0:24	0:24			1:11



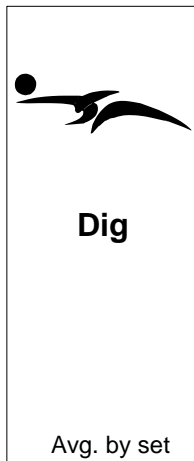
USA • USA



Rk	No	Name	Aces	Faults	Serve Hits	Total Attempts	Note
1	1	Anderson Matthew	5	1	13	19	1.67
2	3	Sander Taylor	2	-	6	8	0.67
3	11	Christenson Micah	1	1	6	8	0.33
-	4	Jendryk II Jeffrey	-	-	-	-	
-	10	Jaeschke Thomas	-	-	-	-	
-	14	Patch Benjamin	-	-	-	-	
-	15	Clark Carson	-	-	-	-	
-	21	Watten Dustin	-	-	-	-	
-	22	Shoji Erik	-	-	-	-	
-	20	Smith David	-	3	14	17	
-	2	Russell Aaron	-	2	8	10	
-	7	Shoji Kawika	-	1	2	3	
-	17	Holt Maxwell	-	2	4	6	
-	19	Averill Taylor	-	1	1	2	
Others			-	-	-	-	
Total Team			8	11	54	73	2.67



Opponent errors & Team faults	21	14		35	
-------------------------------	----	----	--	----	--



Rk	No	Name	Digs	Faults	Receptions	Total Attempts	Note
1	22	Shoji Erik	6	1	3	10	2.00
2	11	Christenson Micah	2	2	6	10	0.67
2	3	Sander Taylor	2	2	5	9	0.67
2	1	Anderson Matthew	2	2	2	6	0.67
2	17	Holt Maxwell	2	2	2	6	0.67
-	4	Jendryk II Jeffrey	-	-	-	-	
-	7	Shoji Kawika	-	-	2	2	
-	10	Jaeschke Thomas	-	-	-	-	
-	14	Patch Benjamin	-	-	-	-	
-	15	Clark Carson	-	-	-	-	
-	19	Averill Taylor	-	-	-	-	
-	21	Watten Dustin	-	-	-	-	
-	2	Russell Aaron	-	1	3	4	
-	20	Smith David	-	2	2	4	
Others			-	-	-	-	
Total Team			14	12	25	51	4.67


P-3 VOLLEYBALL • Match players ranking

FIVB Men's Grand Champions Cup 2017


Round robin

Match: 8 **Date:** 15.09.2017 **Spectators:** 5'300
City: Osaka
Hall: Osaka Municipal Central Gymnasium
Match duration: **Start:** 15:40 **End:** 16:57 **Total:** 1:17

Teams	Sets	1	2	3	4	5	Total
FRA	0	20	17	16			53
USA	3	25	25	25			75
Set duration		0:23	0:24	0:24			1:11




USA • USA



Set

Avg. by set

Rk	No	Name	Running Sets	Faults	Still Sets	Total Attempts	Note
1	11	Christenson Micah	30	-	20	50	10.00
2	22	Shoji Erik	2	-	1	3	0.67
3	2	Russell Aaron	1	-	1	2	0.33
-	1	Anderson Matthew	-	-	-	-	
-	3	Sander Taylor	-	-	-	-	
-	4	Jendryk II Jeffrey	-	-	-	-	
-	7	Shoji Kawika	-	-	-	-	
-	10	Jaeschke Thomas	-	-	-	-	
-	14	Patch Benjamin	-	-	-	-	
-	15	Clark Carson	-	-	-	-	
-	17	Holt Maxwell	-	-	1	1	
-	19	Averill Taylor	-	-	-	-	
-	20	Smith David	-	-	1	1	
-	21	Watten Dustin	-	-	-	-	
Others			-	-	-	-	
Total Team			33	-	24	57	11.00



Reception

Eff. %
Limit: 25.00%

Rk	No	Name	Excellents	Faults	Serve Receptions	Total Attempts	Note
1	22	Shoji Erik	8	-	3	11	72.73
2	3	Sander Taylor	9	1	7	17	47.06
-	1	Anderson Matthew	2	-	3	5	
-	2	Russell Aaron	3	-	2	5	
-	11	Christenson Micah	-	-	1	1	
-	4	Jendryk II Jeffrey	-	-	-	-	
-	7	Shoji Kawika	-	-	-	-	
-	10	Jaeschke Thomas	-	-	-	-	
-	14	Patch Benjamin	-	-	-	-	
-	15	Clark Carson	-	-	-	-	
-	17	Holt Maxwell	-	-	-	-	
-	19	Averill Taylor	-	-	-	-	
-	20	Smith David	-	-	-	-	
-	21	Watten Dustin	-	-	-	-	
Others			-	-	-	-	
Total Team			22	1	16	39	53.85