

Match: 20 **Date:** 20.11.2013 **Spectators:** 1'630
City: Kyoto
Hall: Kyoto Prefectural Gymnasium
Match duration: **Start:** 16:10 **End:** 17:50 **Total:** 1:40

Teams	Sets	1	2	3	4	5	Total
BRA	3	31	25	25			81
USA	0	29	23	23			75
Set duration		0:35	0:29	0:30			1:34



BRA • Brazil

Spike

Succ. %
Limit: 15.00%

Rk	No	Name	Spikes	Faults	Shots	Total Attempts	Note
1	18	Borges Almeida Silva Mauricio (OS)	10	4	5	19	52.63
2	4	De Souza Wallace (OS)	10	3	11	24	41.67
3	8	Lucarelli Santos De Souza Ricardo (U)	5	3	14	22	22.73
-	16	Saatkamp Lucas (U)	6	2	5	13	
-	5	Dos Santos Jr. Sidnei (MB)	7	-	3	10	
-	9	Guerra Evandro M. (U)	3	-	3	6	
-	1	Rezende Bruno Mossa (S)	2	-	1	3	
-	11	Alves Thiago Soares (OS)	-	-	-	-	
-	12	Fonteles Luiz Felipe Marques (OS)	-	-	-	-	
-	13	Souza Maurício (U)	-	-	-	-	
-	19	Da Silva Pedreira Junior Mario (U)	-	-	-	-	
-	20	Vieira De Oliveira Raphael (S)	-	-	-	-	
Others			-	-	-	-	
Total Team			43	12	42	97	44.33

Block

Avg. by set

Rk	No	Name	Kill Blocks	Faults	Rebounds	Total Attempts	Note
1	4	De Souza Wallace (OS)	2	-	4	6	0.67
1	18	Borges Almeida Silva Mauricio (OS)	2	3	6	11	0.67
1	16	Saatkamp Lucas (U)	2	6	6	14	0.67
4	8	Lucarelli Santos De Souza Ricardo (U)	1	-	2	3	0.33
4	1	Rezende Bruno Mossa (S)	1	2	4	7	0.33
4	5	Dos Santos Jr. Sidnei (MB)	1	3	5	9	0.33
4	9	Guerra Evandro M. (U)	1	2	1	4	0.33
-	11	Alves Thiago Soares (OS)	-	-	-	-	
-	12	Fonteles Luiz Felipe Marques (OS)	-	-	-	-	
-	13	Souza Maurício (U)	-	-	-	-	
-	19	Da Silva Pedreira Junior Mario (U)	-	-	-	-	
-	20	Vieira De Oliveira Raphael (S)	-	-	-	-	
Others			-	-	-	-	
Total Team			10	16	28	54	3.33

Match: 20 **Date:** 20.11.2013 **Spectators:** 1'630
City: Kyoto
Hall: Kyoto Prefectural Gymnasium
Match duration: **Start:** 16:10 **End:** 17:50 **Total:** 1:40

Teams	Sets	1	2	3	4	5	Total
BRA	3	31	25	25			81
USA	0	29	23	23			75
Set duration		0:35	0:29	0:30			1:34



BRA • Brazil

Rk	No	Name	Aces	Faults	Serve Hits	Total Attempts	Note
1	8	Lucarelli Santos De Souza Ricardo (U)	1	1	13	15	0.33
1	18	Borges Almeida Silva Mauricio (OS)	1	1	8	10	0.33
1	5	Dos Santos Jr. Sidnei (MB)	1	4	13	18	0.33
-	1	Rezende Bruno Mossa (S)	-	-	14	14	
-	9	Guerra Evandro M. (U)	-	-	-	-	
-	11	Alves Thiago Soares (OS)	-	-	-	-	
-	12	Fonteles Luiz Felipe Marques (OS)	-	-	-	-	
-	13	Souza Maurício (U)	-	-	1	1	
-	19	Da Silva Pedreira Junior Mario (U)	-	-	-	-	
-	20	Vieira De Oliveira Raphael (S)	-	-	5	5	
-	4	De Souza Wallace (OS)	-	3	6	9	
-	16	Saatkamp Lucas (U)	-	4	4	8	
Others			-	-	-	-	
Total Team			3	13	64	80	1.00

Serve

Avg. by set

Team	Opponent errors & Team faults	Aces	Faults	Total Attempts
		25	16	41

Rk	No	Name	Digs	Faults	Receptions	Total Attempts	Note
1	19	Da Silva Pedreira Junior Mario (U)	11	4	3	18	3.67
2	8	Lucarelli Santos De Souza Ricardo (U)	7	2	5	14	2.33
3	18	Borges Almeida Silva Mauricio (OS)	3	4	6	13	1.00
4	4	De Souza Wallace (OS)	2	2	5	9	0.67
5	20	Vieira De Oliveira Raphael (S)	1	-	-	1	0.33
5	1	Rezende Bruno Mossa (S)	1	3	4	8	0.33
-	5	Dos Santos Jr. Sidnei (MB)	-	-	-	-	
-	9	Guerra Evandro M. (U)	-	-	1	1	
-	11	Alves Thiago Soares (OS)	-	-	-	-	
-	12	Fonteles Luiz Felipe Marques (OS)	-	-	-	-	
-	13	Souza Maurício (U)	-	-	-	-	
-	16	Saatkamp Lucas (U)	-	1	2	3	
Others			-	-	-	-	
Total Team			25	16	26	67	8.33

Dig

Avg. by set



Match: 20 **Date:** 20.11.2013 **Spectators:** 1'630
City: Kyoto
Hall: Kyoto Prefectural Gymnasium
Match duration: **Start:** 16:10 **End:** 17:50 **Total:** 1:40

Teams	Sets	1	2	3	4	5	Total
BRA	3	31	25	25			81
USA	0	29	23	23			75
Set duration		0:35	0:29	0:30			1:34



BRA • Brazil

Set

Avg. by set

Rk	No	Name	Running Sets	Faults	Still Sets	Total Attempts	Note
1	1	Rezende Bruno Mossa (S)	34	1	35	70	11.33
2	20	Vieira De Oliveira Raphael (S)	5	-	7	12	1.67
3	18	Borges Almeida Silva Mauricio (OS)	1	-	5	6	0.33
-	4	De Souza Wallace (OS)	-	-	1	1	
-	5	Dos Santos Jr. Sidnei (MB)	-	-	-	-	
-	8	Lucarelli Santos De Souza Ricardo (U)	-	-	1	1	
-	9	Guerra Evandro M. (U)	-	-	-	-	
-	11	Alves Thiago Soares (OS)	-	-	-	-	
-	12	Fonteles Luiz Felipe Marques (OS)	-	-	-	-	
-	13	Souza Maurício (U)	-	-	-	-	
-	16	Saatkamp Lucas (U)	-	-	-	-	
-	19	Da Silva Pedreira Junior Mario (U)	-	-	2	2	
Others			-	-	-	-	
Total Team			40	1	51	92	13.33


Reception

Eff. %
Limit: 25.00%

Rk	No	Name	Excellents	Faults	Serve Receptions	Total Attempts	Note
1	18	Borges Almeida Silva Mauricio (OS)	19	1	9	29	62.07
-	8	Lucarelli Santos De Souza Ricardo (U)	10	-	4	14	
-	19	Da Silva Pedreira Junior Mario (U)	6	-	7	13	
-	1	Rezende Bruno Mossa (S)	-	-	1	1	
-	4	De Souza Wallace (OS)	-	-	-	-	
-	5	Dos Santos Jr. Sidnei (MB)	-	-	-	-	
-	9	Guerra Evandro M. (U)	-	-	-	-	
-	11	Alves Thiago Soares (OS)	-	-	-	-	
-	12	Fonteles Luiz Felipe Marques (OS)	-	-	-	-	
-	13	Souza Maurício (U)	-	-	-	-	
-	16	Saatkamp Lucas (U)	-	-	-	-	
-	20	Vieira De Oliveira Raphael (S)	-	-	-	-	
Others			-	-	-	-	
Total Team			35	1	21	57	59.65

Match: 20 **Date:** 20.11.2013 **Spectators:** 1'630
City: Kyoto
Hall: Kyoto Prefectural Gymnasium
Match duration: **Start:** 16:10 **End:** 17:50 **Total:** 1:40

Teams	Sets	1	2	3	4	5	Total
BRA	3	31	25	25			81
USA	0	29	23	23			75
Set duration		0:35	0:29	0:30			1:34



USA • USA

Spike

Succ. %
Limit: 15.00%

Rk	No	Name	Spikes	Faults	Shots	Total Attempts	Note
1	1	Anderson Matthew (OS)	13	5	13	31	41.94
2	2	Rooney Sean (OS)	10	2	12	24	41.67
3	8	Priddy William (OS)	9	5	10	24	37.50
-	17	Holt Maxwell (MB)	5	1	2	8	
-	4	Lee David (MB)	3	2	3	8	
-	11	Christenson Micah (S)	3	-	1	4	
-	7	Shoji Kawika (S)	-	-	-	-	
-	9	Troy Murphy (OS)	-	-	-	-	
-	13	Tavana Vaafuti (MB)	-	-	-	-	
-	14	Menzel Jeffrey (OS)	-	-	-	-	
-	15	Clark Carson (OS)	-	-	-	-	
-	19	Shoji Erik (L)	-	-	-	-	
Others			-	-	-	-	
Total Team			43	15	41	99	43.43


Block

Avg. by set

Rk	No	Name	Kill Blocks	Faults	Rebounds	Total Attempts	Note
1	1	Anderson Matthew (OS)	3	-	4	7	1.00
2	17	Holt Maxwell (MB)	2	3	5	10	0.67
3	4	Lee David (MB)	1	3	3	7	0.33
-	7	Shoji Kawika (S)	-	-	-	-	
-	9	Troy Murphy (OS)	-	-	-	-	
-	13	Tavana Vaafuti (MB)	-	-	-	-	
-	14	Menzel Jeffrey (OS)	-	-	-	-	
-	15	Clark Carson (OS)	-	-	-	-	
-	19	Shoji Erik (L)	-	-	-	-	
-	11	Christenson Micah (S)	-	1	3	4	
-	8	Priddy William (OS)	-	3	7	10	
-	2	Rooney Sean (OS)	-	1	2	3	
Others			-	-	-	-	
Total Team			6	11	24	41	2.00

Match: 20 **Date:** 20.11.2013 **Spectators:** 1'630
City: Kyoto
Hall: Kyoto Prefectural Gymnasium
Match duration: **Start:** 16:10 **End:** 17:50 **Total:** 1:40

Teams	Sets	1	2	3	4	5	Total
BRA	3	31	25	25			81
USA	0	29	23	23			75
Set duration		0:35	0:29	0:30			1:34



USA • USA

Rk	No	Name	Aces	Faults	Serve Hits	Total Attempts	Note
1	7	Shoji Kawika (S)	1	-	3	4	0.33
1	11	Christenson Micah (S)	1	3	12	16	0.33
1	8	Priddy William (OS)	1	3	7	11	0.33
1	17	Holt Maxwell (MB)	1	4	6	11	0.33
1	1	Anderson Matthew (OS)	1	5	6	12	0.33
-	4	Lee David (MB)	-	-	14	14	
-	9	Troy Murphy (OS)	-	-	-	-	
-	13	Tavana Vaafuti (MB)	-	-	-	-	
-	14	Menzel Jeffrey (OS)	-	-	-	-	
-	15	Clark Carson (OS)	-	-	-	-	
-	19	Shoji Erik (L)	-	-	-	-	
-	2	Rooney Sean (OS)	-	1	7	8	
Others			-	-	-	-	
Total Team			5	16	55	76	1.67

Serve

Avg. by set

Team	Opponent errors & Team faults	Aces	Faults	Total Attempts
		21	21	42

Rk	No	Name	Digs	Faults	Receptions	Total Attempts	Note
1	11	Christenson Micah (S)	10	2	3	15	3.33
2	1	Anderson Matthew (OS)	6	1	5	12	2.00
3	8	Priddy William (OS)	4	3	8	15	1.33
3	19	Shoji Erik (L)	4	6	9	19	1.33
5	2	Rooney Sean (OS)	2	2	6	10	0.67
6	17	Holt Maxwell (MB)	1	1	3	5	0.33
6	4	Lee David (MB)	1	1	-	2	0.33
-	7	Shoji Kawika (S)	-	-	-	-	
-	9	Troy Murphy (OS)	-	-	-	-	
-	13	Tavana Vaafuti (MB)	-	-	-	-	
-	14	Menzel Jeffrey (OS)	-	-	-	-	
-	15	Clark Carson (OS)	-	-	-	-	
Others			-	-	-	-	
Total Team			28	16	34	78	9.33


Dig

Avg. by set



Match: 20 **Date:** 20.11.2013 **Spectators:** 1'630
City: Kyoto
Hall: Kyoto Prefectural Gymnasium
Match duration: **Start:** 16:10 **End:** 17:50 **Total:** 1:40

Teams	Sets	1	2	3	4	5	Total
BRA	3	31	25	25			81
USA	0	29	23	23			75
Set duration		0:35	0:29	0:30			1:34



USA • USA

Set

Avg. by set

Rk	No	Name	Running Sets	Faults	Still Sets	Total Attempts	Note
1	11	Christenson Micah (S)	22	1	55	78	7.33
-	1	Anderson Matthew (OS)	-	-	3	3	
-	2	Rooney Sean (OS)	-	-	1	1	
-	4	Lee David (MB)	-	-	-	-	
-	7	Shoji Kawika (S)	-	-	-	-	
-	8	Priddy William (OS)	-	-	1	1	
-	9	Troy Murphy (OS)	-	-	-	-	
-	13	Tavana Vaafuti (MB)	-	-	-	-	
-	14	Menzel Jeffrey (OS)	-	-	-	-	
-	15	Clark Carson (OS)	-	-	-	-	
-	17	Holt Maxwell (MB)	-	-	1	1	
-	19	Shoji Erik (L)	-	-	4	4	
Others			-	-	-	-	
Total Team			22	1	65	88	7.33

Reception

Eff. %
Limit: 25.00%

Rk	No	Name	Excellents	Faults	Serve Receptions	Total Attempts	Note
1	19	Shoji Erik (L)	10	1	6	17	52.94
2	8	Priddy William (OS)	7	-	28	35	20.00
-	2	Rooney Sean (OS)	6	-	6	12	
-	1	Anderson Matthew (OS)	-	-	1	1	
-	4	Lee David (MB)	-	-	-	-	
-	7	Shoji Kawika (S)	-	-	-	-	
-	9	Troy Murphy (OS)	-	-	-	-	
-	11	Christenson Micah (S)	-	-	-	-	
-	13	Tavana Vaafuti (MB)	-	-	-	-	
-	14	Menzel Jeffrey (OS)	-	-	-	-	
-	15	Clark Carson (OS)	-	-	-	-	
-	17	Holt Maxwell (MB)	-	-	-	-	
Others			-	-	-	-	
Total Team			23	1	41	65	33.85

