


Match: 27 **Date:** 05.06.2016 **Spectators:** 5'800
City: Tokyo
Hall: Tokyo Metropolitan Gymnasium
Match duration: **Start:** 15:40 **End:** 16:59 **Total:** 1:19

Teams	Sets	1	2	3	4	5	Total
AUS	0	21	15	25			61
POL	3	25	25	27			77
Set duration		0:22	0:22	0:29			1:13




AUS • Australia



Spike

Succ. %
Limit: 15.00%

Rk	No	Name	Spikes	Faults	Shots	Total Attempts	Note
1	3	Roberts Nathan	11	3	8	22	50.00
1	6	Edgar Thomas	7	4	3	14	50.00
3	17	Carroll Paul	6	3	5	14	42.86
-	1	Zingel Aidan	5	-	3	8	
-	12	Mote Nehemiah	2	-	2	4	
-	9	Staples Max	1	-	2	3	
-	13	Walker Samuel	-	1	2	3	
-	2	Guymer Jacob Ross	2	-	-	2	
-	4	Sanderson Paul	-	1	1	2	
-	5	Passier Travis	-	-	-	-	
-	8	Borgeaud Jacques	-	-	-	-	
-	10	Bell Benjamin	-	-	-	-	
-	11	Perry Luke	-	-	-	-	
-	14	Sukochev Grigory	-	-	-	-	
Others			-	-	-	-	
Total Team			34	12	26	72	47.22



Block

Avg. by set

Rk	No	Name	Kill Blocks	Faults	Rebounds	Total Attempts	Note
1	2	Guymer Jacob Ross	1	2	1	4	0.33
1	3	Roberts Nathan	1	5	3	9	0.33
1	1	Zingel Aidan	1	7	4	12	0.33
-	5	Passier Travis	-	-	-	-	
-	8	Borgeaud Jacques	-	-	-	-	
-	10	Bell Benjamin	-	-	-	-	
-	11	Perry Luke	-	-	-	-	
-	13	Walker Samuel	-	-	1	1	
-	12	Mote Nehemiah	-	2	4	6	
-	4	Sanderson Paul	-	1	1	2	
-	14	Sukochev Grigory	-	4	4	8	
-	6	Edgar Thomas	-	3	1	4	
-	9	Staples Max	-	1	-	1	
-	17	Carroll Paul	-	1	-	1	
Others			-	-	-	-	
Total Team			3	26	19	48	1.00


Match: 27 **Date:** 05.06.2016 **Spectators:** 5'800
City: Tokyo
Hall: Tokyo Metropolitan Gymnasium
Match duration: **Start:** 15:40 **End:** 16:59 **Total:** 1:19

Teams	Sets	1	2	3	4	5	Total
AUS	0	21	15	25			61
POL	3	25	25	27			77
Set duration		0:22	0:22	0:29			1:13



AUS • Australia

Rk	No	Name	Aces	Faults	Serve Hits	Total Attempts	Note
1	1	Zingel Aidan	1	1	10	12	0.33
-	2	Guymer Jacob Ross	-	-	5	5	
-	5	Passier Travis	-	-	-	-	
-	8	Borgeaud Jacques	-	-	-	-	
-	10	Bell Benjamin	-	-	1	1	
-	11	Perry Luke	-	-	-	-	
-	13	Walker Samuel	-	-	5	5	
-	14	Sukochev Grigory	-	-	11	11	
-	3	Roberts Nathan	-	1	9	10	
-	4	Sanderson Paul	-	1	4	5	
-	6	Edgar Thomas	-	1	3	4	
-	12	Mote Nehemiah	-	2	3	5	
-	17	Carroll Paul	-	2	2	4	
-	9	Staples Max	-	1	-	1	
Others			-	-	-	-	
Total Team			1	9	53	63	0.33




Serve

Avg. by set

Team	Opponent errors & Team faults	Aces	Faults	Total Attempts
	Opponent errors & Team faults	23	14	37

Rk	No	Name	Digs	Faults	Receptions	Total Attempts	Note
1	11	Perry Luke	6	3	5	14	2.00
2	4	Sanderson Paul	1	-	-	1	0.33
2	9	Staples Max	1	-	-	1	0.33
2	12	Mote Nehemiah	1	-	-	1	0.33
2	13	Walker Samuel	1	2	1	4	0.33
-	2	Guymer Jacob Ross	-	-	1	1	
-	5	Passier Travis	-	-	-	-	
-	8	Borgeaud Jacques	-	-	-	-	
-	10	Bell Benjamin	-	-	-	-	
-	3	Roberts Nathan	-	1	3	4	
-	6	Edgar Thomas	-	1	3	4	
-	1	Zingel Aidan	-	1	2	3	
-	14	Sukochev Grigory	-	2	4	6	
-	17	Carroll Paul	-	1	2	3	
Others			-	-	-	-	
Total Team			10	11	21	42	3.33



Dig

Avg. by set




Match: 27 **Date:** 05.06.2016 **Spectators:** 5'800
City: Tokyo
Hall: Tokyo Metropolitan Gymnasium
Match duration: **Start:** 15:40 **End:** 16:59 **Total:** 1:19

Teams	Sets	1	2	3	4	5	Total
AUS	0	21	15	25			61
POL	3	25	25	27			77
Set duration		0:22	0:22	0:29			1:13




AUS • Australia



Set

Avg. by set

Rk	No	Name	Running Sets	Faults	Still Sets	Total Attempts	Note
1	14	Sukochev Grigory	19	-	34	53	6.33
2	10	Bell Benjamin	3	1	3	7	1.00
-	1	Zingel Aidan	-	-	-	-	
-	2	Guymer Jacob Ross	-	-	-	-	
-	3	Roberts Nathan	-	-	3	3	
-	4	Sanderson Paul	-	-	-	-	
-	5	Passier Travis	-	-	-	-	
-	6	Edgar Thomas	-	-	-	-	
-	8	Borgeaud Jacques	-	-	-	-	
-	9	Staples Max	-	-	1	1	
-	11	Perry Luke	-	-	7	7	
-	12	Mote Nehemiah	-	-	-	-	
-	13	Walker Samuel	-	-	-	-	
-	17	Carroll Paul	-	-	-	-	
Others			-	-	-	-	
Total Team			22	1	48	71	7.33



Reception

Eff. %
Limit: 25.00%

Rk	No	Name	Excellents	Faults	Serve Receptions	Total Attempts	Note
1	3	Roberts Nathan	5	2	7	14	21.43
-	4	Sanderson Paul	6	1	6	13	
-	11	Perry Luke	5	-	7	12	
-	9	Staples Max	1	-	7	8	
-	13	Walker Samuel	2	1	3	6	
-	2	Guymer Jacob Ross	2	-	-	2	
-	1	Zingel Aidan	-	-	-	-	
-	5	Passier Travis	-	-	-	-	
-	6	Edgar Thomas	-	-	-	-	
-	8	Borgeaud Jacques	-	-	-	-	
-	10	Bell Benjamin	-	-	-	-	
-	12	Mote Nehemiah	-	-	-	-	
-	14	Sukochev Grigory	-	-	-	-	
-	17	Carroll Paul	-	-	-	-	
Others			-	-	-	-	
Total Team			21	4	30	55	30.91

Match: 27 Date: 05.06.2016 Spectators: 5'800

City: Tokyo


Hall: Tokyo Metropolitan Gymnasium

Match duration: Start: 15:40 End: 16:59 Total: 1:19

Teams	Sets	1	2	3	4	5	Total
AUS	0	21	15	25			61
POL	3	25	25	27			77
Set duration		0:22	0:22	0:29			1:13




POL • Poland



Spike

Succ. %
Limit: 15.00%

Rk	No	Name	Spikes	Faults	Shots	Total Attempts	Note
1	21	Buszek Rafal	10	2	4	16	62.50
2	25	Szalpuk Artur	8	-	5	13	61.54
3	23	Bieniek Mateusz	8	1	6	15	53.33
4	3	Konarski Dawid	13	2	10	25	52.00
-	1	Nowakowski Piotr	8	-	-	8	
-	12	Lomacz Grzegorz	1	-	-	1	
-	6	Kurek Bartosz	-	-	-	-	
-	7	Klos Karol	-	-	-	-	
-	11	Drzyzga Fabian	-	-	-	-	
-	13	Kubiak Michal	-	-	-	-	
-	15	Gacek Piotr	-	-	-	-	
-	17	Zatorski Pawel	-	-	-	-	
-	18	Mozdzonek Marcin	-	-	-	-	
-	20	Mika Mateusz	-	-	-	-	
Others			-	-	-	-	
Total Team			48	5	25	78	61.54



Block

Avg. by set

Rk	No	Name	Kill Blocks	Faults	Rebounds	Total Attempts	Note
1	3	Konarski Dawid	4	1	5	10	1.33
2	1	Nowakowski Piotr	1	1	6	8	0.33
2	25	Szalpuk Artur	1	1	2	4	0.33
2	23	Bieniek Mateusz	1	4	5	10	0.33
-	6	Kurek Bartosz	-	-	-	-	
-	7	Klos Karol	-	-	-	-	
-	11	Drzyzga Fabian	-	-	-	-	
-	13	Kubiak Michal	-	-	-	-	
-	15	Gacek Piotr	-	-	-	-	
-	17	Zatorski Pawel	-	-	-	-	
-	18	Mozdzonek Marcin	-	-	-	-	
-	20	Mika Mateusz	-	-	-	-	
-	21	Buszek Rafal	-	1	2	3	
-	12	Lomacz Grzegorz	-	4	1	5	
Others			-	-	-	-	
Total Team			7	12	21	40	2.33

Match: 27 Date: 05.06.2016 Spectators: 5'800

City: Tokyo

Hall: Tokyo Metropolitan Gymnasium

Match duration: Start: 15:40 End: 16:59 Total: 1:19

Teams	Sets	1	2	3	4	5	Total
AUS	0	21	15	25			61
POL	3	25	25	27			77
Set duration		0:22	0:22	0:29			1:13



POL • Poland

Rk	No	Name	Aces	Faults	Serve Hits	Total Attempts	Note
1	25	Szalpuk Artur	1	2	8	11	0.33
1	23	Bieniek Mateusz	1	4	8	13	0.33
1	3	Konarski Dawid	1	7	8	16	0.33
-	6	Kurek Bartosz	-	-	-	-	
-	7	Klos Karol	-	-	-	-	
-	11	Drzyzga Fabian	-	-	-	-	
-	13	Kubiak Michal	-	-	-	-	
-	15	Gacek Piotr	-	-	-	-	
-	17	Zatorski Pawel	-	-	-	-	
-	18	Mozdzonek Marcin	-	-	-	-	
-	20	Mika Mateusz	-	-	-	-	
-	12	Lomacz Grzegorz	-	1	13	14	
-	1	Nowakowski Piotr	-	1	9	10	
-	21	Buszek Rafal	-	3	8	11	
Others			-	-	-	-	
Total Team			3	18	54	75	1.00

Serve

Avg. by set

Team	Opponent errors & Team faults	Aces	Faults	Total Attempts
		19	7	26

Rk	No	Name	Digs	Faults	Receptions	Total Attempts	Note
1	1	Nowakowski Piotr	5	-	-	5	1.67
1	15	Gacek Piotr	5	3	3	11	1.67
3	23	Bieniek Mateusz	4	1	3	8	1.33
3	25	Szalpuk Artur	4	3	4	11	1.33
5	12	Lomacz Grzegorz	2	4	3	9	0.67
6	3	Konarski Dawid	1	-	4	5	0.33
6	21	Buszek Rafal	1	3	3	7	0.33
-	6	Kurek Bartosz	-	-	-	-	
-	7	Klos Karol	-	-	-	-	
-	11	Drzyzga Fabian	-	-	-	-	
-	13	Kubiak Michal	-	-	-	-	
-	17	Zatorski Pawel	-	-	-	-	
-	18	Mozdzonek Marcin	-	-	-	-	
-	20	Mika Mateusz	-	-	-	-	
Others			-	-	-	-	
Total Team			22	14	20	56	7.33

Dig

Avg. by set

Match: 27 Date: 05.06.2016 Spectators: 5'800

City: Tokyo


Hall: Tokyo Metropolitan Gymnasium

Match duration: Start: 15:40 End: 16:59 Total: 1:19

Teams	Sets	1	2	3	4	5	Total
AUS	0	21	15	25			61
POL	3	25	25	27			77
Set duration		0:22	0:22	0:29			1:13




POL • Poland



Set

Avg. by set

Rk	No	Name	Running Sets	Faults	Still Sets	Total Attempts	Note
1	12	Lomacz Grzegorz	30	1	42	73	10.00
2	25	Szalpuk Artur	1	1	2	4	0.33
-	1	Nowakowski Piotr	-	-	-	-	
-	3	Konarski Dawid	-	-	-	-	
-	6	Kurek Bartosz	-	-	-	-	
-	7	Klos Karol	-	-	-	-	
-	11	Drzyzga Fabian	-	-	-	-	
-	13	Kubiak Michal	-	-	-	-	
-	15	Gacek Piotr	-	-	2	2	
-	17	Zatorski Pawel	-	-	-	-	
-	18	Mozdzonek Marcin	-	-	-	-	
-	20	Mika Mateusz	-	-	-	-	
-	21	Buszek Rafal	-	-	-	-	
-	23	Bieniek Mateusz	-	-	1	1	
Others			-	-	-	-	
Total Team			31	2	47	80	10.33



Reception

Eff. %
Limit: 25.00%

Rk	No	Name	Excellents	Faults	Serve Receptions	Total Attempts	Note
1	21	Buszek Rafal	25	1	15	41	58.54
-	23	Bieniek Mateusz	1	-	1	2	
-	1	Nowakowski Piotr	1	-	-	1	
-	12	Lomacz Grzegorz	1	-	-	1	
-	25	Szalpuk Artur	-	-	1	1	
-	3	Konarski Dawid	-	-	-	-	
-	6	Kurek Bartosz	-	-	-	-	
-	7	Klos Karol	-	-	-	-	
-	11	Drzyzga Fabian	-	-	-	-	
-	13	Kubiak Michal	-	-	-	-	
-	17	Zatorski Pawel	-	-	-	-	
-	18	Mozdzonek Marcin	-	-	-	-	
-	20	Mika Mateusz	-	-	-	-	
-	15	Gacek Piotr	1	2	5	8	
Others			-	-	-	-	
Total Team			29	3	22	54	48.15