


Match: 21 Date: 04.06.2016 Spectators: 1'500

City: Tokyo


Hall: Tokyo Metropolitan Gymnasium

Match duration: Start: 10:10 End: 12:01 Total: 1:51

Teams	Sets	1	2	3	4	5	Total
CHN	1	23	22	25	24		94
AUS	3	25	25	20	26		96
Set duration		0:25	0:25	0:25	0:27		1:42




CHN • China



Spike

Succ. %
Limit: 15.00%

Rk	No	Name	Spikes	Faults	Shots	Total Attempts	Note
1	4	Zhang Chen	16	6	8	30	53.33
2	14	Dai Qingyao	10	4	16	30	33.33
-	10	Ji Daoshuai	7	5	5	17	
-	2	Chen Longhai	7	3	2	12	
-	3	Yuan Zhi	4	2	5	11	
-	7	Zhong Weijun	2	2	5	9	
-	11	Geng Xin	3	3	2	8	
-	5	Li Yuanbo	1	-	1	2	
-	6	Li Runming	-	-	-	-	
-	8	Cui Jianjun	-	-	-	-	
-	9	Jiao Shuai	-	-	-	-	
-	12	Rao Shuhan	-	-	-	-	
-	15	Chu Hui	-	-	-	-	
-	16	Tong Jiahua	-	-	-	-	
Others			-	-	-	-	
Total Team			50	25	44	119	42.02




Block

Avg. by set

Rk	No	Name	Kill Blocks	Faults	Rebounds	Total Attempts	Note
1	5	Li Yuanbo	3	2	3	8	0.75
1	6	Li Runming	3	2	-	5	0.75
1	2	Chen Longhai	3	6	5	14	0.75
4	14	Dai Qingyao	2	2	4	8	0.50
4	7	Zhong Weijun	2	2	2	6	0.50
-	8	Cui Jianjun	-	-	-	-	
-	9	Jiao Shuai	-	-	-	-	
-	12	Rao Shuhan	-	-	-	-	
-	15	Chu Hui	-	-	-	-	
-	16	Tong Jiahua	-	-	-	-	
-	11	Geng Xin	-	2	4	6	
-	4	Zhang Chen	-	2	3	5	
-	10	Ji Daoshuai	-	2	2	4	
-	3	Yuan Zhi	-	1	-	1	
Others			-	-	-	-	
Total Team			13	21	23	57	3.25


Match: 21 Date: 04.06.2016 Spectators: 1'500
City: Tokyo
Hall: Tokyo Metropolitan Gymnasium
Match duration: Start: 10:10 End: 12:01 Total: 1:51

Teams	Sets	1	2	3	4	5	Total
CHN	1	23	22	25	24		94
AUS	3	25	25	20	26		96
Set duration		0:25	0:25	0:25	0:27		1:42



CHN • China

Rk	No	Name	Aces	Faults	Serve Hits	Total Attempts	Note
1	2	Chen Longhai	2	-	11	13	0.50
2	4	Zhang Chen	1	-	16	17	0.25
2	14	Dai Qingyao	1	-	13	14	0.25
2	8	Cui Jianjun	1	2	4	7	0.25
2	10	Ji Daoshuai	1	3	6	10	0.25
-	6	Li Runming	-	-	10	10	
-	9	Jiao Shuai	-	-	3	3	
-	11	Geng Xin	-	-	4	4	
-	12	Rao Shuhan	-	-	-	-	
-	15	Chu Hui	-	-	-	-	
-	16	Tong Jiahua	-	-	-	-	
-	5	Li Yuanbo	-	1	5	6	
-	3	Yuan Zhi	-	1	4	5	
-	7	Zhong Weijun	-	2	4	6	
Others			-	-	-	-	
Total Team			6	9	80	95	1.50




Serve

Avg. by set

Team	Opponent errors & Team faults	Aces	Faults	Total Attempts
		25	18	43

Rk	No	Name	Digs	Faults	Receptions	Total Attempts	Note
1	16	Tong Jiahua	9	1	4	14	2.25
1	15	Chu Hui	9	5	-	14	2.25
3	4	Zhang Chen	4	-	3	7	1.00
4	6	Li Runming	3	2	1	6	0.75
5	14	Dai Qingyao	2	1	1	4	0.50
5	10	Ji Daoshuai	2	3	4	9	0.50
7	2	Chen Longhai	1	-	1	2	0.25
7	8	Cui Jianjun	1	-	-	1	0.25
7	7	Zhong Weijun	1	2	2	5	0.25
7	5	Li Yuanbo	1	1	-	2	0.25
-	3	Yuan Zhi	-	-	1	1	
-	11	Geng Xin	-	-	2	2	
-	12	Rao Shuhan	-	-	-	-	
-	9	Jiao Shuai	-	2	2	4	
Others			-	-	-	-	
Total Team			33	17	21	71	8.25




Dig


Avg. by set

Match: 21 **Date:** 04.06.2016 **Spectators:** 1'500
City: Tokyo
Hall: Tokyo Metropolitan Gymnasium
Match duration: **Start:** 10:10 **End:** 12:01 **Total:** 1:51

Teams	Sets	1	2	3	4	5	Total
CHN	1	23	22	25	24		94
AUS	3	25	25	20	26		96
Set duration		0:25	0:25	0:25	0:27		1:42




CHN • China



Set

Avg. by set

Rk	No	Name	Running Sets	Faults	Still Sets	Total Attempts	Note
1	6	Li Runming	19	-	56	75	4.75
2	9	Jiao Shuai	7	-	22	29	1.75
-	2	Chen Longhai	-	-	1	1	
-	3	Yuan Zhi	-	-	-	-	
-	4	Zhang Chen	-	-	6	6	
-	7	Zhong Weijun	-	-	3	3	
-	8	Cui Jianjun	-	-	-	-	
-	10	Ji Daoshuai	-	-	1	1	
-	11	Geng Xin	-	-	-	-	
-	12	Rao Shuhan	-	-	-	-	
-	14	Dai Qingyao	-	-	-	-	
-	15	Chu Hui	-	-	2	2	
-	16	Tong Jiahua	-	-	4	4	
-	5	Li Yuanbo	-	1	-	1	
Others			-	-	-	-	
Total Team			26	1	95	122	6.50



Reception

Eff. %
Limit: 25.00%


Rk	No	Name	Excellents	Faults	Serve Receptions	Total Attempts	Note
1	7	Zhong Weijun	11	2	11	24	37.50
-	4	Zhang Chen	8	1	12	21	
-	10	Ji Daoshuai	5	2	13	20	
-	16	Tong Jiahua	10	-	6	16	
-	2	Chen Longhai	2	-	-	2	
-	5	Li Yuanbo	2	-	-	2	
-	3	Yuan Zhi	-	-	-	-	
-	6	Li Runming	-	-	-	-	
-	8	Cui Jianjun	-	-	-	-	
-	9	Jiao Shuai	-	-	-	-	
-	11	Geng Xin	-	-	-	-	
-	12	Rao Shuhan	-	-	-	-	
-	14	Dai Qingyao	-	-	-	-	
-	15	Chu Hui	-	-	-	-	
Others			-	-	-	-	
Total Team			38	5	42	85	38.82

Match: 21 **Date:** 04.06.2016 **Spectators:** 1'500
City: Tokyo
Hall: Tokyo Metropolitan Gymnasium
Match duration: **Start:** 10:10 **End:** 12:01 **Total:** 1:51

Teams	Sets	1	2	3	4	5	Total
CHN	1	23	22	25	24		94
AUS	3	25	25	20	26		96
Set duration		0:25	0:25	0:25	0:27		1:42




AUS • Australia



Spike

Succ. %
Limit: 15.00%

Rk	No	Name	Spikes	Faults	Shots	Total Attempts	Note
1	3	Roberts Nathan	10	2	7	19	52.63
2	6	Edgar Thomas	18	11	11	40	45.00
-	1	Zingel Aidan	8	3	2	13	
-	9	Staples Max	7	1	4	12	
-	17	Carroll Paul	4	1	3	8	
-	13	Walker Samuel	1	4	2	7	
-	12	Mote Nehemiah	4	2	-	6	
-	14	Sukochev Grigory	1	-	1	2	
-	2	Guymer Jacob Ross	-	-	-	-	
-	4	Sanderson Paul	-	-	-	-	
-	5	Passier Travis	-	-	-	-	
-	8	Borgeaud Jacques	-	-	-	-	
-	10	Bell Benjamin	-	-	-	-	
-	11	Perry Luke	-	-	-	-	
Others			-	-	-	-	
Total Team			53	24	30	107	49.53



Block

Avg. by set

Rk	No	Name	Kill Blocks	Faults	Rebounds	Total Attempts	Note
1	12	Mote Nehemiah	4	4	5	13	1.00
2	6	Edgar Thomas	3	4	5	12	0.75
3	1	Zingel Aidan	2	6	10	18	0.50
3	3	Roberts Nathan	2	3	1	6	0.50
5	13	Walker Samuel	1	-	2	3	0.25
5	9	Staples Max	1	3	-	4	0.25
-	2	Guymer Jacob Ross	-	-	-	-	
-	4	Sanderson Paul	-	-	-	-	
-	5	Passier Travis	-	-	-	-	
-	8	Borgeaud Jacques	-	-	-	-	
-	10	Bell Benjamin	-	-	-	-	
-	11	Perry Luke	-	-	-	-	
-	17	Carroll Paul	-	2	4	6	
-	14	Sukochev Grigory	-	6	2	8	
Others			-	-	-	-	
Total Team			13	28	29	70	3.25


Match: 21 **Date:** 04.06.2016 **Spectators:** 1'500
City: Tokyo
Hall: Tokyo Metropolitan Gymnasium
Match duration: **Start:** 10:10 **End:** 12:01 **Total:** 1:51

Teams	Sets	1	2	3	4	5	Total
CHN	1	23	22	25	24		94
AUS	3	25	25	20	26		96
Set duration		0:25	0:25	0:25	0:27		1:42



AUS • Australia

Rk	No	Name	Aces	Faults	Serve Hits	Total Attempts	Note
1	12	Mote Nehemiah	2	-	13	15	0.50
2	14	Sukochev Grigory	1	1	15	17	0.25
2	1	Zingel Aidan	1	1	14	16	0.25
2	17	Carroll Paul	1	2	4	7	0.25
-	2	Guymer Jacob Ross	-	-	-	-	
-	3	Roberts Nathan	-	-	14	14	
-	5	Passier Travis	-	-	-	-	
-	8	Borgeaud Jacques	-	-	-	-	
-	10	Bell Benjamin	-	-	-	-	
-	11	Perry Luke	-	-	-	-	
-	9	Staples Max	-	1	9	10	
-	13	Walker Samuel	-	1	4	5	
-	6	Edgar Thomas	-	3	6	9	
-	4	Sanderson Paul	-	1	1	2	
Others			-	-	-	-	
Total Team			5	10	80	95	1.25




Serve

Avg. by set

Team	Opponent errors & Team faults	Aces	Faults	Total Attempts
		25	9	34

Rk	No	Name	Digs	Faults	Receptions	Total Attempts	Note
1	11	Perry Luke	14	4	2	20	3.50
2	9	Staples Max	4	1	6	11	1.00
3	3	Roberts Nathan	3	2	4	9	0.75
3	14	Sukochev Grigory	3	3	7	13	0.75
3	13	Walker Samuel	3	1	-	4	0.75
6	6	Edgar Thomas	2	2	2	6	0.50
7	17	Carroll Paul	1	1	2	4	0.25
-	1	Zingel Aidan	-	-	3	3	
-	2	Guymer Jacob Ross	-	-	-	-	
-	4	Sanderson Paul	-	-	-	-	
-	5	Passier Travis	-	-	-	-	
-	8	Borgeaud Jacques	-	-	-	-	
-	10	Bell Benjamin	-	-	2	2	
-	12	Mote Nehemiah	-	3	1	4	
Others			-	-	-	-	
Total Team			30	17	29	76	7.50



Dig

Avg. by set


Match: 21 **Date:** 04.06.2016 **Spectators:** 1'500
City: Tokyo
Hall: Tokyo Metropolitan Gymnasium
Match duration: **Start:** 10:10 **End:** 12:01 **Total:** 1:51

Teams	Sets	1	2	3	4	5	Total
CHN	1	23	22	25	24		94
AUS	3	25	25	20	26		96
Set duration		0:25	0:25	0:25	0:27		1:42



AUS • Australia


Rk	No	Name	Running Sets	Faults	Still Sets	Total Attempts	Note
1	14	Sukochev Grigory	29	-	55	84	7.25
2	10	Bell Benjamin	1	-	2	3	0.25
-	1	Zingel Aidan	-	-	1	1	
-	2	Guymer Jacob Ross	-	-	-	-	
-	3	Roberts Nathan	-	-	2	2	
-	4	Sanderson Paul	-	-	-	-	
-	5	Passier Travis	-	-	-	-	
-	6	Edgar Thomas	-	-	3	3	
-	8	Borgeaud Jacques	-	-	-	-	
-	9	Staples Max	-	-	-	-	
-	11	Perry Luke	-	-	9	9	
-	12	Mote Nehemiah	-	-	-	-	
-	13	Walker Samuel	-	-	-	-	
-	17	Carroll Paul	-	-	1	1	
Others			-	-	-	-	
Total Team			30	-	73	103	7.50



Set

Avg. by set

Rk	No	Name	Excellents	Faults	Serve Receptions	Total Attempts	Note
1	11	Perry Luke	16	3	3	22	59.09
2	9	Staples Max	10	1	17	28	32.14
-	13	Walker Samuel	6	2	10	18	
-	3	Roberts Nathan	8	-	6	14	
-	12	Mote Nehemiah	2	-	-	2	
-	1	Zingel Aidan	1	-	-	1	
-	2	Guymer Jacob Ross	-	-	-	-	
-	4	Sanderson Paul	-	-	-	-	
-	5	Passier Travis	-	-	-	-	
-	6	Edgar Thomas	-	-	-	-	
-	8	Borgeaud Jacques	-	-	-	-	
-	10	Bell Benjamin	-	-	-	-	
-	14	Sukochev Grigory	-	-	-	-	
-	17	Carroll Paul	-	-	-	-	
Others			-	-	-	-	
Total Team			43	6	36	85	43.53



Reception

Eff. %
Limit: 25.00%