

Match: 20 Date: 02.06.2016 Spectators: 10'000

City: Tokyo


Hall: Tokyo Metropolitan Gymnasium

Match duration: Start: 19:20 End: 21:04 Total: 1:44

Teams	Sets	1	2	3	4	5	Total
<b>AUS</b>	<b>3</b>	25	25	29			79
<b>JPN</b>	<b>0</b>	23	19	27			69
Set duration		0:30	0:28	0:38			1:36




**AUS • Australia**



**Spike**

Succ. %  
Limit: 15.00%

Rk	No	Name	Spikes	Faults	Shots	Total Attempts	Note
1	6	Edgar Thomas	17	4	13	34	50.00
2	3	Roberts Nathan	10	4	7	21	47.62
-	1	Zingel Aidan	4	-	3	7	
-	13	Walker Samuel	3	-	4	7	
-	9	Staples Max	4	-	2	6	
-	17	Carroll Paul	5	-	1	6	
-	14	Sukochev Grigory	3	-	1	4	
-	12	Mote Nehemiah	2	-	1	3	
-	10	Bell Benjamin	1	-	-	1	
-	2	Guymer Jacob Ross	-	-	-	-	
-	4	Sanderson Paul	-	-	-	-	
-	5	Passier Travis	-	-	-	-	
-	8	Borgeaud Jacques	-	-	-	-	
-	11	Perry Luke	-	-	-	-	
<b>Others</b>			-	-	-	-	
<b>Total Team</b>			49	8	32	89	55.06



**Block**

Avg. by set

Rk	No	Name	Kill Blocks	Faults	Rebounds	Total Attempts	Note
1	6	Edgar Thomas	3	1	8	12	1.00
1	1	Zingel Aidan	3	4	6	13	1.00
3	9	Staples Max	2	2	3	7	0.67
4	3	Roberts Nathan	1	2	3	6	0.33
4	13	Walker Samuel	1	1	-	2	0.33
-	2	Guymer Jacob Ross	-	-	-	-	
-	4	Sanderson Paul	-	-	-	-	
-	5	Passier Travis	-	-	-	-	
-	8	Borgeaud Jacques	-	-	-	-	
-	10	Bell Benjamin	-	-	-	-	
-	11	Perry Luke	-	-	-	-	
-	17	Carroll Paul	-	-	2	2	
-	12	Mote Nehemiah	-	3	5	8	
-	14	Sukochev Grigory	-	1	1	2	
<b>Others</b>			-	-	-	-	
<b>Total Team</b>			10	14	28	52	3.33

**Match:** 20 **Date:** 02.06.2016 **Spectators:** 10'000  
**City:** Tokyo  
**Hall:** Tokyo Metropolitan Gymnasium  
**Match duration:** **Start:** 19:20 **End:** 21:04 **Total:** 1:44

Teams	Sets	1	2	3	4	5	Total
<b>AUS</b>	<b>3</b>	25	25	29			79
<b>JPN</b>	<b>0</b>	23	19	27			69
<b>Set duration</b>		0:30	0:28	0:38			1:36



## AUS • Australia

Rk	No	Name	Aces	Faults	Serve Hits	Total Attempts	Note
1	6	Edgar Thomas	3	2	5	10	1.00
-	1	Zingel Aidan	-	-	6	6	
-	2	Guymer Jacob Ross	-	-	-	-	
-	5	Passier Travis	-	-	-	-	
-	8	Borgeaud Jacques	-	-	-	-	
-	10	Bell Benjamin	-	-	-	-	
-	11	Perry Luke	-	-	-	-	
-	12	Mote Nehemiah	-	-	11	11	
-	13	Walker Samuel	-	-	8	8	
-	14	Sukochev Grigory	-	-	18	18	
-	4	Sanderson Paul	-	1	4	5	
-	3	Roberts Nathan	-	2	6	8	
-	9	Staples Max	-	2	4	6	
-	17	Carroll Paul	-	2	3	5	
<b>Others</b>			-	-	-	-	
<b>Total Team</b>			3	9	65	77	1.00

**Serve**

Avg. by set

Team	Opponent errors & Team faults	Aces	Faults	Total Attempts
		17	20	37

Rk	No	Name	Digs	Faults	Receptions	Total Attempts	Note
1	6	Edgar Thomas	5	4	2	11	1.67
2	3	Roberts Nathan	4	3	5	12	1.33
2	11	Perry Luke	4	4	5	13	1.33
4	9	Staples Max	1	-	2	3	0.33
4	14	Sukochev Grigory	1	-	4	5	0.33
4	13	Walker Samuel	1	2	2	5	0.33
-	2	Guymer Jacob Ross	-	-	-	-	
-	4	Sanderson Paul	-	-	1	1	
-	5	Passier Travis	-	-	-	-	
-	8	Borgeaud Jacques	-	-	-	-	
-	10	Bell Benjamin	-	-	-	-	
-	12	Mote Nehemiah	-	-	1	1	
-	17	Carroll Paul	-	-	2	2	
-	1	Zingel Aidan	-	1	3	4	
<b>Others</b>			-	-	-	-	
<b>Total Team</b>			16	14	27	57	5.33

**Dig**


Avg. by set

**Match:** 20 **Date:** 02.06.2016 **Spectators:** 10'000  
**City:** Tokyo  
**Hall:** Tokyo Metropolitan Gymnasium  
**Match duration:** **Start:** 19:20 **End:** 21:04 **Total:** 1:44

Teams	Sets	1	2	3	4	5	Total
<b>AUS</b>	<b>3</b>	25	25	29			79
<b>JPN</b>	<b>0</b>	23	19	27			69
<b>Set duration</b>		0:30	0:28	0:38			1:36




**AUS • Australia**



**Set**

Avg. by set

Rk	No	Name	Running Sets	Faults	Still Sets	Total Attempts	Note
1	14	Sukochev Grigory	16	-	53	69	5.33
2	10	Bell Benjamin	1	-	2	3	0.33
-	1	Zingel Aidan	-	-	1	1	
-	2	Guymer Jacob Ross	-	-	-	-	
-	3	Roberts Nathan	-	-	-	-	
-	4	Sanderson Paul	-	-	-	-	
-	5	Passier Travis	-	-	-	-	
-	6	Edgar Thomas	-	-	-	-	
-	8	Borgeaud Jacques	-	-	-	-	
-	9	Staples Max	-	-	4	4	
-	11	Perry Luke	-	-	5	5	
-	12	Mote Nehemiah	-	-	-	-	
-	13	Walker Samuel	-	-	-	-	
-	17	Carroll Paul	-	-	-	-	
<b>Others</b>			-	-	-	-	
<b>Total Team</b>			17	-	65	82	5.67



**Reception**

Eff. %  
Limit: 25.00%

Rk	No	Name	Excellents	Faults	Serve Receptions	Total Attempts	Note
1	11	Perry Luke	10	-	6	16	62.50
2	3	Roberts Nathan	6	1	12	19	26.32
-	9	Staples Max	4	1	7	12	
-	13	Walker Samuel	6	2	4	12	
-	12	Mote Nehemiah	3	-	1	4	
-	1	Zingel Aidan	-	-	-	-	
-	2	Guymer Jacob Ross	-	-	-	-	
-	4	Sanderson Paul	-	-	-	-	
-	5	Passier Travis	-	-	-	-	
-	6	Edgar Thomas	-	-	-	-	
-	8	Borgeaud Jacques	-	-	-	-	
-	10	Bell Benjamin	-	-	-	-	
-	14	Sukochev Grigory	-	-	-	-	
-	17	Carroll Paul	-	-	-	-	
<b>Others</b>			-	-	-	-	
<b>Total Team</b>			29	4	30	63	39.68

Match: 20 Date: 02.06.2016 Spectators: 10'000


City: Tokyo

Hall: Tokyo Metropolitan Gymnasium

Match duration: Start: 19:20 End: 21:04 Total: 1:44

Teams	Sets	1	2	3	4	5	Total
AUS	3	25	25	29			79
JPN	0	23	19	27			69
Set duration		0:30	0:28	0:38			1:36


 JPN • Japan



**Spike**

Succ. %  
Limit: 15.00%

Rk	No	Name	Spikes	Faults	Shots	Total Attempts	Note
1	1	Shimizu Kunihiro	14	7	10	31	45.16
2	11	Ishikawa Yuki	6	4	6	16	37.50
3	18	Yoneyama Yuta	8	-	15	23	34.78
-	8	Yanagida Masahiro	6	1	6	13	
-	5	Tomimatsu Takaaki	4	-	2	6	
-	12	Dekita Takashi	6	-	-	6	
-	4	Fukuzawa Tatsuya	1	1	2	4	
-	19	Denda Ryota	2	-	-	2	
-	10	Fukatsu Hideomi	-	1	-	1	
-	3	Nagano Takeshi	-	-	-	-	
-	6	Yamauchi Akihiro	-	-	-	-	
-	7	Kuriyama Masashi	-	-	-	-	
-	14	Sakai Daisuke	-	-	-	-	
-	17	Sekita Masahiro	-	-	-	-	
Others			-	-	-	-	
<b>Total Team</b>			47	14	41	102	46.08



**Block**

Avg. by set

Rk	No	Name	Kill Blocks	Faults	Rebounds	Total Attempts	Note
1	7	Kuriyama Masashi	1	-	-	1	0.33
1	12	Dekita Takashi	1	5	6	12	0.33
-	3	Nagano Takeshi	-	-	-	-	
-	4	Fukuzawa Tatsuya	-	-	-	-	
-	6	Yamauchi Akihiro	-	-	-	-	
-	14	Sakai Daisuke	-	-	-	-	
-	17	Sekita Masahiro	-	-	-	-	
-	18	Yoneyama Yuta	-	-	3	3	
-	11	Ishikawa Yuki	-	1	3	4	
-	5	Tomimatsu Takaaki	-	4	10	14	
-	10	Fukatsu Hideomi	-	1	2	3	
-	1	Shimizu Kunihiro	-	3	-	3	
-	8	Yanagida Masahiro	-	2	-	2	
-	19	Denda Ryota	-	2	-	2	
Others			-	-	-	-	
<b>Total Team</b>			2	18	24	44	0.67

Match: 20 Date: 02.06.2016 Spectators: 10'000

City: Tokyo


Hall: Tokyo Metropolitan Gymnasium

Match duration: Start: 19:20 End: 21:04 Total: 1:44

Teams	Sets	1	2	3	4	5	Total
<b>AUS</b>	<b>3</b>	25	25	29			79
<b>JPN</b>	<b>0</b>	23	19	27			69
Set duration		0:30	0:28	0:38			1:36


 **JPN • Japan**

Rk	No	Name	Aces	Faults	Serve Hits	Total Attempts	Note
1	8	Yanagida Masahiro	2	1	6	9	0.67
2	10	Fukatsu Hideomi	1	-	5	6	0.33
2	18	Yoneyama Yuta	1	-	12	13	0.33
-	3	Nagano Takeshi	-	-	-	-	
-	4	Fukuzawa Tatsuya	-	-	-	-	
-	6	Yamauchi Akihiro	-	-	-	-	
-	7	Kuriyama Masashi	-	-	-	-	
-	12	Dekita Takashi	-	-	10	10	
-	14	Sakai Daisuke	-	-	-	-	
-	17	Sekita Masahiro	-	-	6	6	
-	5	Tomimatsu Takaaki	-	1	7	8	
-	1	Shimizu Kunihiro	-	2	10	12	
-	19	Denda Ryota	-	1	1	2	
-	11	Ishikawa Yuki	-	3	2	5	
<b>Others</b>			-	-	-	-	
<b>Total Team</b>			4	8	59	71	1.33

  
**Serve**  
Avg. by set

Team	Opponent errors & Team faults	Aces	Faults	Total Attempts
		16	14	30

Rk	No	Name	Digs	Faults	Receptions	Total Attempts	Note
1	1	Shimizu Kunihiro	8	5	4	17	2.67
2	18	Yoneyama Yuta	7	2	3	12	2.33
3	3	Nagano Takeshi	5	4	3	12	1.67
4	11	Ishikawa Yuki	4	1	1	6	1.33
5	10	Fukatsu Hideomi	3	1	-	4	1.00
6	5	Tomimatsu Takaaki	1	1	2	4	0.33
6	12	Dekita Takashi	1	3	1	5	0.33
6	8	Yanagida Masahiro	1	2	-	3	0.33
-	4	Fukuzawa Tatsuya	-	-	-	-	
-	6	Yamauchi Akihiro	-	-	-	-	
-	7	Kuriyama Masashi	-	-	-	-	
-	14	Sakai Daisuke	-	-	-	-	
-	19	Denda Ryota	-	-	-	-	
-	17	Sekita Masahiro	-	2	3	5	
<b>Others</b>			-	-	-	-	
<b>Total Team</b>			30	21	17	68	10.00

  
**Dig**  
Avg. by set

Match: 20 Date: 02.06.2016 Spectators: 10'000

City: Tokyo


Hall: Tokyo Metropolitan Gymnasium

Match duration: Start: 19:20 End: 21:04 Total: 1:44


Teams	Sets	1	2	3	4	5	Total
AUS	3	25	25	29			79
JPN	0	23	19	27			69
Set duration		0:30	0:28	0:38			1:36

 **JPN • Japan**

Rk	No	Name	Running Sets	Faults	Still Sets	Total Attempts	Note
1	10	Fukatsu Hideomi	16	-	44	60	5.33
2	17	Sekita Masahiro	8	-	18	26	2.67
3	3	Nagano Takeshi	1	-	7	8	0.33
-	1	Shimizu Kunihiro	-	-	3	3	
-	4	Fukuzawa Tatsuya	-	-	-	-	
-	5	Tomimatsu Takaaki	-	-	-	-	
-	6	Yamauchi Akihiro	-	-	-	-	
-	7	Kuriyama Masashi	-	-	-	-	
-	8	Yanagida Masahiro	-	-	1	1	
-	11	Ishikawa Yuki	-	-	2	2	
-	12	Dekita Takashi	-	-	-	-	
-	14	Sakai Daisuke	-	-	-	-	
-	18	Yoneyama Yuta	-	-	2	2	
-	19	Denda Ryota	-	-	-	-	
<b>Others</b>			-	-	-	-	
<b>Total Team</b>			25	-	77	102	8.33

  
**Set**  
Avg. by set

Rk	No	Name	Excellents	Faults	Serve Receptions	Total Attempts	Note
1	18	Yoneyama Yuta	15	2	13	30	43.33
-	3	Nagano Takeshi	7	-	8	15	
-	11	Ishikawa Yuki	5	1	6	12	
-	8	Yanagida Masahiro	1	-	4	5	
-	10	Fukatsu Hideomi	-	-	2	2	
-	5	Tomimatsu Takaaki	1	-	-	1	
-	4	Fukuzawa Tatsuya	-	-	-	-	
-	6	Yamauchi Akihiro	-	-	-	-	
-	7	Kuriyama Masashi	-	-	-	-	
-	12	Dekita Takashi	-	-	-	-	
-	14	Sakai Daisuke	-	-	-	-	
-	17	Sekita Masahiro	-	-	-	-	
-	19	Denda Ryota	-	-	-	-	
-	1	Shimizu Kunihiro	-	1	1	2	
<b>Others</b>			-	-	-	-	
<b>Total Team</b>			29	4	34	67	37.31

  
**Reception**  
Eff. %  
Limit: 25.00%