

Match: 19 Date: 02.06.2016 Spectators: 3'500

City: Tokyo


Hall: Tokyo Metropolitan Gymnasium

Match duration: Start: 15:40 End: 16:58 Total: 1:18

Teams	Sets	1	2	3	4	5	Total
POL	3	25	25	25			75
VEN	0	21	17	18			56
Set duration		0:27	0:21	0:24			1:12




POL • Poland



Spike

Succ. %
Limit: 15.00%

Rk	No	Name	Spikes	Faults	Shots	Total Attempts	Note
1	13	Kubiak Michal	12	1	6	19	63.16
2	6	Kurek Bartosz	9	4	5	18	50.00
3	21	Buszek Rafal	5	-	7	12	41.67
-	3	Konarski Dawid	3	1	4	8	
-	7	Klos Karol	7	1	-	8	
-	18	Mozdzonek Marcin	3	-	-	3	
-	1	Nowakowski Piotr	-	-	-	-	
-	11	Drzyzga Fabian	-	-	-	-	
-	12	Lomacz Grzegorz	-	-	-	-	
-	15	Gacek Piotr	-	-	-	-	
-	17	Zatorski Pawel	-	-	-	-	
-	20	Mika Mateusz	-	-	-	-	
-	23	Bieniek Mateusz	-	-	-	-	
-	25	Szalpuk Artur	-	-	-	-	
Others			-	-	-	-	
Total Team			39	7	22	68	57.35



Block

Avg. by set

Rk	No	Name	Kill Blocks	Faults	Rebounds	Total Attempts	Note
1	18	Mozdzonek Marcin	3	3	7	13	1.00
2	7	Klos Karol	2	3	3	8	0.67
2	21	Buszek Rafal	2	2	-	4	0.67
4	3	Konarski Dawid	1	-	1	2	0.33
4	12	Lomacz Grzegorz	1	1	1	3	0.33
-	1	Nowakowski Piotr	-	-	-	-	
-	6	Kurek Bartosz	-	-	2	2	
-	11	Drzyzga Fabian	-	-	-	-	
-	15	Gacek Piotr	-	-	-	-	
-	17	Zatorski Pawel	-	-	-	-	
-	20	Mika Mateusz	-	-	-	-	
-	23	Bieniek Mateusz	-	-	-	-	
-	25	Szalpuk Artur	-	-	-	-	
-	13	Kubiak Michal	-	5	4	9	
Others			-	-	-	-	
Total Team			9	14	18	41	3.00

Match: 19 **Date:** 02.06.2016 **Spectators:** 3'500
City: Tokyo
Hall: Tokyo Metropolitan Gymnasium
Match duration: **Start:** 15:40 **End:** 16:58 **Total:** 1:18

Teams	Sets	1	2	3	4	5	Total
POL	3	25	25	25			75
VEN	0	21	17	18			56
Set duration		0:27	0:21	0:24			1:12



POL • Poland

Rk	No	Name	Aces	Faults	Serve Hits	Total Attempts	Note
1	21	Buszek Rafal	2	3	9	14	0.67
2	13	Kubiak Michal	1	2	15	18	0.33
2	7	Klos Karol	1	2	10	13	0.33
-	1	Nowakowski Piotr	-	-	-	-	
-	3	Konarski Dawid	-	-	-	-	
-	11	Drzyzga Fabian	-	-	-	-	
-	12	Lomacz Grzegorz	-	-	9	9	
-	15	Gacek Piotr	-	-	-	-	
-	17	Zatorski Pawel	-	-	-	-	
-	18	Mozdzonek Marcin	-	-	10	10	
-	20	Mika Mateusz	-	-	-	-	
-	25	Szalpuk Artur	-	-	-	-	
-	6	Kurek Bartosz	-	2	7	9	
-	23	Bieniek Mateusz	-	1	-	1	
Others			-	-	-	-	
Total Team			4	10	60	74	1.33

Serve

Avg. by set

Team	Opponent errors & Team faults	Aces	Faults	Total Attempts
		23	12	35

Rk	No	Name	Digs	Faults	Receptions	Total Attempts	Note
1	17	Zatorski Pawel	7	3	3	13	2.33
2	13	Kubiak Michal	3	3	3	9	1.00
3	12	Lomacz Grzegorz	2	1	9	12	0.67
3	21	Buszek Rafal	2	2	5	9	0.67
5	3	Konarski Dawid	1	-	-	1	0.33
5	7	Klos Karol	1	-	2	3	0.33
5	18	Mozdzonek Marcin	1	3	2	6	0.33
-	1	Nowakowski Piotr	-	-	-	-	
-	11	Drzyzga Fabian	-	-	-	-	
-	15	Gacek Piotr	-	-	-	-	
-	20	Mika Mateusz	-	-	-	-	
-	23	Bieniek Mateusz	-	-	-	-	
-	25	Szalpuk Artur	-	-	-	-	
-	6	Kurek Bartosz	-	1	2	3	
Others			-	-	-	-	
Total Team			17	13	26	56	5.67

Dig


Avg. by set

Match: 19 **Date:** 02.06.2016 **Spectators:** 3'500
City: Tokyo
Hall: Tokyo Metropolitan Gymnasium
Match duration: **Start:** 15:40 **End:** 16:58 **Total:** 1:18

Teams	Sets	1	2	3	4	5	Total
POL	3	25	25	25			75
VEN	0	21	17	18			56
Set duration		0:27	0:21	0:24			1:12




POL • Poland



Set

Avg. by set

Rk	No	Name	Running Sets	Faults	Still Sets	Total Attempts	Note
1	12	Lomacz Grzegorz	24	-	24	48	8.00
2	11	Drzyzga Fabian	2	-	4	6	0.67
3	13	Kubiak Michal	1	-	8	9	0.33
-	1	Nowakowski Piotr	-	-	-	-	
-	3	Konarski Dawid	-	-	-	-	
-	6	Kurek Bartosz	-	-	1	1	
-	7	Klos Karol	-	-	-	-	
-	15	Gacek Piotr	-	-	-	-	
-	17	Zatorski Pawel	-	-	3	3	
-	18	Mozdzonek Marcin	-	-	1	1	
-	20	Mika Mateusz	-	-	-	-	
-	21	Buszek Rafal	-	-	1	1	
-	23	Bieniek Mateusz	-	-	-	-	
-	25	Szalpuk Artur	-	-	-	-	
Others			-	-	-	-	
Total Team			27	-	42	69	9.00



Reception

Eff. %
Limit: 25.00%


Rk	No	Name	Excellents	Faults	Serve Receptions	Total Attempts	Note
1	13	Kubiak Michal	12	-	6	18	66.67
2	17	Zatorski Pawel	8	-	6	14	57.14
-	21	Buszek Rafal	5	-	5	10	
-	7	Klos Karol	-	-	1	1	
-	1	Nowakowski Piotr	-	-	-	-	
-	3	Konarski Dawid	-	-	-	-	
-	6	Kurek Bartosz	-	-	-	-	
-	11	Drzyzga Fabian	-	-	-	-	
-	12	Lomacz Grzegorz	-	-	-	-	
-	15	Gacek Piotr	-	-	-	-	
-	18	Mozdzonek Marcin	-	-	-	-	
-	20	Mika Mateusz	-	-	-	-	
-	23	Bieniek Mateusz	-	-	-	-	
-	25	Szalpuk Artur	-	-	-	-	
Others			-	-	-	-	
Total Team			25	-	18	43	58.14

Match: 19 **Date:** 02.06.2016 **Spectators:** 3'500
City: Tokyo
Hall: Tokyo Metropolitan Gymnasium
Match duration: **Start:** 15:40 **End:** 16:58 **Total:** 1:18

Teams	Sets	1	2	3	4	5	Total
POL	3	25	25	25			75
VEN	0	21	17	18			56
Set duration		0:27	0:21	0:24			1:12




VEN • Venezuela



Spike

Succ. %
Limit: 15.00%

Rk	No	Name	Spikes	Faults	Shots	Total Attempts	Note
1	10	Piñerua Urbina Kervin Martin	11	4	5	20	55.00
2	3	Gonzalez Fernando	4	1	7	12	33.33
-	19	Rivas Quijada Willner Enrique	5	1	4	10	
-	16	Rojas Guevara Andy Agustin	2	-	6	8	
-	8	Salerno Hector	3	3	2	8	
-	7	Valencia Gonzalez Edson Alberto	5	-	-	5	
-	13	Chourio Pirela Jesus Danian	4	1	-	5	
-	18	Quijada Jonathan	2	1	1	4	
-	5	Rodriguez Gonzalez Emerson Alexander	2	2	1	4	
-	9	Carrasco José	1	-	1	2	
-	6	Paez Diaz Carlos Julio	-	-	1	1	
-	1	Briceno Regulo Alberto	-	-	-	-	
-	2	Barreto Pena Jhonlenn Cruz	-	-	-	-	
-	4	Mata Héctor	-	-	-	-	
Others			-	-	-	-	
Total Team			38	13	28	79	48.10



Block

Avg. by set

Rk	No	Name	Kill Blocks	Faults	Rebounds	Total Attempts	Note
1	5	Rodriguez Gonzalez Emerson Alexander	-	-	-	1	0.33
1	19	Rivas Quijada Willner Enrique	1	1	1	3	0.33
-	1	Briceno Regulo Alberto	-	-	-	-	
-	2	Barreto Pena Jhonlenn Cruz	-	-	-	-	
-	4	Mata Héctor	-	-	-	-	
-	16	Rojas Guevara Andy Agustin	-	-	1	1	
-	10	Piñerua Urbina Kervin Martin	-	1	2	3	
-	3	Gonzalez Fernando	-	2	2	4	
-	8	Salerno Hector	-	1	1	2	
-	13	Chourio Pirela Jesus Danian	-	2	2	4	
-	9	Carrasco José	-	2	1	3	
-	18	Quijada Jonathan	-	5	1	6	
-	7	Valencia Gonzalez Edson Alberto	-	7	1	8	
-	6	Paez Diaz Carlos Julio	-	1	-	1	
Others			-	-	-	-	
Total Team			2	22	12	36	0.67


Match: 19 **Date:** 02.06.2016 **Spectators:** 3'500
City: Tokyo
Hall: Tokyo Metropolitan Gymnasium
Match duration: **Start:** 15:40 **End:** 16:58 **Total:** 1:18

Teams	Sets	1	2	3	4	5	Total
POL	3	25	25	25			75
VEN	0	21	17	18			56
Set duration		0:27	0:21	0:24			1:12



VEN • Venezuela

Rk	No	Name	Aces	Faults	Serve Hits	Total Attempts	Note
1	7	Valencia Gonzalez Edson Alberto	1	2	9	12	0.33
-	1	Briceno Regulo Alberto	-	-	-	-	
-	2	Barreto Pena Jhonlenn Cruz	-	-	-	-	
-	4	Mata Héctor	-	-	-	-	
-	5	Rodriguez Gonzalez Emerson Alexander	-	-	1	1	
-	16	Rojas Guevara Andy Agustin	-	-	4	4	
-	18	Quijada Jonathan	-	-	5	5	
-	19	Rivas Quijada Willner Enrique	-	-	4	4	
-	9	Carrasco José	-	1	7	8	
-	8	Salerno Hector	-	1	4	5	
-	10	Piñerua Urbina Kervin Martin	-	3	5	8	
-	13	Chourio Pirela Jesus Danian	-	1	1	2	
-	3	Gonzalez Fernando	-	4	3	7	
-	6	Paez Diaz Carlos Julio	-	1	-	1	
Others			-	-	-	-	
Total Team			1	13	43	57	0.33




Serve

Avg. by set

Team	Opponent errors & Team faults	Aces	Faults	Total Attempts	Note
		15	12	27	

Rk	No	Name	Digs	Faults	Receptions	Total Attempts	Note
1	4	Mata Héctor	5	-	2	7	1.67
1	1	Briceno Regulo Alberto	5	1	1	7	1.67
3	3	Gonzalez Fernando	2	-	2	4	0.67
3	8	Salerno Hector	2	-	1	3	0.67
3	10	Piñerua Urbina Kervin Martin	2	2	2	6	0.67
6	5	Rodriguez Gonzalez Emerson Alexander	-	-	-	1	0.33
6	19	Rivas Quijada Willner Enrique	1	-	3	4	0.33
6	9	Carrasco José	1	3	7	11	0.33
-	2	Barreto Pena Jhonlenn Cruz	-	-	-	-	
-	6	Paez Diaz Carlos Julio	-	-	-	-	
-	13	Chourio Pirela Jesus Danian	-	-	-	-	
-	18	Quijada Jonathan	-	-	-	-	
-	7	Valencia Gonzalez Edson Alberto	-	1	1	2	
-	16	Rojas Guevara Andy Agustin	-	1	-	1	
Others			-	-	-	-	
Total Team			19	8	19	46	6.33



Dig


Avg. by set

Match: 19 Date: 02.06.2016 Spectators: 3'500
City: Tokyo
Hall: Tokyo Metropolitan Gymnasium
Match duration: Start: 15:40 End: 16:58 Total: 1:18

Teams	Sets	1	2	3	4	5	Total
POL	3	25	25	25			75
VEN	0	21	17	18			56
Set duration		0:27	0:21	0:24			1:12




VEN • Venezuela



Set

Avg. by set

Rk	No	Name	Running Sets	Faults	Still Sets	Total Attempts	Note
1	9	Carrasco José	17	1	41	59	5.67
2	6	Paez Diaz Carlos Julio	2	-	7	9	0.67
-	1	Briceno Regulo Alberto	-	-	2	2	
-	2	Barreto Pena Jhonlenn Cruz	-	-	-	-	
-	3	Gonzalez Fernando	-	-	1	1	
-	4	Mata Héctor	-	-	5	5	
-	5	Rodriguez Gonzalez Emerson Alexander	-	-	-	-	
-	7	Valencia Gonzalez Edson Alberto	-	-	-	-	
-	8	Salerno Hector	-	-	-	-	
-	10	Piñerua Urbina Kervin Martin	-	-	-	-	
-	13	Chourio Pirela Jesus Danian	-	-	1	1	
-	16	Rojas Guevara Andy Agustin	-	-	-	-	
-	18	Quijada Jonathan	-	-	-	-	
-	19	Rivas Quijada Willner Enrique	-	-	-	-	
Others			-	-	-	-	
Total Team			19	1	57	77	6.33



Reception

Eff. %
Limit: 25.00%

Rk	No	Name	Excellents	Faults	Serve Receptions	Total Attempts	Note
1	16	Rojas Guevara Andy Agustin	7	1	8	16	37.50
2	8	Salerno Hector	8	1	17	26	26.92
-	4	Mata Héctor	7	2	2	11	
-	3	Gonzalez Fernando	2	1	3	6	
-	19	Rivas Quijada Willner Enrique	2	1	1	4	
-	7	Valencia Gonzalez Edson Alberto	-	-	1	1	
-	1	Briceno Regulo Alberto	-	-	-	-	
-	2	Barreto Pena Jhonlenn Cruz	-	-	-	-	
-	5	Rodriguez Gonzalez Emerson Alexander	-	-	-	-	
-	6	Paez Diaz Carlos Julio	-	-	-	-	
-	9	Carrasco José	-	-	-	-	
-	10	Piñerua Urbina Kervin Martin	-	-	-	-	
-	13	Chourio Pirela Jesus Danian	-	-	-	-	
-	18	Quijada Jonathan	-	-	-	-	
Others			-	-	-	-	
Total Team			26	6	32	64	31.25