

Match: 17 **Date:** 02.06.2016 **Spectators:** 1'100
City: Tokyo
Hall: Tokyo Metropolitan Gymnasium
Match duration: **Start:** 10:10 **End:** 11:22 **Total:** 1:12

| Teams | Sets | 1 | 2 | 3 | 4 | 5 | Total |
|---------------------|----------|------|------|------|---|---|-------|
| CAN | 0 | 17 | 17 | 16 | | | 50 |
| FRA | 3 | 25 | 25 | 25 | | | 75 |
| Set duration | | 0:22 | 0:23 | 0:21 | | | 1:06 |



CAN • Canada



Spike

Succ. %
Limit: 15.00%

| Rk | No | Name | Spikes | Faults | Shots | Total Attempts | Note |
|-------------------|----|----------------------------------|--------|--------|-------|----------------|-------|
| 1 | 17 | Vigrass Graham | 10 | 1 | 4 | 15 | 66.67 |
| 2 | 10 | Van Lankvelt Toontje | 3 | 4 | 11 | 18 | 16.67 |
| - | 4 | Hoag Nicholas | 2 | 2 | 7 | 11 | |
| - | 22 | Marshall Steven | 6 | - | 3 | 9 | |
| - | 5 | Verhoeff Rudy | 4 | 2 | 3 | 9 | |
| - | 2 | Perrin John Gordon | - | 3 | 3 | 6 | |
| - | 21 | Blankenau Jay | 3 | - | 1 | 4 | |
| - | 6 | Duff Justin | 3 | - | - | 3 | |
| - | 11 | Jansen Vandoorn Daniel Cornelius | 1 | - | - | 1 | |
| - | 1 | Sanders Tyler | - | - | - | - | |
| - | 3 | Lewis Daniel | - | - | - | - | |
| - | 8 | Simac Adam | - | - | - | - | |
| - | 12 | Schmitt Gavin | - | - | - | - | |
| - | 19 | Bann Blair Cameron | - | - | - | - | |
| Others | | | - | - | - | - | |
| Total Team | | | 32 | 12 | 32 | 76 | 42.11 |



Block

Avg. by set

| Rk | No | Name | Kill Blocks | Faults | Rebounds | Total Attempts | Note |
|-------------------|----|----------------------------------|-------------|--------|----------|----------------|------|
| 1 | 4 | Hoag Nicholas | 1 | - | 2 | 3 | 0.33 |
| 1 | 17 | Vigrass Graham | 1 | 2 | 4 | 7 | 0.33 |
| 1 | 6 | Duff Justin | 1 | 2 | 3 | 6 | 0.33 |
| 1 | 11 | Jansen Vandoorn Daniel Cornelius | 1 | 1 | - | 2 | 0.33 |
| - | 1 | Sanders Tyler | - | - | 2 | 2 | |
| - | 3 | Lewis Daniel | - | - | - | - | |
| - | 8 | Simac Adam | - | - | - | - | |
| - | 12 | Schmitt Gavin | - | - | - | - | |
| - | 19 | Bann Blair Cameron | - | - | - | - | |
| - | 2 | Perrin John Gordon | - | 2 | 3 | 5 | |
| - | 5 | Verhoeff Rudy | - | 1 | 1 | 2 | |
| - | 10 | Van Lankvelt Toontje | - | 3 | 2 | 5 | |
| - | 21 | Blankenau Jay | - | 2 | 1 | 3 | |
| - | 22 | Marshall Steven | - | 2 | 1 | 3 | |
| Others | | | - | - | - | - | |
| Total Team | | | 4 | 15 | 19 | 38 | 1.33 |


Match: 17 **Date:** 02.06.2016 **Spectators:** 1'100
City: Tokyo
Hall: Tokyo Metropolitan Gymnasium
Match duration: **Start:** 10:10 **End:** 11:22 **Total:** 1:12

| Teams | Sets | 1 | 2 | 3 | 4 | 5 | Total |
|---------------------|----------|------|------|------|---|---|-------|
| CAN | 0 | 17 | 17 | 16 | | | 50 |
| FRA | 3 | 25 | 25 | 25 | | | 75 |
| Set duration | | 0:22 | 0:23 | 0:21 | | | 1:06 |



CAN • Canada

| Rk | No | Name | Aces | Faults | Serve Hits | Total Attempts | Note |
|-------------------|----|----------------------------------|------|--------|------------|----------------|------|
| 1 | 2 | Perrin John Gordon | 1 | - | 1 | 2 | 0.33 |
| 1 | 22 | Marshall Steven | 1 | 3 | 5 | 9 | 0.33 |
| - | 3 | Lewis Daniel | - | - | - | - | |
| - | 4 | Hoag Nicholas | - | - | 5 | 5 | |
| - | 5 | Verhoeff Rudy | - | - | 4 | 4 | |
| - | 6 | Duff Justin | - | - | 3 | 3 | |
| - | 8 | Simac Adam | - | - | - | - | |
| - | 11 | Jansen Vandoorn Daniel Cornelius | - | - | 3 | 3 | |
| - | 12 | Schmitt Gavin | - | - | - | - | |
| - | 17 | Vigrass Graham | - | - | 8 | 8 | |
| - | 19 | Bann Blair Cameron | - | - | - | - | |
| - | 10 | Van Lankvelt Toontje | - | 1 | 5 | 6 | |
| - | 1 | Sanders Tyler | - | 1 | 3 | 4 | |
| - | 21 | Blankenau Jay | - | 2 | 5 | 7 | |
| Others | | | - | - | - | - | |
| Total Team | | | 2 | 7 | 42 | 51 | 0.67 |




Serve

Avg. by set

| Team | Opponent errors & Team faults | Aces | Faults | Total Attempts |
|------|-------------------------------|------|--------|----------------|
| | | 12 | 17 | 29 |

| Rk | No | Name | Digs | Faults | Receptions | Total Attempts | Note |
|-------------------|----|----------------------------------|------|--------|------------|----------------|------|
| 1 | 3 | Lewis Daniel | 4 | 1 | 2 | 7 | 1.33 |
| 2 | 10 | Van Lankvelt Toontje | 2 | 1 | 8 | 11 | 0.67 |
| 2 | 22 | Marshall Steven | 2 | 3 | 2 | 7 | 0.67 |
| 4 | 5 | Verhoeff Rudy | 1 | - | - | 1 | 0.33 |
| 4 | 21 | Blankenau Jay | 1 | 5 | 5 | 11 | 0.33 |
| - | 4 | Hoag Nicholas | - | - | - | - | |
| - | 6 | Duff Justin | - | - | 2 | 2 | |
| - | 8 | Simac Adam | - | - | - | - | |
| - | 11 | Jansen Vandoorn Daniel Cornelius | - | - | - | - | |
| - | 12 | Schmitt Gavin | - | - | - | - | |
| - | 1 | Sanders Tyler | - | 1 | 2 | 3 | |
| - | 2 | Perrin John Gordon | - | 1 | 1 | 2 | |
| - | 17 | Vigrass Graham | - | 1 | 1 | 2 | |
| - | 19 | Bann Blair Cameron | - | 3 | 2 | 5 | |
| Others | | | - | - | - | - | |
| Total Team | | | 10 | 16 | 25 | 51 | 3.33 |



Dig

Avg. by set


Match: 17 **Date:** 02.06.2016 **Spectators:** 1'100
City: Tokyo
Hall: Tokyo Metropolitan Gymnasium
Match duration: **Start:** 10:10 **End:** 11:22 **Total:** 1:12

| Teams | Sets | 1 | 2 | 3 | 4 | 5 | Total |
|---------------------|----------|------|------|------|---|---|-------|
| CAN | 0 | 17 | 17 | 16 | | | 50 |
| FRA | 3 | 25 | 25 | 25 | | | 75 |
| Set duration | | 0:22 | 0:23 | 0:21 | | | 1:06 |



CAN • Canada


| Rk | No | Name | Running Sets | Faults | Still Sets | Total Attempts | Note |
|-------------------|----|----------------------------------|--------------|--------|------------|----------------|-------|
| 1 | 21 | Blankenau Jay | 23 | - | 17 | 40 | 7.67 |
| 2 | 1 | Sanders Tyler | 9 | - | 15 | 24 | 3.00 |
| 3 | 6 | Duff Justin | 1 | - | 1 | 2 | 0.33 |
| 3 | 17 | Vigrass Graham | 1 | - | 1 | 2 | 0.33 |
| - | 2 | Perrin John Gordon | - | - | - | - | |
| - | 3 | Lewis Daniel | - | - | 2 | 2 | |
| - | 4 | Hoag Nicholas | - | - | 1 | 1 | |
| - | 5 | Verhoeff Rudy | - | - | - | - | |
| - | 8 | Simac Adam | - | - | - | - | |
| - | 10 | Van Lankvelt Toontje | - | - | - | - | |
| - | 11 | Jansen Vandoorn Daniel Cornelius | - | - | - | - | |
| - | 12 | Schmitt Gavin | - | - | - | - | |
| - | 19 | Bann Blair Cameron | - | - | - | - | |
| - | 22 | Marshall Steven | - | - | 3 | 3 | |
| Others | | | - | - | - | - | |
| Total Team | | | 34 | - | 40 | 74 | 11.33 |



Set

Avg. by set

| Rk | No | Name | Excellents | Faults | Serve Receptions | Total Attempts | Note |
|-------------------|----|----------------------------------|------------|--------|------------------|----------------|-------|
| 1 | 3 | Lewis Daniel | 10 | 1 | 8 | 19 | 47.37 |
| 2 | 22 | Marshall Steven | 13 | 3 | 8 | 24 | 41.67 |
| 3 | 10 | Van Lankvelt Toontje | 10 | 4 | 5 | 19 | 31.58 |
| - | 4 | Hoag Nicholas | - | - | 2 | 2 | |
| - | 1 | Sanders Tyler | - | - | 1 | 1 | |
| - | 17 | Vigrass Graham | - | - | 1 | 1 | |
| - | 2 | Perrin John Gordon | - | - | - | - | |
| - | 5 | Verhoeff Rudy | - | - | - | - | |
| - | 6 | Duff Justin | - | - | - | - | |
| - | 8 | Simac Adam | - | - | - | - | |
| - | 11 | Jansen Vandoorn Daniel Cornelius | - | - | - | - | |
| - | 12 | Schmitt Gavin | - | - | - | - | |
| - | 19 | Bann Blair Cameron | - | - | - | - | |
| - | 21 | Blankenau Jay | - | - | - | - | |
| Others | | | - | - | - | - | |
| Total Team | | | 33 | 8 | 25 | 66 | 37.88 |



Reception

Eff. %
Limit: 25.00%

Match: 17 **Date:** 02.06.2016 **Spectators:** 1'100
City: Tokyo
Hall: Tokyo Metropolitan Gymnasium
Match duration: **Start:** 10:10 **End:** 11:22 **Total:** 1:12

| Teams | Sets | 1 | 2 | 3 | 4 | 5 | Total |
|---------------------|----------|------|------|------|---|---|-------|
| CAN | 0 | 17 | 17 | 16 | | | 50 |
| FRA | 3 | 25 | 25 | 25 | | | 75 |
| Set duration | | 0:22 | 0:23 | 0:21 | | | 1:06 |



FRA • France



Spike

Succ. %
Limit: 15.00%

| Rk | No | Name | Spikes | Faults | Shots | Total Attempts | Note |
|-------------------|----|-------------------|--------|--------|-------|----------------|-------|
| 1 | 7 | Tillie Kevin | 10 | - | 5 | 15 | 66.67 |
| 2 | 4 | Rouzier Antonin | 11 | - | 8 | 19 | 57.89 |
| 3 | 9 | Ngapeth Earvin | 13 | 3 | 10 | 26 | 50.00 |
| - | 14 | Le Goff Nicolas | 6 | - | 4 | 10 | |
| - | 10 | Le Roux Kevin | 2 | 1 | 2 | 5 | |
| - | 6 | Toniutti Benjamin | 2 | - | - | 2 | |
| - | 2 | Grebennikov Jenia | - | - | - | - | |
| - | 5 | Clevenot Trevor | - | - | - | - | |
| - | 13 | Pujol Pierre | - | - | - | - | |
| - | 15 | D'Almeida Horacio | - | - | - | - | |
| - | 16 | Marechal Nicolas | - | - | - | - | |
| - | 17 | Lafitte Franck | - | - | - | - | |
| - | 18 | Rossard Thibault | - | - | - | - | |
| - | 22 | Henno Hubert | - | - | - | - | |
| Others | | | - | - | - | - | |
| Total Team | | | 44 | 4 | 29 | 77 | 57.14 |



Block

Avg. by set

| Rk | No | Name | Kill Blocks | Faults | Rebounds | Total Attempts | Note |
|-------------------|----|-------------------|-------------|--------|----------|----------------|------|
| 1 | 14 | Le Goff Nicolas | 4 | 3 | 5 | 12 | 1.33 |
| 2 | 4 | Rouzier Antonin | 1 | 2 | 2 | 5 | 0.33 |
| 2 | 7 | Tillie Kevin | 1 | 2 | 2 | 5 | 0.33 |
| - | 2 | Grebennikov Jenia | - | - | - | - | |
| - | 5 | Clevenot Trevor | - | - | - | - | |
| - | 13 | Pujol Pierre | - | - | - | - | |
| - | 15 | D'Almeida Horacio | - | - | - | - | |
| - | 16 | Marechal Nicolas | - | - | - | - | |
| - | 17 | Lafitte Franck | - | - | - | - | |
| - | 18 | Rossard Thibault | - | - | - | - | |
| - | 22 | Henno Hubert | - | - | - | - | |
| - | 6 | Toniutti Benjamin | - | 3 | 2 | 5 | |
| - | 9 | Ngapeth Earvin | - | 2 | 1 | 3 | |
| - | 10 | Le Roux Kevin | - | 4 | - | 4 | |
| Others | | | - | - | - | - | |
| Total Team | | | 6 | 16 | 12 | 34 | 2.00 |


Match: 17 **Date:** 02.06.2016 **Spectators:** 1'100
City: Tokyo
Hall: Tokyo Metropolitan Gymnasium
Match duration: **Start:** 10:10 **End:** 11:22 **Total:** 1:12

| Teams | Sets | 1 | 2 | 3 | 4 | 5 | Total |
|---------------------|----------|------|------|------|---|---|-------|
| CAN | 0 | 17 | 17 | 16 | | | 50 |
| FRA | 3 | 25 | 25 | 25 | | | 75 |
| Set duration | | 0:22 | 0:23 | 0:21 | | | 1:06 |



FRA • France

| Rk | No | Name | Aces | Faults | Serve Hits | Total Attempts | Note |
|-------------------|----|-------------------|------|--------|------------|----------------|------|
| 1 | 9 | Ngapeth Earvin | 2 | 1 | 7 | 10 | 0.67 |
| 1 | 10 | Le Roux Kevin | 2 | 2 | 13 | 17 | 0.67 |
| 1 | 4 | Rouzier Antonin | 2 | 3 | 8 | 13 | 0.67 |
| - | 2 | Grebennikov Jenia | - | - | - | - | |
| - | 5 | Clevenot Trevor | - | - | - | - | |
| - | 6 | Toniutti Benjamin | - | - | 13 | 13 | |
| - | 7 | Tillie Kevin | - | - | 13 | 13 | |
| - | 13 | Pujol Pierre | - | - | - | - | |
| - | 15 | D'Almeida Horacio | - | - | - | - | |
| - | 16 | Marechal Nicolas | - | - | - | - | |
| - | 17 | Lafitte Franck | - | - | - | - | |
| - | 18 | Rossard Thibault | - | - | - | - | |
| - | 22 | Henno Hubert | - | - | - | - | |
| - | 14 | Le Goff Nicolas | - | 1 | 7 | 8 | |
| Others | | | - | - | - | - | |
| Total Team | | | 6 | 7 | 61 | 74 | 2.00 |




Serve

Avg. by set

| Team | Opponent errors & Team faults | Aces | Faults | Total Attempts |
|------|-------------------------------|------|--------|----------------|
| | | 19 | 11 | 30 |

| Rk | No | Name | Digs | Faults | Receptions | Total Attempts | Note |
|-------------------|----|-------------------|------|--------|------------|----------------|------|
| 1 | 2 | Grebennikov Jenia | 6 | 1 | 1 | 8 | 2.00 |
| 2 | 7 | Tillie Kevin | 5 | - | 1 | 6 | 1.67 |
| 3 | 4 | Rouzier Antonin | 4 | 2 | 3 | 9 | 1.33 |
| 4 | 9 | Ngapeth Earvin | 3 | 2 | 6 | 11 | 1.00 |
| 5 | 14 | Le Goff Nicolas | 1 | 2 | - | 3 | 0.33 |
| - | 5 | Clevenot Trevor | - | - | - | - | |
| - | 13 | Pujol Pierre | - | - | - | - | |
| - | 15 | D'Almeida Horacio | - | - | - | - | |
| - | 16 | Marechal Nicolas | - | - | - | - | |
| - | 17 | Lafitte Franck | - | - | - | - | |
| - | 18 | Rossard Thibault | - | - | - | - | |
| - | 22 | Henno Hubert | - | - | - | - | |
| - | 6 | Toniutti Benjamin | - | 1 | 7 | 8 | |
| - | 10 | Le Roux Kevin | - | 1 | - | 1 | |
| Others | | | - | - | - | - | |
| Total Team | | | 19 | 9 | 18 | 46 | 6.33 |



Dig

Avg. by set

Match: 17 Date: 02.06.2016 Spectators: 1'100
City: Tokyo
Hall: Tokyo Metropolitan Gymnasium
Match duration: Start: 10:10 End: 11:22 Total: 1:12

| Teams | Sets | 1 | 2 | 3 | 4 | 5 | Total |
|--------------|------|------|------|------|---|---|-------|
| CAN | 0 | 17 | 17 | 16 | | | 50 |
| FRA | 3 | 25 | 25 | 25 | | | 75 |
| Set duration | | 0:22 | 0:23 | 0:21 | | | 1:06 |




FRA • France



Set

Avg. by set

| Rk | No | Name | Running Sets | Faults | Still Sets | Total Attempts | Note |
|-------------------|----|-------------------|--------------|--------|------------|----------------|-------|
| 1 | 6 | Toniutti Benjamin | 33 | 1 | 33 | 67 | 11.00 |
| 2 | 2 | Grebennikov Jenia | 1 | - | 3 | 4 | 0.33 |
| - | 4 | Rouzier Antonin | - | - | - | - | |
| - | 5 | Clevenot Trevor | - | - | - | - | |
| - | 7 | Tillie Kevin | - | - | 1 | 1 | |
| - | 9 | Ngapeth Earvin | - | - | 2 | 2 | |
| - | 10 | Le Roux Kevin | - | - | - | - | |
| - | 13 | Pujol Pierre | - | - | - | - | |
| - | 14 | Le Goff Nicolas | - | - | - | - | |
| - | 15 | D'Almeida Horacio | - | - | - | - | |
| - | 16 | Marechal Nicolas | - | - | - | - | |
| - | 17 | Lafitte Franck | - | - | - | - | |
| - | 18 | Rossard Thibault | - | - | - | - | |
| - | 22 | Henno Hubert | - | - | - | - | |
| Others | | | - | - | - | - | |
| Total Team | | | 34 | 1 | 39 | 74 | 11.33 |



Reception

Eff. %
Limit: 25.00%

| Rk | No | Name | Excellents | Faults | Serve Receptions | Total Attempts | Note |
|-------------------|----|-------------------|------------|--------|------------------|----------------|-------|
| 1 | 9 | Ngapeth Earvin | 15 | 1 | 11 | 27 | 51.85 |
| - | 2 | Grebennikov Jenia | 2 | - | 7 | 9 | |
| - | 7 | Tillie Kevin | 4 | 1 | 3 | 8 | |
| - | 4 | Rouzier Antonin | - | - | - | - | |
| - | 5 | Clevenot Trevor | - | - | - | - | |
| - | 6 | Toniutti Benjamin | - | - | - | - | |
| - | 10 | Le Roux Kevin | - | - | - | - | |
| - | 13 | Pujol Pierre | - | - | - | - | |
| - | 14 | Le Goff Nicolas | - | - | - | - | |
| - | 15 | D'Almeida Horacio | - | - | - | - | |
| - | 16 | Marechal Nicolas | - | - | - | - | |
| - | 17 | Lafitte Franck | - | - | - | - | |
| - | 18 | Rossard Thibault | - | - | - | - | |
| - | 22 | Henno Hubert | - | - | - | - | |
| Others | | | - | - | - | - | |
| Total Team | | | 21 | 2 | 21 | 44 | 43.18 |