


**Match:** 15 **Date:** 01.06.2016 **Spectators:** 3'500  
**City:** Tokyo  
**Hall:** Tokyo Metropolitan Gymnasium  
**Match duration:** **Start:** 15:40 **End:** 17:57 **Total:** 2:17

Teams	Sets	1	2	3	4	5	Total
<b>CHN</b>	<b>2</b>	28	25	16	17	10	96
<b>POL</b>	<b>3</b>	26	20	25	25	15	111
<b>Set duration</b>		0:35	0:25	0:25	0:25	0:15	2:05



**CHN • China**



**Spike**

Succ. %  
Limit: 15.00%

Rk	No	Name	Spikes	Faults	Shots	Total Attempts	Note
1	4	Zhang Chen	15	4	7	26	57.69
2	14	Dai Qingyao	15	5	11	31	48.39
-	3	Yuan Zhi	6	2	8	16	
-	11	Geng Xin	8	1	5	14	
-	7	Zhong Weijun	4	4	4	12	
-	2	Chen Longhai	5	-	2	7	
-	12	Rao Shuhan	3	-	1	4	
-	10	Ji Daoshuai	-	1	3	4	
-	8	Cui Jianjun	-	-	1	1	
-	5	Li Yuanbo	-	-	-	-	
-	6	Li Runming	-	-	-	-	
-	9	Jiao Shuai	-	-	-	-	
-	15	Chu Hui	-	-	-	-	
-	16	Tong Jiahua	-	-	-	-	
<b>Others</b>			-	-	-	-	
<b>Total Team</b>			56	17	42	115	48.70




**Block**

Avg. by set

Rk	No	Name	Kill Blocks	Faults	Rebounds	Total Attempts	Note
1	4	Zhang Chen	2	5	2	9	0.40
1	2	Chen Longhai	2	9	3	14	0.40
3	7	Zhong Weijun	1	-	-	1	0.20
3	11	Geng Xin	1	5	7	13	0.20
-	5	Li Yuanbo	-	-	-	-	
-	8	Cui Jianjun	-	-	-	-	
-	9	Jiao Shuai	-	-	1	1	
-	10	Ji Daoshuai	-	-	2	2	
-	15	Chu Hui	-	-	-	-	
-	16	Tong Jiahua	-	-	-	-	
-	6	Li Runming	-	1	3	4	
-	14	Dai Qingyao	-	3	5	8	
-	3	Yuan Zhi	-	2	2	4	
-	12	Rao Shuhan	-	2	2	4	
<b>Others</b>			-	-	-	-	
<b>Total Team</b>			6	27	27	60	1.20

Match: 15 Date: 01.06.2016 Spectators: 3'500  
City: Tokyo  
Hall: Tokyo Metropolitan Gymnasium  
Match duration: Start: 15:40 End: 17:57 Total: 2:17

Teams	Sets	1	2	3	4	5	Total
CHN	2	28	25	16	17	10	96
POL	3	26	20	25	25	15	111
Set duration		0:35	0:25	0:25	0:25	0:15	2:05



CHN • China

Rk	No	Name	Aces	Faults	Serve Hits	Total Attempts	Note
1	14	Dai Qingyao	1	3	10	14	0.20
1	7	Zhong Weijun	1	4	6	11	0.20
-	2	Chen Longhai	-	-	13	13	
-	5	Li Yuanbo	-	-	-	-	
-	8	Cui Jianjun	-	-	3	3	
-	9	Jiao Shuai	-	-	1	1	
-	11	Geng Xin	-	-	14	14	
-	12	Rao Shuhan	-	-	5	5	
-	15	Chu Hui	-	-	-	-	
-	16	Tong Jiahua	-	-	-	-	
-	4	Zhang Chen	-	2	14	16	
-	6	Li Runming	-	3	7	10	
-	10	Ji Daoshuai	-	1	2	3	
-	3	Yuan Zhi	-	3	4	7	
Others			-	-	-	-	
<b>Total Team</b>			2	16	79	97	0.40

Serve

Avg. by set

Team	Opponent errors & Team faults	Aces	Faults	Total Attempts
		32	19	51


Rk	No	Name	Digs	Faults	Receptions	Total Attempts	Note
1	16	Tong Jiahua	4	2	4	10	0.80
1	4	Zhang Chen	4	5	7	16	0.80
3	7	Zhong Weijun	3	2	3	8	0.60
3	14	Dai Qingyao	3	4	3	10	0.60
3	15	Chu Hui	3	3	1	7	0.60
6	3	Yuan Zhi	2	-	3	5	0.40
6	8	Cui Jianjun	2	2	1	5	0.40
8	2	Chen Longhai	1	-	-	1	0.20
8	10	Ji Daoshuai	1	-	-	1	0.20
-	5	Li Yuanbo	-	-	-	-	
-	9	Jiao Shuai	-	-	3	3	
-	11	Geng Xin	-	-	4	4	
-	12	Rao Shuhan	-	-	-	-	
-	6	Li Runming	-	8	5	13	
Others			-	-	-	-	
<b>Total Team</b>			23	26	34	83	4.60

Dig

Avg. by set


Match: 15 Date: 01.06.2016 Spectators: 3'500  
City: Tokyo  
Hall: Tokyo Metropolitan Gymnasium  
Match duration: Start: 15:40 End: 17:57 Total: 2:17

Teams	Sets	1	2	3	4	5	Total
CHN	2	28	25	16	17	10	96
POL	3	26	20	25	25	15	111
Set duration		0:35	0:25	0:25	0:25	0:15	2:05



CHN • China


Rk	No	Name	Running Sets	Faults	Still Sets	Total Attempts	Note
1	6	Li Runming	26	1	48	75	5.20
2	9	Jiao Shuai	4	1	12	17	0.80
3	12	Rao Shuhan	1	-	-	1	0.20
-	2	Chen Longhai	-	-	1	1	
-	3	Yuan Zhi	-	-	-	-	
-	4	Zhang Chen	-	-	5	5	
-	5	Li Yuanbo	-	-	-	-	
-	8	Cui Jianjun	-	-	-	-	
-	10	Ji Daoshuai	-	-	-	-	
-	11	Geng Xin	-	-	3	3	
-	14	Dai Qingyao	-	-	3	3	
-	15	Chu Hui	-	-	-	-	
-	16	Tong Jiahua	-	-	5	5	
-	7	Zhong Weijun	-	1	-	1	
Others			-	-	-	-	
<b>Total Team</b>			31	3	77	111	6.20



Set

Avg. by set

Rk	No	Name	Excellents	Faults	Serve Receptions	Total Attempts	Note
1	7	Zhong Weijun	14	-	15	29	48.28
2	4	Zhang Chen	12	2	20	34	29.41
-	16	Tong Jiahua	7	-	9	16	
-	10	Ji Daoshuai	-	-	4	4	
-	14	Dai Qingyao	1	1	2	4	
-	3	Yuan Zhi	1	-	2	3	
-	8	Cui Jianjun	1	-	2	3	
-	6	Li Runming	-	-	1	1	
-	2	Chen Longhai	-	-	-	-	
-	5	Li Yuanbo	-	-	-	-	
-	9	Jiao Shuai	-	-	-	-	
-	11	Geng Xin	-	-	-	-	
-	12	Rao Shuhan	-	-	-	-	
-	15	Chu Hui	-	-	-	-	
Others			-	-	-	-	
<b>Total Team</b>			36	3	55	94	35.11



Reception


Eff. %  
Limit: 25.00%

Match: 15 Date: 01.06.2016 Spectators: 3'500  
City: Tokyo  
Hall: Tokyo Metropolitan Gymnasium  
Match duration: Start: 15:40 End: 17:57 Total: 2:17

Teams	Sets	1	2	3	4	5	Total
CHN	2	28	25	16	17	10	96
POL	3	26	20	25	25	15	111
Set duration		0:35	0:25	0:25	0:25	0:15	2:05




POL • Poland



**Spike**

Succ. %  
Limit: 15.00%

Rk	No	Name	Spikes	Faults	Shots	Total Attempts	Note
1	6	Kurek Bartosz	19	6	8	33	57.58
2	13	Kubiak Michal	12	5	6	23	52.17
-	18	Mozdzonek Marcin	9	2	3	14	
-	7	Klos Karol	7	1	5	13	
-	20	Mika Mateusz	11	1	1	13	
-	21	Buszek Rafal	5	1	4	10	
-	3	Konarski Dawid	4	2	2	8	
-	12	Lomacz Grzegorz	1	-	-	1	
-	1	Nowakowski Piotr	-	-	-	-	
-	11	Drzyzga Fabian	-	-	-	-	
-	15	Gacek Piotr	-	-	-	-	
-	17	Zatorski Pawel	-	-	-	-	
-	23	Bieniek Mateusz	-	-	-	-	
-	25	Szalpuk Artur	-	-	-	-	
Others			-	-	-	-	
<b>Total Team</b>			68	18	29	115	59.13



**Block**

Avg. by set

Rk	No	Name	Kill Blocks	Faults	Rebounds	Total Attempts	Note
1	13	Kubiak Michal	3	1	5	9	0.60
2	18	Mozdzonek Marcin	2	3	10	15	0.40
2	7	Klos Karol	2	9	11	22	0.40
4	3	Konarski Dawid	1	-	-	1	0.20
4	12	Lomacz Grzegorz	1	2	5	8	0.20
4	6	Kurek Bartosz	1	1	1	3	0.20
4	20	Mika Mateusz	1	2	1	4	0.20
4	21	Buszek Rafal	1	3	2	6	0.20
-	1	Nowakowski Piotr	-	-	-	-	
-	11	Drzyzga Fabian	-	-	-	-	
-	15	Gacek Piotr	-	-	-	-	
-	17	Zatorski Pawel	-	-	-	-	
-	25	Szalpuk Artur	-	-	-	-	
-	23	Bieniek Mateusz	-	1	-	1	
Others			-	-	-	-	
<b>Total Team</b>			12	22	35	69	2.40


**Match:** 15 **Date:** 01.06.2016 **Spectators:** 3'500  
**City:** Tokyo  
**Hall:** Tokyo Metropolitan Gymnasium  
**Match duration:** **Start:** 15:40 **End:** 17:57 **Total:** 2:17

Teams	Sets	1	2	3	4	5	Total
<b>CHN</b>	<b>2</b>	28	25	16	17	10	96
<b>POL</b>	<b>3</b>	26	20	25	25	15	111
<b>Set duration</b>		0:35	0:25	0:25	0:25	0:15	2:05



**POL • Poland**

Rk	No	Name	Aces	Faults	Serve Hits	Total Attempts	Note
1	6	Kurek Bartosz	2	3	12	17	0.40
2	12	Lomacz Grzegorz	1	-	17	18	0.20
2	18	Mozdzonek Marcin	1	2	19	22	0.20
-	1	Nowakowski Piotr	-	-	-	-	
-	11	Drzyzga Fabian	-	-	-	-	
-	15	Gacek Piotr	-	-	-	-	
-	17	Zatorski Pawel	-	-	-	-	
-	23	Bieniek Mateusz	-	-	-	-	
-	25	Szalpuk Artur	-	-	-	-	
-	7	Klos Karol	-	1	13	14	
-	13	Kubiak Michal	-	4	17	21	
-	20	Mika Mateusz	-	2	7	9	
-	21	Buszek Rafal	-	2	5	7	
-	3	Konarski Dawid	-	2	-	2	
<b>Others</b>			-	-	-	-	
<b>Total Team</b>			4	16	90	110	0.80




**Serve**

Avg. by set

Team	Opponent errors & Team faults	Aces	Faults	Serve Hits	Total Attempts	Note
	Opponent errors & Team faults	27	8		35	

Rk	No	Name	Digs	Faults	Receptions	Total Attempts	Note
1	17	Zatorski Pawel	10	8	7	25	2.00
2	13	Kubiak Michal	9	7	6	22	1.80
3	21	Buszek Rafal	3	-	1	4	0.60
3	6	Kurek Bartosz	3	1	5	9	0.60
5	20	Mika Mateusz	2	1	6	9	0.40
5	7	Klos Karol	2	2	3	7	0.40
5	12	Lomacz Grzegorz	2	3	4	9	0.40
8	3	Konarski Dawid	1	1	4	6	0.20
8	18	Mozdzonek Marcin	1	3	3	7	0.20
-	1	Nowakowski Piotr	-	-	-	-	
-	11	Drzyzga Fabian	-	-	-	-	
-	15	Gacek Piotr	-	-	-	-	
-	23	Bieniek Mateusz	-	-	-	-	
-	25	Szalpuk Artur	-	-	-	-	
<b>Others</b>			-	-	-	-	
<b>Total Team</b>			33	26	39	98	6.60



**Dig**

Avg. by set

**Match:** 15 **Date:** 01.06.2016 **Spectators:** 3'500  
**City:** Tokyo  
**Hall:** Tokyo Metropolitan Gymnasium  
**Match duration:** **Start:** 15:40 **End:** 17:57 **Total:** 2:17

Teams	Sets	1	2	3	4	5	Total
<b>CHN</b>	<b>2</b>	28	25	16	17	10	96
<b>POL</b>	<b>3</b>	26	20	25	25	15	111
<b>Set duration</b>		0:35	0:25	0:25	0:25	0:15	2:05




**POL • Poland**



**Set**

Avg. by set

Rk	No	Name	Running Sets	Faults	Still Sets	Total Attempts	Note
1	12	Lomacz Grzegorz	49	1	46	96	9.80
2	13	Kubiak Michal	1	-	4	5	0.20
-	1	Nowakowski Piotr	-	-	-	-	-
-	3	Konarski Dawid	-	-	-	-	-
-	6	Kurek Bartosz	-	-	-	-	-
-	7	Klos Karol	-	-	3	3	-
-	11	Drzyzga Fabian	-	-	-	-	-
-	15	Gacek Piotr	-	-	-	-	-
-	17	Zatorski Pawel	-	-	3	3	-
-	18	Mozdzonek Marcin	-	-	3	3	-
-	20	Mika Mateusz	-	-	2	2	-
-	21	Buszek Rafal	-	-	2	2	-
-	23	Bieniek Mateusz	-	-	-	-	-
-	25	Szalpuk Artur	-	-	-	-	-
<b>Others</b>			-	-	-	-	-
<b>Total Team</b>			50	1	63	114	10.00



**Reception**

Eff. %  
Limit: 25.00%

Rk	No	Name	Excellents	Faults	Serve Receptions	Total Attempts	Note
1	13	Kubiak Michal	24	1	19	44	52.27
-	20	Mika Mateusz	7	1	6	14	-
-	17	Zatorski Pawel	5	2	4	11	-
-	21	Buszek Rafal	5	-	2	7	-
-	7	Klos Karol	1	-	1	2	-
-	18	Mozdzonek Marcin	1	-	1	2	-
-	1	Nowakowski Piotr	-	-	-	-	-
-	3	Konarski Dawid	-	-	-	-	-
-	11	Drzyzga Fabian	-	-	-	-	-
-	12	Lomacz Grzegorz	-	-	-	-	-
-	15	Gacek Piotr	-	-	-	-	-
-	23	Bieniek Mateusz	-	-	-	-	-
-	25	Szalpuk Artur	-	-	-	-	-
-	6	Kurek Bartosz	-	1	-	1	-
<b>Others</b>			-	-	-	-	-
<b>Total Team</b>			43	5	33	81	46.91