


Match: 14 **Date:** 01.06.2016 **Spectators:** 1'900
City: Tokyo
Hall: Tokyo Metropolitan Gymnasium
Match duration: **Start:** 12:55 **End:** 14:47 **Total:** 1:52

Teams	Sets	1	2	3	4	5	Total
FRA	3	25	25	16	44		110
AUS	1	22	18	25	42		107
Set duration		0:21	0:21	0:19	0:42		1:43




FRA • France



Spike

Succ. %
Limit: 15.00%

Rk	No	Name	Spikes	Faults	Shots	Total Attempts	Note
1	4	Rouzier Antonin	22	5	9	36	61.11
2	9	Ngapeth Earvin	16	9	8	33	48.48
3	7	Tillie Kevin	9	5	7	21	42.86
-	14	Le Goff Nicolas	12	-	1	13	
-	10	Le Roux Kevin	6	1	2	9	
-	6	Toniutti Benjamin	2	1	1	4	
-	16	Marechal Nicolas	1	-	-	1	
-	2	Grebennikov Jenia	-	-	-	-	
-	5	Clevenot Trevor	-	-	-	-	
-	13	Pujol Pierre	-	-	-	-	
-	15	D'Almeida Horacio	-	-	-	-	
-	17	Lafitte Franck	-	-	-	-	
-	18	Rossard Thibault	-	-	-	-	
-	22	Henno Hubert	-	-	-	-	
Others			-	-	-	-	
Total Team			68	21	28	117	58.12




Block

Avg. by set

Rk	No	Name	Kill Blocks	Faults	Rebounds	Total Attempts	Note
1	14	Le Goff Nicolas	4	10	8	22	1.00
2	10	Le Roux Kevin	2	12	5	19	0.50
3	4	Rouzier Antonin	1	3	2	6	0.25
-	2	Grebennikov Jenia	-	-	-	-	
-	5	Clevenot Trevor	-	-	-	-	
-	15	D'Almeida Horacio	-	-	-	-	
-	17	Lafitte Franck	-	-	-	-	
-	18	Rossard Thibault	-	-	-	-	
-	22	Henno Hubert	-	-	-	-	
-	13	Pujol Pierre	-	1	2	3	
-	6	Toniutti Benjamin	-	3	2	5	
-	9	Ngapeth Earvin	-	4	2	6	
-	7	Tillie Kevin	-	3	1	4	
-	16	Marechal Nicolas	-	1	-	1	
Others			-	-	-	-	
Total Team			7	37	22	66	1.75

Match: 14 **Date:** 01.06.2016 **Spectators:** 1'900
City: Tokyo
Hall: Tokyo Metropolitan Gymnasium
Match duration: **Start:** 12:55 **End:** 14:47 **Total:** 1:52

Teams	Sets	1	2	3	4	5	Total
FRA	3	25	25	16	44		110
AUS	1	22	18	25	42		107
Set duration		0:21	0:21	0:19	0:42		1:43



FRA • France

Rk	No	Name	Aces	Faults	Serve Hits	Total Attempts	Note
1	9	Ngapeth Earvin	2	5	10	17	0.50
2	14	Le Goff Nicolas	1	-	15	16	0.25
-	2	Grebennikov Jenia	-	-	-	-	
-	5	Clevenot Trevor	-	-	-	-	
-	13	Pujol Pierre	-	-	-	-	
-	15	D'Almeida Horacio	-	-	-	-	
-	16	Marechal Nicolas	-	-	1	1	
-	17	Lafitte Franck	-	-	-	-	
-	18	Rossard Thibault	-	-	-	-	
-	22	Henno Hubert	-	-	-	-	
-	6	Toniutti Benjamin	-	1	20	21	
-	7	Tillie Kevin	-	1	16	17	
-	4	Rouzier Antonin	-	5	16	21	
-	10	Le Roux Kevin	-	5	11	16	
Others			-	-	-	-	
Total Team			3	17	89	109	0.75

Serve

Avg. by set

Team	Opponent errors & Team faults	Aces	Faults	Total Attempts
		32	13	45

Rk	No	Name	Digs	Faults	Receptions	Total Attempts	Note
1	9	Ngapeth Earvin	9	1	3	13	2.25
2	2	Grebennikov Jenia	5	3	7	15	1.25
3	4	Rouzier Antonin	4	2	3	9	1.00
4	7	Tillie Kevin	2	6	6	14	0.50
5	14	Le Goff Nicolas	1	1	1	3	0.25
-	5	Clevenot Trevor	-	-	-	-	
-	13	Pujol Pierre	-	-	1	1	
-	15	D'Almeida Horacio	-	-	-	-	
-	16	Marechal Nicolas	-	-	-	-	
-	17	Lafitte Franck	-	-	-	-	
-	18	Rossard Thibault	-	-	-	-	
-	22	Henno Hubert	-	-	-	-	
-	6	Toniutti Benjamin	-	2	4	6	
-	10	Le Roux Kevin	-	1	2	3	
Others			-	-	-	-	
Total Team			21	16	27	64	5.25

Dig


Avg. by set

Match: 14 **Date:** 01.06.2016 **Spectators:** 1'900
City: Tokyo
Hall: Tokyo Metropolitan Gymnasium
Match duration: **Start:** 12:55 **End:** 14:47 **Total:** 1:52

Teams	Sets	1	2	3	4	5	Total
FRA	3	25	25	16	44		110
AUS	1	22	18	25	42		107
Set duration		0:21	0:21	0:19	0:42		1:43




FRA • France



Set

Avg. by set

Rk	No	Name	Running Sets	Faults	Still Sets	Total Attempts	Note
1	6	Toniutti Benjamin	29	-	63	92	7.25
-	2	Grebennikov Jenia	-	-	5	5	
-	4	Rouzier Antonin	-	-	2	2	
-	5	Clevenot Trevor	-	-	-	-	
-	7	Tillie Kevin	-	-	2	2	
-	9	Ngapeth Earvin	-	-	2	2	
-	10	Le Roux Kevin	-	-	-	-	
-	13	Pujol Pierre	-	-	2	2	
-	14	Le Goff Nicolas	-	-	-	-	
-	15	D'Almeida Horacio	-	-	-	-	
-	16	Marechal Nicolas	-	-	-	-	
-	17	Lafitte Franck	-	-	-	-	
-	18	Rossard Thibault	-	-	-	-	
-	22	Henno Hubert	-	-	-	-	
Others			-	-	-	-	
Total Team			29	-	76	105	7.25



Reception

Eff. %
Limit: 25.00%


Rk	No	Name	Excellents	Faults	Serve Receptions	Total Attempts	Note
1	9	Ngapeth Earvin	19	1	15	35	51.43
2	7	Tillie Kevin	14	2	12	28	42.86
-	2	Grebennikov Jenia	8	-	8	16	
-	6	Toniutti Benjamin	-	-	3	3	
-	14	Le Goff Nicolas	-	-	1	1	
-	16	Marechal Nicolas	1	-	-	1	
-	4	Rouzier Antonin	-	-	-	-	
-	5	Clevenot Trevor	-	-	-	-	
-	10	Le Roux Kevin	-	-	-	-	
-	13	Pujol Pierre	-	-	-	-	
-	15	D'Almeida Horacio	-	-	-	-	
-	17	Lafitte Franck	-	-	-	-	
-	18	Rossard Thibault	-	-	-	-	
-	22	Henno Hubert	-	-	-	-	
Others			-	-	-	-	
Total Team			42	3	39	84	46.43

Match: 14 **Date:** 01.06.2016 **Spectators:** 1'900
City: Tokyo
Hall: Tokyo Metropolitan Gymnasium
Match duration: **Start:** 12:55 **End:** 14:47 **Total:** 1:52

Teams	Sets	1	2	3	4	5	Total
FRA	3	25	25	16	44		110
AUS	1	22	18	25	42		107
Set duration		0:21	0:21	0:19	0:42		1:43




AUS • Australia



Spike

Succ. %
Limit: 15.00%

Rk	No	Name	Spikes	Faults	Shots	Total Attempts	Note
1	17	Carroll Paul	31	5	10	46	67.39
2	13	Walker Samuel	8	-	11	19	42.11
3	9	Staples Max	9	5	10	24	37.50
-	1	Zingel Aidan	3	-	5	8	
-	3	Roberts Nathan	3	2	1	6	
-	12	Mote Nehemiah	2	2	2	6	
-	10	Bell Benjamin	1	-	1	2	
-	2	Guymer Jacob Ross	1	1	-	2	
-	4	Sanderson Paul	-	-	-	-	
-	5	Passier Travis	-	-	-	-	
-	6	Edgar Thomas	-	-	-	-	
-	8	Borgeaud Jacques	-	-	-	-	
-	11	Perry Luke	-	-	-	-	
-	14	Sukochev Grigory	-	-	-	-	
Others			-	-	-	-	
Total Team			58	15	40	113	51.33



Block

Avg. by set

Rk	No	Name	Kill Blocks	Faults	Rebounds	Total Attempts	Note
1	1	Zingel Aidan	3	3	4	10	0.75
1	9	Staples Max	3	2	-	5	0.75
3	10	Bell Benjamin	1	-	4	5	0.25
3	14	Sukochev Grigory	1	1	2	4	0.25
3	13	Walker Samuel	1	3	3	7	0.25
-	4	Sanderson Paul	-	-	-	-	
-	5	Passier Travis	-	-	-	-	
-	6	Edgar Thomas	-	-	-	-	
-	8	Borgeaud Jacques	-	-	-	-	
-	11	Perry Luke	-	-	-	-	
-	17	Carroll Paul	-	3	7	10	
-	12	Mote Nehemiah	-	2	1	3	
-	2	Guymer Jacob Ross	-	5	2	7	
-	3	Roberts Nathan	-	1	-	1	
Others			-	-	-	-	
Total Team			9	20	23	52	2.25

Match: 14 **Date:** 01.06.2016 **Spectators:** 1'900
City: Tokyo
Hall: Tokyo Metropolitan Gymnasium
Match duration: **Start:** 12:55 **End:** 14:47 **Total:** 1:52

Teams	Sets	1	2	3	4	5	Total
FRA	3	25	25	16	44		110
AUS	1	22	18	25	42		107
Set duration		0:21	0:21	0:19	0:42		1:43



AUS • Australia

Rk	No	Name	Aces	Faults	Serve Hits	Total Attempts	Note
1	17	Carroll Paul	3	5	15	23	0.75
2	12	Mote Nehemiah	1	-	3	4	0.25
2	13	Walker Samuel	1	3	15	19	0.25
2	9	Staples Max	1	4	3	8	0.25
-	5	Passier Travis	-	-	-	-	
-	6	Edgar Thomas	-	-	-	-	
-	8	Borgeaud Jacques	-	-	-	-	
-	10	Bell Benjamin	-	-	10	10	
-	11	Perry Luke	-	-	-	-	
-	2	Guymer Jacob Ross	-	1	11	12	
-	14	Sukochev Grigory	-	1	6	7	
-	1	Zingel Aidan	-	3	14	17	
-	3	Roberts Nathan	-	3	3	6	
-	4	Sanderson Paul	-	1	1	2	
Others			-	-	-	-	
Total Team			6	21	81	108	1.50

Serve

Avg. by set

Team	Opponent errors & Team faults	Aces	Faults	Total Attempts
		34	23	57

Rk	No	Name	Digs	Faults	Receptions	Total Attempts	Note
1	11	Perry Luke	8	9	6	23	2.00
2	9	Staples Max	4	1	1	6	1.00
3	13	Walker Samuel	1	2	5	8	0.25
3	17	Carroll Paul	1	5	4	10	0.25
-	4	Sanderson Paul	-	-	-	-	
-	5	Passier Travis	-	-	-	-	
-	6	Edgar Thomas	-	-	-	-	
-	8	Borgeaud Jacques	-	-	-	-	
-	12	Mote Nehemiah	-	-	1	1	
-	14	Sukochev Grigory	-	-	1	1	
-	10	Bell Benjamin	-	4	5	9	
-	2	Guymer Jacob Ross	-	1	1	2	
-	1	Zingel Aidan	-	2	1	3	
-	3	Roberts Nathan	-	4	1	5	
Others			-	-	-	-	
Total Team			14	28	26	68	3.50

Dig

Avg. by set


Match: 14 **Date:** 01.06.2016 **Spectators:** 1'900
City: Tokyo
Hall: Tokyo Metropolitan Gymnasium
Match duration: **Start:** 12:55 **End:** 14:47 **Total:** 1:52

Teams	Sets	1	2	3	4	5	Total
FRA	3	25	25	16	44		110
AUS	1	22	18	25	42		107
Set duration		0:21	0:21	0:19	0:42		1:43



AUS • Australia


Rk	No	Name	Running Sets	Faults	Still Sets	Total Attempts	Note
1	14	Sukochev Grigory	16	-	22	38	4.00
2	10	Bell Benjamin	10	1	49	60	2.50
-	1	Zingel Aidan	-	-	1	1	
-	2	Guymer Jacob Ross	-	-	-	-	
-	3	Roberts Nathan	-	-	-	-	
-	4	Sanderson Paul	-	-	-	-	
-	5	Passier Travis	-	-	-	-	
-	6	Edgar Thomas	-	-	-	-	
-	8	Borgeaud Jacques	-	-	-	-	
-	9	Staples Max	-	-	1	1	
-	11	Perry Luke	-	-	6	6	
-	12	Mote Nehemiah	-	-	-	-	
-	13	Walker Samuel	-	-	3	3	
-	17	Carroll Paul	-	-	-	-	
Others			-	-	-	-	
Total Team			26	1	82	109	6.50



Set

Avg. by set

Rk	No	Name	Excellents	Faults	Serve Receptions	Total Attempts	Note
1	11	Perry Luke	16	1	14	31	48.39
2	13	Walker Samuel	13	1	13	27	44.44
-	9	Staples Max	9	-	10	19	
-	3	Roberts Nathan	8	-	5	13	
-	12	Mote Nehemiah	1	-	-	1	
-	1	Zingel Aidan	-	-	-	-	
-	2	Guymer Jacob Ross	-	-	-	-	
-	4	Sanderson Paul	-	-	-	-	
-	5	Passier Travis	-	-	-	-	
-	6	Edgar Thomas	-	-	-	-	
-	8	Borgeaud Jacques	-	-	-	-	
-	10	Bell Benjamin	-	-	-	-	
-	14	Sukochev Grigory	-	-	-	-	
-	17	Carroll Paul	-	-	-	-	
Others			-	-	-	-	
Total Team			47	2	42	91	49.45



Reception

Eff. %
Limit: 25.00%