


Match: 13 Date: 01.06.2016 Spectators: 900  
City: Tokyo  
Hall: Tokyo Metropolitan Gymnasium  
Match duration: Start: 10:10 End: 11:33 Total: 1:23

Teams	Sets	1	2	3	4	5	Total
VEN	0	20	20	25			65
CAN	3	25	25	27			77
Set duration		0:24	0:24	0:29			1:17




VEN • Venezuela



**Spike**

Succ. %  
Limit: 15.00%

Rk	No	Name	Spikes	Faults	Shots	Total Attempts	Note
1	3	Gonzalez Fernando	7	3	6	16	43.75
2	10	Piñerua Urbina Kervin Martin	12	3	14	29	41.38
3	2	Barreto Pena Jhonlenn Cruz	6	1	12	19	31.58
-	5	Rodriguez Gonzalez Emerson Alexander	-	1	6	10	
-	7	Valencia Gonzalez Edson Alberto	4	1	4	9	
-	18	Quijada Jonathan	4	-	3	7	
-	16	Rojas Guevara Andy Agustin	-	-	1	1	
-	19	Rivas Quijada Willner Enrique	-	1	-	1	
-	1	Briceno Regulo Alberto	-	-	-	-	
-	4	Mata Héctor	-	-	-	-	
-	6	Paez Diaz Carlos Julio	-	-	-	-	
-	8	Salerno Hector	-	-	-	-	
-	9	Carrasco José	-	-	-	-	
-	13	Chourio Pirela Jesus Danian	-	-	-	-	
Others			-	-	-	-	
<b>Total Team</b>			36	10	46	92	39.13



**Block**

Avg. by set

Rk	No	Name	Kill Blocks	Faults	Rebounds	Total Attempts	Note
1	3	Gonzalez Fernando	2	2	3	7	0.67
2	18	Quijada Jonathan	1	5	7	13	0.33
2	7	Valencia Gonzalez Edson Alberto	1	3	1	5	0.33
-	1	Briceno Regulo Alberto	-	-	-	-	
-	4	Mata Héctor	-	-	-	-	
-	5	Rodriguez Gonzalez Emerson Alexander	-	-	-	-	
-	6	Paez Diaz Carlos Julio	-	-	-	-	
-	8	Salerno Hector	-	-	-	-	
-	9	Carrasco José	-	-	3	3	
-	10	Piñerua Urbina Kervin Martin	-	-	4	4	
-	13	Chourio Pirela Jesus Danian	-	-	-	-	
-	16	Rojas Guevara Andy Agustin	-	-	-	-	
-	19	Rivas Quijada Willner Enrique	-	-	-	-	
-	2	Barreto Pena Jhonlenn Cruz	-	2	-	2	
Others			-	-	-	-	
<b>Total Team</b>			4	12	18	34	1.33

## Men's World Olympic Qualification Tournament

Round robin

**Match:** 13 **Date:** 01.06.2016 **Spectators:** 900  
**City:** Tokyo  
**Hall:** Tokyo Metropolitan Gymnasium  
**Match duration:** **Start:** 10:10 **End:** 11:33 **Total:** 1:23

Teams	Sets	1	2	3	4	5	Total
<b>VEN</b>	<b>0</b>	20	20	25			65
<b>CAN</b>	<b>3</b>	25	25	27			77
<b>Set duration</b>		0:24	0:24	0:29			1:17



## VEN • Venezuela

Rk	No	Name	Aces	Faults	Serve Hits	Total Attempts	Note
-	1	Briceno Regulo Alberto	-	-	-	-	
-	4	Mata Héctor	-	-	-	-	
-	6	Paez Diaz Carlos Julio	-	-	1	1	
-	8	Salerno Hector	-	-	-	-	
-	13	Chourio Pirela Jesus Danian	-	-	-	-	
-	19	Rivas Quijada Willner Enrique	-	-	1	1	
-	18	Quijada Jonathan	-	1	13	14	
-	7	Valencia Gonzalez Edson Alberto	-	1	11	12	
-	10	Piñerua Urbina Kervin Martin	-	1	8	9	
-	2	Barreto Pena Jhonlenn Cruz	-	1	7	8	
-	9	Carrasco José	-	1	6	7	
-	3	Gonzalez Fernando	-	3	7	10	
-	16	Rojas Guevara Andy Agustin	-	1	2	3	
-	5	Rodriguez Gonzalez Emerson Alexander	-	1	-	1	
<b>Others</b>			-	-	-	-	
<b>Total Team</b>			-	10	56	66	

**Serve**

Avg. by set

Team	Opponent errors & Team faults	Aces	Faults	Total Attempts
		25	21	46

Rk	No	Name	Digs	Faults	Receptions	Total Attempts	Note
1	4	Mata Héctor	5	-	5	10	1.67
2	9	Carrasco José	3	3	8	14	1.00
3	10	Piñerua Urbina Kervin Martin	2	-	2	4	0.67
3	7	Valencia Gonzalez Edson Alberto	2	3	1	6	0.67
3	2	Barreto Pena Jhonlenn Cruz	2	5	2	9	0.67
6	3	Gonzalez Fernando	1	1	3	5	0.33
6	1	Briceno Regulo Alberto	1	3	1	5	0.33
-	5	Rodriguez Gonzalez Emerson Alexander	-	-	-	-	
-	8	Salerno Hector	-	-	-	-	
-	13	Chourio Pirela Jesus Danian	-	-	-	-	
-	16	Rojas Guevara Andy Agustin	-	-	-	-	
-	19	Rivas Quijada Willner Enrique	-	-	-	-	
-	6	Paez Diaz Carlos Julio	-	1	2	3	
-	18	Quijada Jonathan	-	2	2	4	
<b>Others</b>			-	-	-	-	
<b>Total Team</b>			16	18	26	60	5.33

**Dig**

Avg. by set




**Match:** 13 **Date:** 01.06.2016 **Spectators:** 900  
**City:** Tokyo  
**Hall:** Tokyo Metropolitan Gymnasium  
**Match duration:** **Start:** 10:10 **End:** 11:33 **Total:** 1:23


Teams	Sets	1	2	3	4	5	Total
<b>VEN</b>	<b>0</b>	20	20	25			65
<b>CAN</b>	<b>3</b>	25	25	27			77
<b>Set duration</b>		0:24	0:24	0:29			1:17



**VEN • Venezuela**

  
**Set**  
  
Avg. by set

Rk	No	Name	Running Sets	Faults	Still Sets	Total Attempts	Note
1	9	Carrasco José	24	-	26	50	8.00
2	6	Paez Diaz Carlos Julio	9	2	7	18	3.00
-	1	Briceno Regulo Alberto	-	-	3	3	
-	2	Barreto Pena Jhonlenn Cruz	-	-	-	-	
-	3	Gonzalez Fernando	-	-	1	1	
-	4	Mata Héctor	-	-	12	12	
-	5	Rodriguez Gonzalez Emerson Alexander	-	-	-	-	
-	7	Valencia Gonzalez Edson Alberto	-	-	-	-	
-	8	Salerno Hector	-	-	-	-	
-	10	Piñerua Urbina Kervin Martin	-	-	2	2	
-	13	Chourio Pirela Jesus Danian	-	-	-	-	
-	16	Rojas Guevara Andy Agustin	-	-	-	-	
-	18	Quijada Jonathan	-	-	2	2	
-	19	Rivas Quijada Willner Enrique	-	-	-	-	
<b>Others</b>			-	-	-	-	
<b>Total Team</b>			33	2	53	88	11.00

  
**Reception**  
  
Eff. %  
Limit: 25.00%


Rk	No	Name	Excellents	Faults	Serve Receptions	Total Attempts	Note
1	2	Barreto Pena Jhonlenn Cruz	14	1	14	29	44.83
-	3	Gonzalez Fernando	7	1	6	14	
-	4	Mata Héctor	7	1	4	12	
-	16	Rojas Guevara Andy Agustin	1	-	2	3	
-	7	Valencia Gonzalez Edson Alberto	-	-	2	2	
-	19	Rivas Quijada Willner Enrique	-	-	2	2	
-	1	Briceno Regulo Alberto	-	-	-	-	
-	5	Rodriguez Gonzalez Emerson Alexander	-	-	-	-	
-	6	Paez Diaz Carlos Julio	-	-	-	-	
-	8	Salerno Hector	-	-	-	-	
-	9	Carrasco José	-	-	-	-	
-	10	Piñerua Urbina Kervin Martin	-	-	-	-	
-	13	Chourio Pirela Jesus Danian	-	-	-	-	
-	18	Quijada Jonathan	-	1	-	1	
<b>Others</b>			-	-	-	-	
<b>Total Team</b>			29	4	30	63	39.68

**Match:** 13 **Date:** 01.06.2016 **Spectators:** 900  
**City:** Tokyo  
**Hall:** Tokyo Metropolitan Gymnasium  
**Match duration:** **Start:** 10:10 **End:** 11:33 **Total:** 1:23

Teams	Sets	1	2	3	4	5	Total
<b>VEN</b>	<b>0</b>	20	20	25			65
<b>CAN</b>	<b>3</b>	25	25	27			77
<b>Set duration</b>		0:24	0:24	0:29			1:17



**CAN • Canada**



**Spike**

Succ. %  
Limit: 15.00%

Rk	No	Name	Spikes	Faults	Shots	Total Attempts	Note
1	2	Perrin John Gordon	14	4	11	29	48.28
2	12	Schmitt Gavin	8	3	8	19	42.11
-	6	Duff Justin	8	1	3	12	
-	22	Marshall Steven	5	1	2	8	
-	4	Hoag Nicholas	2	5	1	8	
-	11	Jansen Vandoorn Daniel Cornelius	7	-	-	7	
-	5	Verhoeff Rudy	1	-	-	1	
-	1	Sanders Tyler	-	-	-	-	
-	3	Lewis Daniel	-	-	-	-	
-	8	Simac Adam	-	-	-	-	
-	10	Van Lankvelt Toontje	-	-	-	-	
-	17	Vigrass Graham	-	-	-	-	
-	19	Bann Blair Cameron	-	-	-	-	
-	21	Blankenau Jay	-	-	-	-	
<b>Others</b>			-	-	-	-	
<b>Total Team</b>			45	14	25	84	53.57



**Block**

Avg. by set

Rk	No	Name	Kill Blocks	Faults	Rebounds	Total Attempts	Note
1	6	Duff Justin	2	4	6	12	0.67
1	12	Schmitt Gavin	2	4	5	11	0.67
1	2	Perrin John Gordon	2	6	1	9	0.67
4	5	Verhoeff Rudy	1	-	-	1	0.33
4	22	Marshall Steven	1	3	4	8	0.33
4	1	Sanders Tyler	1	3	1	5	0.33
-	3	Lewis Daniel	-	-	-	-	
-	8	Simac Adam	-	-	-	-	
-	10	Van Lankvelt Toontje	-	-	-	-	
-	17	Vigrass Graham	-	-	-	-	
-	19	Bann Blair Cameron	-	-	-	-	
-	21	Blankenau Jay	-	-	-	-	
-	11	Jansen Vandoorn Daniel Cornelius	-	1	9	10	
-	4	Hoag Nicholas	-	1	3	4	
<b>Others</b>			-	-	-	-	
<b>Total Team</b>			9	22	29	60	3.00


**Match:** 13 **Date:** 01.06.2016 **Spectators:** 900  
**City:** Tokyo  
**Hall:** Tokyo Metropolitan Gymnasium  
**Match duration:** **Start:** 10:10 **End:** 11:33 **Total:** 1:23

Teams	Sets	1	2	3	4	5	Total
<b>VEN</b>	<b>0</b>	20	20	25			65
<b>CAN</b>	<b>3</b>	25	25	27			77
<b>Set duration</b>		0:24	0:24	0:29			1:17



**CAN • Canada**

Rk	No	Name	Aces	Faults	Serve Hits	Total Attempts	Note
1	1	Sanders Tyler	1	-	11	12	0.33
1	11	Jansen Vandoorn Daniel Cornelius	1	-	17	18	0.33
1	4	Hoag Nicholas	1	1	6	8	0.33
1	12	Schmitt Gavin	1	5	3	9	0.33
-	3	Lewis Daniel	-	-	-	-	
-	8	Simac Adam	-	-	-	-	
-	10	Van Lankvelt Toontje	-	-	-	-	
-	17	Vigrass Graham	-	-	-	-	
-	19	Bann Blair Cameron	-	-	-	-	
-	21	Blankenau Jay	-	-	-	-	
-	6	Duff Justin	-	1	9	10	
-	22	Marshall Steven	-	1	6	7	
-	2	Perrin John Gordon	-	2	8	10	
-	5	Verhoeff Rudy	-	1	-	1	
<b>Others</b>			-	-	-	-	
<b>Total Team</b>			4	11	60	75	1.33



**Serve**

Avg. by set

Team	Opponent errors & Team faults	Aces	Faults	Total Attempts
		19	8	27

Rk	No	Name	Digs	Faults	Receptions	Total Attempts	Note
1	2	Perrin John Gordon	9	2	2	13	3.00
2	12	Schmitt Gavin	7	1	3	11	2.33
3	22	Marshall Steven	4	1	4	9	1.33
4	1	Sanders Tyler	3	2	2	7	1.00
5	19	Bann Blair Cameron	2	2	2	6	0.67
6	4	Hoag Nicholas	1	-	2	3	0.33
6	11	Jansen Vandoorn Daniel Cornelius	1	1	1	3	0.33
-	5	Verhoeff Rudy	-	-	1	1	
-	6	Duff Justin	-	-	-	-	
-	8	Simac Adam	-	-	-	-	
-	10	Van Lankvelt Toontje	-	-	-	-	
-	17	Vigrass Graham	-	-	-	-	
-	21	Blankenau Jay	-	-	-	-	
-	3	Lewis Daniel	-	1	1	2	
<b>Others</b>			-	-	-	-	
<b>Total Team</b>			27	10	18	55	9.00



**Dig**

Avg. by set

**Match:** 13 **Date:** 01.06.2016 **Spectators:** 900  
**City:** Tokyo  
**Hall:** Tokyo Metropolitan Gymnasium  
**Match duration:** **Start:** 10:10 **End:** 11:33 **Total:** 1:23

Teams	Sets	1	2	3	4	5	Total
<b>VEN</b>	<b>0</b>	20	20	25			65
<b>CAN</b>	<b>3</b>	25	25	27			77
<b>Set duration</b>		0:24	0:24	0:29			1:17




**CAN • Canada**



**Set**

Avg. by set

Rk	No	Name	Running Sets	Faults	Still Sets	Total Attempts	Note
1	1	Sanders Tyler	28	-	41	69	9.33
-	2	Perrin John Gordon	-	-	1	1	
-	3	Lewis Daniel	-	-	2	2	
-	4	Hoag Nicholas	-	-	3	3	
-	5	Verhoeff Rudy	-	-	-	-	
-	6	Duff Justin	-	-	1	1	
-	8	Simac Adam	-	-	-	-	
-	10	Van Lankvelt Toontje	-	-	-	-	
-	11	Jansen Vandoorn Daniel Cornelius	-	-	-	-	
-	12	Schmitt Gavin	-	-	1	1	
-	17	Vigrass Graham	-	-	-	-	
-	19	Bann Blair Cameron	-	-	3	3	
-	21	Blankenau Jay	-	-	-	-	
-	22	Marshall Steven	-	-	3	3	
<b>Others</b>			-	-	-	-	
<b>Total Team</b>			28	-	55	83	9.33



**Reception**

Eff. %  
Limit: 25.00%

Rk	No	Name	Excellents	Faults	Serve Receptions	Total Attempts	Note
1	2	Perrin John Gordon	10	-	12	22	45.45
-	3	Lewis Daniel	3	-	8	11	
-	4	Hoag Nicholas	4	-	7	11	
-	22	Marshall Steven	5	-	4	9	
-	6	Duff Justin	1	-	2	3	
-	1	Sanders Tyler	-	-	-	-	
-	5	Verhoeff Rudy	-	-	-	-	
-	8	Simac Adam	-	-	-	-	
-	10	Van Lankvelt Toontje	-	-	-	-	
-	11	Jansen Vandoorn Daniel Cornelius	-	-	-	-	
-	12	Schmitt Gavin	-	-	-	-	
-	17	Vigrass Graham	-	-	-	-	
-	19	Bann Blair Cameron	-	-	-	-	
-	21	Blankenau Jay	-	-	-	-	
<b>Others</b>			-	-	-	-	
<b>Total Team</b>			23	-	33	56	41.07