

Match: 9 **Date:** 31.05.2016 **Spectators:** 800
City: Tokyo
Hall: Tokyo Metropolitan Gymnasium
Match duration: **Start:** 10:10 **End:** 12:17 **Total:** 2:07

Teams	Sets	1	2	3	4	5	Total
AUS	2	19	26	25	27	11	108
CAN	3	25	24	20	29	15	113
Set duration		0:22	0:27	0:21	0:29	0:16	1:55



AUS • Australia



Spike

Succ. %
Limit: 15.00%

Rk	No	Name	Spikes	Faults	Shots	Total Attempts	Note
1	6	Edgar Thomas	31	5	14	50	62.00
2	3	Roberts Nathan	11	5	3	19	57.89
3	13	Walker Samuel	6	5	7	18	33.33
-	1	Zingel Aidan	6	-	-	6	
-	12	Mote Nehemiah	3	1	2	6	
-	4	Sanderson Paul	1	1	2	4	
-	14	Sukochev Grigory	-	-	2	2	
-	2	Guymer Jacob Ross	-	-	-	-	
-	5	Passier Travis	-	-	-	-	
-	8	Borgeaud Jacques	-	-	-	-	
-	9	Staples Max	-	-	-	-	
-	10	Bell Benjamin	-	-	-	-	
-	11	Perry Luke	-	-	-	-	
-	17	Carroll Paul	-	-	-	-	
Others			-	-	-	-	
Total Team			58	17	30	105	55.24



Block

Avg. by set

Rk	No	Name	Kill Blocks	Faults	Rebounds	Total Attempts	Note
1	1	Zingel Aidan	4	6	14	24	0.80
2	3	Roberts Nathan	3	5	4	12	0.60
3	12	Mote Nehemiah	2	6	5	13	0.40
3	13	Walker Samuel	2	6	3	11	0.40
5	10	Bell Benjamin	1	-	1	2	0.20
5	6	Edgar Thomas	1	4	4	9	0.20
-	2	Guymer Jacob Ross	-	-	-	-	
-	5	Passier Travis	-	-	-	-	
-	8	Borgeaud Jacques	-	-	-	-	
-	9	Staples Max	-	-	-	-	
-	11	Perry Luke	-	-	-	-	
-	17	Carroll Paul	-	-	-	-	
-	4	Sanderson Paul	-	1	-	1	
-	14	Sukochev Grigory	-	2	-	2	
Others			-	-	-	-	
Total Team			13	30	31	74	2.60

Match: 9 **Date:** 31.05.2016 **Spectators:** 800
City: Tokyo
Hall: Tokyo Metropolitan Gymnasium
Match duration: **Start:** 10:10 **End:** 12:17 **Total:** 2:07

Teams	Sets	1	2	3	4	5	Total
AUS	2	19	26	25	27	11	108
CAN	3	25	24	20	29	15	113
Set duration		0:22	0:27	0:21	0:29	0:16	1:55



AUS • Australia

Rk	No	Name	Aces	Faults	Serve Hits	Total Attempts	Note
1	3	Roberts Nathan	2	5	8	15	0.40
2	12	Mote Nehemiah	1	-	15	16	0.20
2	13	Walker Samuel	1	-	19	20	0.20
2	6	Edgar Thomas	1	2	14	17	0.20
2	17	Carroll Paul	1	1	4	6	0.20
-	1	Zingel Aidan	-	-	14	14	
-	2	Guymer Jacob Ross	-	-	-	-	
-	5	Passier Travis	-	-	-	-	
-	8	Borgeaud Jacques	-	-	-	-	
-	9	Staples Max	-	-	-	-	
-	10	Bell Benjamin	-	-	-	-	
-	11	Perry Luke	-	-	-	-	
-	14	Sukochev Grigory	-	-	19	19	
-	4	Sanderson Paul	-	1	1	2	
Others			-	-	-	-	
Total Team			6	9	94	109	1.20

Serve

Avg. by set

Team	Opponent errors & Team faults	Aces	Faults	Serve Hits	Total Attempts	Note
		31	23		54	

Rk	No	Name	Digs	Faults	Receptions	Total Attempts	Note
1	11	Perry Luke	7	4	7	18	1.40
2	14	Sukochev Grigory	2	2	8	12	0.40
2	6	Edgar Thomas	2	5	4	11	0.40
2	3	Roberts Nathan	2	8	7	17	0.40
5	13	Walker Samuel	1	1	13	15	0.20
5	4	Sanderson Paul	1	2	1	4	0.20
-	1	Zingel Aidan	-	-	4	4	
-	2	Guymer Jacob Ross	-	-	-	-	
-	5	Passier Travis	-	-	-	-	
-	8	Borgeaud Jacques	-	-	-	-	
-	9	Staples Max	-	-	-	-	
-	10	Bell Benjamin	-	-	1	1	
-	17	Carroll Paul	-	-	1	1	
-	12	Mote Nehemiah	-	2	3	5	
Others			-	-	-	-	
Total Team			15	24	49	88	3.00

Dig

Avg. by set


Match: 9 **Date:** 31.05.2016 **Spectators:** 800
City: Tokyo
Hall: Tokyo Metropolitan Gymnasium
Match duration: **Start:** 10:10 **End:** 12:17 **Total:** 2:07

Teams	Sets	1	2	3	4	5	Total
AUS	2	19	26	25	27	11	108
CAN	3	25	24	20	29	15	113
Set duration		0:22	0:27	0:21	0:29	0:16	1:55



AUS • Australia


Rk	No	Name	Running Sets	Faults	Still Sets	Total Attempts	Note
1	14	Sukochev Grigory	26	-	59	85	5.20
2	10	Bell Benjamin	1	-	1	2	0.20
2	11	Perry Luke	1	-	6	7	0.20
2	12	Mote Nehemiah	1	-	-	1	0.20
-	1	Zingel Aidan	-	-	-	-	
-	2	Guymer Jacob Ross	-	-	-	-	
-	3	Roberts Nathan	-	-	2	2	
-	4	Sanderson Paul	-	-	-	-	
-	5	Passier Travis	-	-	-	-	
-	8	Borgeaud Jacques	-	-	-	-	
-	9	Staples Max	-	-	-	-	
-	13	Walker Samuel	-	-	2	2	
-	17	Carroll Paul	-	-	-	-	
-	6	Edgar Thomas	-	1	-	1	
Others			-	-	-	-	
Total Team			29	1	70	100	5.80



Set

Avg. by set

Rk	No	Name	Excellents	Faults	Serve Receptions	Total Attempts	Note
1	13	Walker Samuel	15	3	12	30	40.00
2	11	Perry Luke	9	2	13	24	29.17
3	3	Roberts Nathan	10	4	11	25	24.00
-	4	Sanderson Paul	3	-	4	7	
-	12	Mote Nehemiah	1	-	-	1	
-	1	Zingel Aidan	-	-	-	-	
-	2	Guymer Jacob Ross	-	-	-	-	
-	5	Passier Travis	-	-	-	-	
-	6	Edgar Thomas	-	-	-	-	
-	8	Borgeaud Jacques	-	-	-	-	
-	9	Staples Max	-	-	-	-	
-	10	Bell Benjamin	-	-	-	-	
-	14	Sukochev Grigory	-	-	-	-	
-	17	Carroll Paul	-	-	-	-	
Others			-	-	-	-	
Total Team			38	9	40	87	33.33



Reception


Eff. %
Limit: 25.00%

Match: 9 **Date:** 31.05.2016 **Spectators:** 800
City: Tokyo
Hall: Tokyo Metropolitan Gymnasium
Match duration: **Start:** 10:10 **End:** 12:17 **Total:** 2:07

Teams	Sets	1	2	3	4	5	Total
AUS	2	19	26	25	27	11	108
CAN	3	25	24	20	29	15	113
Set duration		0:22	0:27	0:21	0:29	0:16	1:55



CAN • Canada



Spike

Succ. %
Limit: 15.00%

Rk	No	Name	Spikes	Faults	Shots	Total Attempts	Note
1	2	Perrin John Gordon	23	4	15	42	54.76
2	12	Schmitt Gavin	17	6	11	34	50.00
3	4	Hoag Nicholas	14	8	14	36	38.89
-	6	Duff Justin	6	1	3	10	
-	11	Jansen Vandoorn Daniel Cornelius	6	-	3	9	
-	8	Simac Adam	4	1	1	6	
-	22	Marshall Steven	1	-	-	1	
-	21	Blankenau Jay	-	1	-	1	
-	1	Sanders Tyler	-	-	-	-	
-	3	Lewis Daniel	-	-	-	-	
-	5	Verhoeff Rudy	-	-	-	-	
-	10	Van Lankvelt Toontje	-	-	-	-	
-	17	Vigrass Graham	-	-	-	-	
-	19	Bann Blair Cameron	-	-	-	-	
Others			-	-	-	-	
Total Team			71	21	47	139	51.08



Block

Avg. by set

Rk	No	Name	Kill Blocks	Faults	Rebounds	Total Attempts	Note
1	2	Perrin John Gordon	2	1	2	5	0.40
1	1	Sanders Tyler	2	3	2	7	0.40
1	4	Hoag Nicholas	2	5	4	11	0.40
1	12	Schmitt Gavin	2	5	2	9	0.40
5	6	Duff Justin	1	2	4	7	0.20
-	3	Lewis Daniel	-	-	-	-	
-	5	Verhoeff Rudy	-	-	-	-	
-	10	Van Lankvelt Toontje	-	-	-	-	
-	17	Vigrass Graham	-	-	-	-	
-	19	Bann Blair Cameron	-	-	-	-	
-	21	Blankenau Jay	-	-	-	-	
-	22	Marshall Steven	-	-	-	-	
-	11	Jansen Vandoorn Daniel Cornelius	-	1	2	3	
-	8	Simac Adam	-	4	3	7	
Others			-	-	-	-	
Total Team			9	21	19	49	1.80


Match: 9 **Date:** 31.05.2016 **Spectators:** 800
City: Tokyo
Hall: Tokyo Metropolitan Gymnasium
Match duration: **Start:** 10:10 **End:** 12:17 **Total:** 2:07

Teams	Sets	1	2	3	4	5	Total
AUS	2	19	26	25	27	11	108
CAN	3	25	24	20	29	15	113
Set duration		0:22	0:27	0:21	0:29	0:16	1:55



CAN • Canada

Rk	No	Name	Aces	Faults	Serve Hits	Total Attempts	Note
1	4	Hoag Nicholas	7	7	15	29	1.40
2	12	Schmitt Gavin	4	7	9	20	0.80
3	22	Marshall Steven	1	-	3	4	0.20
-	3	Lewis Daniel	-	-	-	-	
-	5	Verhoeff Rudy	-	-	3	3	
-	6	Duff Justin	-	-	10	10	
-	8	Simac Adam	-	-	6	6	
-	10	Van Lankvelt Toontje	-	-	-	-	
-	17	Vigrass Graham	-	-	-	-	
-	19	Bann Blair Cameron	-	-	-	-	
-	21	Blankenau Jay	-	-	-	-	
-	1	Sanders Tyler	-	2	17	19	
-	11	Jansen Vandoorn Daniel Cornelius	-	1	7	8	
-	2	Perrin John Gordon	-	4	9	13	
Others			-	-	-	-	
Total Team			12	21	79	112	2.40




Serve

Avg. by set

Team	Opponent errors & Team faults	Aces	Faults	Total Attempts
		21	15	36

Rk	No	Name	Digs	Faults	Receptions	Total Attempts	Note
1	4	Hoag Nicholas	5	1	3	9	1.00
1	2	Perrin John Gordon	5	2	5	12	1.00
3	3	Lewis Daniel	3	1	5	9	0.60
3	1	Sanders Tyler	3	3	6	12	0.60
3	19	Bann Blair Cameron	3	7	3	13	0.60
6	12	Schmitt Gavin	2	5	7	14	0.40
7	5	Verhoeff Rudy	1	-	-	1	0.20
-	8	Simac Adam	-	-	-	-	
-	10	Van Lankvelt Toontje	-	-	-	-	
-	17	Vigrass Graham	-	-	-	-	
-	21	Blankenau Jay	-	-	-	-	
-	22	Marshall Steven	-	-	-	-	
-	6	Duff Justin	-	4	-	4	
-	11	Jansen Vandoorn Daniel Cornelius	-	1	-	1	
Others			-	-	-	-	
Total Team			22	24	29	75	4.40



Dig

Avg. by set

Match: 9 **Date:** 31.05.2016 **Spectators:** 800
City: Tokyo
Hall: Tokyo Metropolitan Gymnasium
Match duration: **Start:** 10:10 **End:** 12:17 **Total:** 2:07

Teams	Sets	1	2	3	4	5	Total
AUS	2	19	26	25	27	11	108
CAN	3	25	24	20	29	15	113
Set duration		0:22	0:27	0:21	0:29	0:16	1:55




CAN • Canada



Set

Avg. by set

Rk	No	Name	Running Sets	Faults	Still Sets	Total Attempts	Note
1	1	Sanders Tyler	39	-	76	115	7.80
-	2	Perrin John Gordon	-	-	1	1	
-	3	Lewis Daniel	-	-	5	5	
-	4	Hoag Nicholas	-	-	2	2	
-	5	Verhoeff Rudy	-	-	-	-	
-	6	Duff Justin	-	-	1	1	
-	8	Simac Adam	-	-	1	1	
-	10	Van Lankvelt Toontje	-	-	-	-	
-	11	Jansen Vandoorn Daniel Cornelius	-	-	3	3	
-	12	Schmitt Gavin	-	-	1	1	
-	17	Vigrass Graham	-	-	-	-	
-	19	Bann Blair Cameron	-	-	3	3	
-	21	Blankenau Jay	-	-	1	1	
-	22	Marshall Steven	-	-	-	-	
Others			-	-	-	-	
Total Team			39	-	94	133	7.80



Reception

Eff. %
Limit: 25.00%

Rk	No	Name	Excellents	Faults	Serve Receptions	Total Attempts	Note
1	4	Hoag Nicholas	19	1	21	41	43.90
2	2	Perrin John Gordon	14	3	18	35	31.43
-	3	Lewis Daniel	7	2	12	21	
-	1	Sanders Tyler	-	-	1	1	
-	11	Jansen Vandoorn Daniel Cornelius	-	-	1	1	
-	22	Marshall Steven	-	-	1	1	
-	5	Verhoeff Rudy	-	-	-	-	
-	6	Duff Justin	-	-	-	-	
-	8	Simac Adam	-	-	-	-	
-	10	Van Lankvelt Toontje	-	-	-	-	
-	12	Schmitt Gavin	-	-	-	-	
-	17	Vigrass Graham	-	-	-	-	
-	19	Bann Blair Cameron	-	-	-	-	
-	21	Blankenau Jay	-	-	-	-	
Others			-	-	-	-	
Total Team			40	6	54	100	34.00