

Match: 7 Date: 29.05.2016 Spectators: 5'000
City: Tokyo
Hall: Tokyo Metropolitan Gymnasium
Match duration: Start: 15:40 End: 17:51 Total: 2:11

Teams	Sets	1	2	3	4	5	Total
FRA	2	25	25	29	17	12	108
POL	3	22	13	31	25	15	106
Set duration		0:23	0:24	0:35	0:24	0:13	1:59



FRA • France



Spike

Succ. %
Limit: 15.00%

Rk	No	Name	Spikes	Faults	Shots	Total Attempts	Note
1	4	Rouzier Antonin	18	5	12	35	51.43
2	7	Tillie Kevin	15	7	8	30	50.00
3	9	Ngapeth Earvin	19	7	13	39	48.72
-	10	Le Roux Kevin	4	-	5	9	
-	14	Le Goff Nicolas	6	-	2	8	
-	16	Marechal Nicolas	1	2	-	3	
-	6	Toniutti Benjamin	-	-	1	1	
-	2	Grebennikov Jenia	-	-	-	-	
-	5	Clevenot Trevor	-	-	-	-	
-	13	Pujol Pierre	-	-	-	-	
-	15	D'Almeida Horacio	-	-	-	-	
-	17	Lafitte Franck	-	-	-	-	
-	18	Rossard Thibault	-	-	-	-	
-	22	Henno Hubert	-	-	-	-	
Others			-	-	-	-	
Total Team			63	21	41	125	50.40



Block

Avg. by set

Rk	No	Name	Kill Blocks	Faults	Rebounds	Total Attempts	Note
1	14	Le Goff Nicolas	6	5	5	16	1.20
2	9	Ngapeth Earvin	3	5	-	8	0.60
3	7	Tillie Kevin	2	7	5	14	0.40
-	2	Grebennikov Jenia	-	-	-	-	
-	5	Clevenot Trevor	-	-	-	-	
-	15	D'Almeida Horacio	-	-	-	-	
-	16	Marechal Nicolas	-	-	-	-	
-	17	Lafitte Franck	-	-	-	-	
-	18	Rossard Thibault	-	-	-	-	
-	22	Henno Hubert	-	-	-	-	
-	6	Toniutti Benjamin	-	4	4	8	
-	10	Le Roux Kevin	-	3	2	5	
-	4	Rouzier Antonin	-	4	2	6	
-	13	Pujol Pierre	-	1	-	1	
Others			-	-	-	-	
Total Team			11	29	18	58	2.20

Match: 7 **Date:** 29.05.2016 **Spectators:** 5'000
City: Tokyo
Hall: Tokyo Metropolitan Gymnasium
Match duration: **Start:** 15:40 **End:** 17:51 **Total:** 2:11

Teams	Sets	1	2	3	4	5	Total
FRA	2	25	25	29	17	12	108
POL	3	22	13	31	25	15	106
Set duration		0:23	0:24	0:35	0:24	0:13	1:59



FRA • France

Rk	No	Name	Aces	Faults	Serve Hits	Total Attempts	Note
1	10	Le Roux Kevin	3	4	20	27	0.60
2	6	Toniutti Benjamin	2	3	14	19	0.40
3	4	Rouzier Antonin	1	4	11	16	0.20
-	2	Grebennikov Jenia	-	-	-	-	
-	5	Clevenot Trevor	-	-	-	-	
-	7	Tillie Kevin	-	-	19	19	
-	13	Pujol Pierre	-	-	-	-	
-	15	D'Almeida Horacio	-	-	-	-	
-	16	Marechal Nicolas	-	-	-	-	
-	17	Lafitte Franck	-	-	-	-	
-	18	Rossard Thibault	-	-	-	-	
-	22	Henno Hubert	-	-	-	-	
-	14	Le Goff Nicolas	-	1	13	14	
-	9	Ngapeth Earvin	-	5	8	13	
Others			-	-	-	-	
Total Team			6	17	85	108	1.20

Serve

Avg. by set

Team	Opponent errors & Team faults	Aces	Faults	Total Attempts
		28	16	44

Rk	No	Name	Digs	Faults	Receptions	Total Attempts	Note
1	2	Grebennikov Jenia	12	4	3	19	2.40
2	9	Ngapeth Earvin	10	2	5	17	2.00
3	7	Tillie Kevin	7	2	3	12	1.40
4	4	Rouzier Antonin	6	1	4	11	1.20
5	6	Toniutti Benjamin	4	8	2	14	0.80
6	10	Le Roux Kevin	1	-	1	2	0.20
6	14	Le Goff Nicolas	1	-	6	7	0.20
-	5	Clevenot Trevor	-	-	-	-	
-	13	Pujol Pierre	-	-	-	-	
-	15	D'Almeida Horacio	-	-	-	-	
-	16	Marechal Nicolas	-	-	-	-	
-	17	Lafitte Franck	-	-	-	-	
-	18	Rossard Thibault	-	-	-	-	
-	22	Henno Hubert	-	-	-	-	
Others			-	-	-	-	
Total Team			41	17	24	82	8.20

Dig


Avg. by set

Match: 7 **Date:** 29.05.2016 **Spectators:** 5'000
City: Tokyo
Hall: Tokyo Metropolitan Gymnasium
Match duration: **Start:** 15:40 **End:** 17:51 **Total:** 2:11

Teams	Sets	1	2	3	4	5	Total
FRA	2	25	25	29	17	12	108
POL	3	22	13	31	25	15	106
Set duration		0:23	0:24	0:35	0:24	0:13	1:59




FRA • France



Set

Avg. by set

Rk	No	Name	Running Sets	Faults	Still Sets	Total Attempts	Note
1	6	Toniutti Benjamin	47	-	56	103	9.40
2	2	Grebennikov Jenia	1	-	7	8	0.20
2	9	Ngapeth Earvin	1	-	3	4	0.20
-	4	Rouzier Antonin	-	-	2	2	
-	5	Clevenot Trevor	-	-	-	-	
-	7	Tillie Kevin	-	-	-	-	
-	10	Le Roux Kevin	-	-	-	-	
-	13	Pujol Pierre	-	-	-	-	
-	14	Le Goff Nicolas	-	-	-	-	
-	15	D'Almeida Horacio	-	-	-	-	
-	16	Marechal Nicolas	-	-	-	-	
-	17	Lafitte Franck	-	-	-	-	
-	18	Rossard Thibault	-	-	-	-	
-	22	Henno Hubert	-	-	-	-	
Others			-	-	-	-	
Total Team			49	-	68	117	9.80



Reception

Eff. %
Limit: 25.00%

Rk	No	Name	Excellents	Faults	Serve Receptions	Total Attempts	Note
1	7	Tillie Kevin	17	-	13	30	56.67
2	9	Ngapeth Earvin	16	4	20	40	30.00
-	2	Grebennikov Jenia	4	2	7	13	
-	16	Marechal Nicolas	1	-	2	3	
-	4	Rouzier Antonin	-	-	-	-	
-	5	Clevenot Trevor	-	-	-	-	
-	6	Toniutti Benjamin	-	-	-	-	
-	10	Le Roux Kevin	-	-	-	-	
-	13	Pujol Pierre	-	-	-	-	
-	14	Le Goff Nicolas	-	-	-	-	
-	15	D'Almeida Horacio	-	-	-	-	
-	17	Lafitte Franck	-	-	-	-	
-	18	Rossard Thibault	-	-	-	-	
-	22	Henno Hubert	-	-	-	-	
Others			-	-	-	-	
Total Team			38	6	42	86	37.21

Match: 7 Date: 29.05.2016 Spectators: 5'000
City: Tokyo
Hall: Tokyo Metropolitan Gymnasium
Match duration: Start: 15:40 End: 17:51 Total: 2:11

Teams	Sets	1	2	3	4	5	Total
FRA	2	25	25	29	17	12	108
POL	3	22	13	31	25	15	106
Set duration		0:23	0:24	0:35	0:24	0:13	1:59



POL • Poland



Spike

Succ. %
Limit: 15.00%

Rk	No	Name	Spikes	Faults	Shots	Total Attempts	Note
1	3	Konarski Dawid	18	4	12	34	52.94
2	13	Kubiak Michal	9	2	7	18	50.00
3	21	Buszek Rafal	10	5	7	22	45.45
-	6	Kurek Bartosz	9	2	3	14	
-	7	Klos Karol	6	2	6	14	
-	18	Mozdzonek Marcin	4	-	1	5	
-	23	Bieniek Mateusz	-	-	3	3	
-	25	Szalpuk Artur	-	-	1	1	
-	1	Nowakowski Piotr	-	-	-	-	
-	11	Drzyzga Fabian	-	-	-	-	
-	12	Lomacz Grzegorz	-	-	-	-	
-	15	Gacek Piotr	-	-	-	-	
-	17	Zatorski Pawel	-	-	-	-	
-	20	Mika Mateusz	-	-	-	-	
Others			-	-	-	-	
Total Team			56	15	40	111	50.45



Block

Avg. by set

Rk	No	Name	Kill Blocks	Faults	Rebounds	Total Attempts	Note
1	21	Buszek Rafal	4	2	4	10	0.80
2	18	Mozdzonek Marcin	2	7	7	16	0.40
2	7	Klos Karol	2	6	4	12	0.40
4	6	Kurek Bartosz	1	1	3	5	0.20
4	11	Drzyzga Fabian	1	1	-	2	0.20
-	1	Nowakowski Piotr	-	-	-	-	
-	15	Gacek Piotr	-	-	-	-	
-	17	Zatorski Pawel	-	-	-	-	
-	20	Mika Mateusz	-	-	-	-	
-	25	Szalpuk Artur	-	-	1	1	
-	23	Bieniek Mateusz	-	2	1	3	
-	3	Konarski Dawid	-	3	1	4	
-	13	Kubiak Michal	-	5	1	6	
-	12	Lomacz Grzegorz	-	1	-	1	
Others			-	-	-	-	
Total Team			10	28	22	60	2.00

Match: 7 **Date:** 29.05.2016 **Spectators:** 5'000
City: Tokyo
Hall: Tokyo Metropolitan Gymnasium
Match duration: **Start:** 15:40 **End:** 17:51 **Total:** 2:11

Teams	Sets	1	2	3	4	5	Total
FRA	2	25	25	29	17	12	108
POL	3	22	13	31	25	15	106
Set duration		0:23	0:24	0:35	0:24	0:13	1:59



POL • Poland

Rk	No	Name	Aces	Faults	Serve Hits	Total Attempts	Note
1	11	Drzyzga Fabian	3	1	8	12	0.60
2	25	Szalpuk Artur	1	-	4	5	0.20
2	18	Mozdzonek Marcin	1	1	15	17	0.20
2	6	Kurek Bartosz	1	1	4	6	0.20
2	3	Konarski Dawid	1	3	11	15	0.20
2	21	Buszek Rafal	1	7	13	21	0.20
-	1	Nowakowski Piotr	-	-	-	-	
-	12	Lomacz Grzegorz	-	-	7	7	
-	15	Gacek Piotr	-	-	-	-	
-	17	Zatorski Pawel	-	-	-	-	
-	20	Mika Mateusz	-	-	-	-	
-	23	Bieniek Mateusz	-	-	2	2	
-	13	Kubiak Michal	-	2	7	9	
-	7	Klos Karol	-	3	9	12	
Others			-	-	-	-	
Total Team			8	18	80	106	1.60

Serve

Avg. by set

Team	Opponent errors & Team faults	Aces	Faults	Total Attempts
		32	28	60

Rk	No	Name	Digs	Faults	Receptions	Total Attempts	Note
1	17	Zatorski Pawel	9	-	3	12	1.80
2	7	Klos Karol	5	1	1	7	1.00
3	21	Buszek Rafal	4	-	3	7	0.80
4	13	Kubiak Michal	3	1	7	11	0.60
4	12	Lomacz Grzegorz	3	1	3	7	0.60
6	18	Mozdzonek Marcin	2	-	2	4	0.40
6	11	Drzyzga Fabian	2	2	3	7	0.40
6	25	Szalpuk Artur	2	1	-	3	0.40
6	3	Konarski Dawid	2	3	3	8	0.40
10	6	Kurek Bartosz	1	2	2	5	0.20
-	1	Nowakowski Piotr	-	-	-	-	
-	15	Gacek Piotr	-	-	-	-	
-	20	Mika Mateusz	-	-	-	-	
-	23	Bieniek Mateusz	-	-	-	-	
Others			-	-	-	-	
Total Team			33	11	27	71	6.60

Dig

Avg. by set

Match: 7 Date: 29.05.2016 Spectators: 5'000
City: Tokyo
Hall: Tokyo Metropolitan Gymnasium
Match duration: Start: 15:40 End: 17:51 Total: 2:11

Teams	Sets	1	2	3	4	5	Total
FRA	2	25	25	29	17	12	108
POL	3	22	13	31	25	15	106
Set duration		0:23	0:24	0:35	0:24	0:13	1:59




POL • Poland



Set

Avg. by set

Rk	No	Name	Running Sets	Faults	Still Sets	Total Attempts	Note
1	11	Drzyzga Fabian	30	-	25	55	6.00
2	12	Lomacz Grzegorz	16	-	30	46	3.20
3	7	Klos Karol	1	-	1	2	0.20
-	1	Nowakowski Piotr	-	-	-	-	
-	3	Konarski Dawid	-	-	-	-	
-	6	Kurek Bartosz	-	-	-	-	
-	13	Kubiak Michal	-	-	4	4	
-	15	Gacek Piotr	-	-	-	-	
-	18	Mozdzonek Marcin	-	-	1	1	
-	20	Mika Mateusz	-	-	-	-	
-	23	Bieniek Mateusz	-	-	-	-	
-	25	Szalpuk Artur	-	-	-	-	
-	17	Zatorski Pawel	-	1	3	4	
-	21	Buszek Rafal	-	1	-	1	
Others			-	-	-	-	
Total Team			47	2	64	113	9.40



Reception

Eff. %
Limit: 25.00%

Rk	No	Name	Excellents	Faults	Serve Receptions	Total Attempts	Note
1	13	Kubiak Michal	16	1	13	30	50.00
2	17	Zatorski Pawel	11	2	10	23	39.13
3	21	Buszek Rafal	8	1	15	24	29.17
-	25	Szalpuk Artur	2	1	8	11	
-	1	Nowakowski Piotr	-	-	-	-	
-	3	Konarski Dawid	-	-	-	-	
-	7	Klos Karol	-	-	-	-	
-	11	Drzyzga Fabian	-	-	-	-	
-	12	Lomacz Grzegorz	-	-	-	-	
-	15	Gacek Piotr	-	-	-	-	
-	18	Mozdzonek Marcin	-	-	-	-	
-	20	Mika Mateusz	-	-	-	-	
-	23	Bieniek Mateusz	-	-	-	-	
-	6	Kurek Bartosz	-	1	-	1	
Others			-	-	-	-	
Total Team			37	6	46	89	34.83