


Match: 6 **Date:** 29.05.2016 **Spectators:** 2'800
City: Tokyo
Hall: Tokyo Metropolitan Gymnasium
Match duration: **Start:** 13:15 **End:** 14:52 **Total:** 1:37

Teams	Sets	1	2	3	4	5	Total
VEN	1	25	20	10	19		74
AUS	3	19	25	25	25		94
Set duration		0:21	0:23	0:19	0:25		1:28




VEN • Venezuela



Spike

Succ. %
Limit: 15.00%

Rk	No	Name	Spikes	Faults	Shots	Total Attempts	Note
1	10	Piæerua Urbina Kervin Martin	16	6	4	26	61.54
2	3	Gonzalez Fernando	8	6	3	17	47.06
3	19	Rivas Quijada Willner Enrique	9	6	11	26	34.62
-	7	Valencia Gonzalez Edson Alberto	7	1	4	12	
-	18	Quijada Jonathan	5	3	3	11	
-	5	Rodriguez Gonzalez Emerson Alexandre	2	3	3	8	
-	2	Barreto Pena Jhonlenn Cruz	1	-	2	3	
-	13	Chourio Pirela Jesus Danian	-	1	-	1	
-	1	Briceno Regulo Alberto	-	-	-	-	
-	4	Mata HÚctor	-	-	-	-	
-	6	Paez Diaz Carlos Julio	-	-	-	-	
-	8	Salerno Hector	-	-	-	-	
-	9	Carrasco JosÚ	-	-	-	-	
-	16	Rojas Guevara Andy Agustin	-	-	-	-	
Others			-	-	-	-	
Total Team			48	26	30	104	46.15



Block

Avg. by set

Rk	No	Name	Kill Blocks	Faults	Rebounds	Total Attempts	Note
1	5	Rodriguez Gonzalez Emerson Alexandre	1	-	-	1	0.25
1	3	Gonzalez Fernando	1	2	2	5	0.25
1	9	Carrasco JosÚ	1	3	3	7	0.25
1	7	Valencia Gonzalez Edson Alberto	1	4	2	7	0.25
-	1	Briceno Regulo Alberto	-	-	-	-	
-	2	Barreto Pena Jhonlenn Cruz	-	-	1	1	
-	4	Mata HÚctor	-	-	-	-	
-	6	Paez Diaz Carlos Julio	-	-	-	-	
-	8	Salerno Hector	-	-	-	-	
-	13	Chourio Pirela Jesus Danian	-	-	1	1	
-	19	Rivas Quijada Willner Enrique	-	-	1	1	
-	10	Piæerua Urbina Kervin Martin	-	2	1	3	
-	18	Quijada Jonathan	-	4	2	6	
-	16	Rojas Guevara Andy Agustin	-	1	-	1	
Others			-	-	-	-	
Total Team			4	16	13	33	1.00

Match: 6 **Date:** 29.05.2016 **Spectators:** 2'800
City: Tokyo
Hall: Tokyo Metropolitan Gymnasium
Match duration: **Start:** 13:15 **End:** 14:52 **Total:** 1:37

Teams	Sets	1	2	3	4	5	Total
VEN	1	25	20	10	19		74
AUS	3	19	25	25	25		94
Set duration		0:21	0:23	0:19	0:25		1:28



VEN • Venezuela

Rk	No	Name	Aces	Faults	Serve Hits	Total Attempts	Note
1	10	Piærua Urbina Kervin Martin	3	3	7	13	0.75
2	19	Rivas Quijada Willner Enrique	2	2	9	13	0.50
3	2	Barreto Pena Jhonlenn Cruz	1	-	1	2	0.25
-	1	Briceno Regulo Alberto	-	-	-	-	
-	4	Mata HÚctor	-	-	-	-	
-	6	Paez Diaz Carlos Julio	-	-	1	1	
-	8	Salerno Hector	-	-	-	-	
-	9	Carrasco JosÚ	-	-	9	9	
-	18	Quijada Jonathan	-	-	14	14	
-	7	Valencia Gonzalez Edson Alberto	-	2	8	10	
-	3	Gonzalez Fernando	-	4	4	8	
-	5	Rodriguez Gonzalez Emerson Alexander	-	2	-	2	
-	13	Chourio Pirela Jesus Danian	-	1	-	1	
-	16	Rojas Guevara Andy Agustin	-	2	-	2	
Others			-	-	-	-	
Total Team			6	16	53	75	1.50

Serve

Avg. by set

Team	Opponent errors & Team faults	Aces	Faults	Total Attempts
		16	18	34

Rk	No	Name	Digs	Faults	Receptions	Total Attempts	Note
1	16	Rojas Guevara Andy Agustin	3	1	-	4	0.75
1	9	Carrasco JosÚ	3	4	5	12	0.75
3	10	Piærua Urbina Kervin Martin	2	-	4	6	0.50
3	19	Rivas Quijada Willner Enrique	2	-	4	6	0.50
3	4	Mata HÚctor	2	1	3	6	0.50
6	1	Briceno Regulo Alberto	1	2	2	5	0.25
-	2	Barreto Pena Jhonlenn Cruz	-	-	-	-	
-	5	Rodriguez Gonzalez Emerson Alexander	-	-	4	4	
-	8	Salerno Hector	-	-	-	-	
-	13	Chourio Pirela Jesus Danian	-	-	1	1	
-	18	Quijada Jonathan	-	-	5	5	
-	7	Valencia Gonzalez Edson Alberto	-	1	4	5	
-	6	Paez Diaz Carlos Julio	-	2	4	6	
-	3	Gonzalez Fernando	-	2	2	4	
Others			-	-	-	-	
Total Team			13	13	38	64	3.25

Dig

Avg. by set

Match: 6 **Date:** 29.05.2016 **Spectators:** 2'800
City: Tokyo
Hall: Tokyo Metropolitan Gymnasium
Match duration: **Start:** 13:15 **End:** 14:52 **Total:** 1:37

Teams	Sets	1	2	3	4	5	Total
VEN	1	25	20	10	19		74
AUS	3	19	25	25	25		94
Set duration		0:21	0:23	0:19	0:25		1:28



VEN • Venezuela

Rk	No	Name	Running Sets	Faults	Still Sets	Total Attempts	Note
1	9	Carrasco JosÚ	22	-	49	71	5.50
2	6	Paez Diaz Carlos Julio	4	1	9	14	1.00
3	19	Rivas Quijada Willner Enrique	1	-	1	2	0.25
-	1	Briceno Regulo Alberto	-	-	1	1	
-	2	Barreto Pena Jhonlenn Cruz	-	-	-	-	
-	3	Gonzalez Fernando	-	-	3	3	
-	4	Mata HÚctor	-	-	5	5	
-	5	Rodriguez Gonzalez Emerson Alexander	-	-	-	-	
-	7	Valencia Gonzalez Edson Alberto	-	-	1	1	
-	8	Salerno Hector	-	-	-	-	
-	10	Piæerua Urbina Kervin Martin	-	-	2	2	
-	13	Chourio Pirela Jesus Danian	-	-	-	-	
-	16	Rojas Guevara Andy Agustin	-	-	2	2	
-	18	Quijada Jonathan	-	-	1	1	
Others			-	-	-	-	
Total Team			27	1	74	102	6.75

Set

Avg. by set

Rk	No	Name	Excellents	Faults	Serve Receptions	Total Attempts	Note
1	19	Rivas Quijada Willner Enrique	12	2	14	28	35.71
-	3	Gonzalez Fernando	9	1	10	20	
-	16	Rojas Guevara Andy Agustin	4	-	14	18	
-	4	Mata HÚctor	6	-	6	12	
-	2	Barreto Pena Jhonlenn Cruz	1	-	1	2	
-	1	Briceno Regulo Alberto	-	-	-	-	
-	5	Rodriguez Gonzalez Emerson Alexander	-	-	-	-	
-	6	Paez Diaz Carlos Julio	-	-	-	-	
-	8	Salerno Hector	-	-	-	-	
-	9	Carrasco JosÚ	-	-	-	-	
-	10	Piæerua Urbina Kervin Martin	-	-	-	-	
-	13	Chourio Pirela Jesus Danian	-	-	-	-	
-	18	Quijada Jonathan	-	-	-	-	
-	7	Valencia Gonzalez Edson Alberto	-	1	1	2	
Others			-	-	-	-	
Total Team			32	4	46	82	34.15

Reception


Eff. %
Limit: 25.00%

Match: 6 **Date:** 29.05.2016 **Spectators:** 2'800
City: Tokyo
Hall: Tokyo Metropolitan Gymnasium
Match duration: **Start:** 13:15 **End:** 14:52 **Total:** 1:37

Teams	Sets	1	2	3	4	5	Total
VEN	1	25	20	10	19		74
AUS	3	19	25	25	25		94
Set duration		0:21	0:23	0:19	0:25		1:28




AUS • Australia



Spike

Succ. %
Limit: 15.00%

Rk	No	Name	Spikes	Faults	Shots	Total Attempts	Note
1	3	Roberts Nathan	9	2	2	13	69.23
2	6	Edgar Thomas	19	4	8	31	61.29
3	13	Walker Samuel	7	2	6	15	46.67
-	12	Mote Nehemiah	5	-	2	7	
-	14	Sukochev Grigory	3	-	2	5	
-	1	Zingel Aidan	3	1	1	5	
-	4	Sanderson Paul	-	1	2	3	
-	9	Staples Max	-	-	1	1	
-	2	Guymer Jacob Ross	-	-	-	-	
-	5	Passier Travis	-	-	-	-	
-	8	Borgeaud Jacques	-	-	-	-	
-	10	Bell Benjamin	-	-	-	-	
-	11	Perry Luke	-	-	-	-	
-	17	Carroll Paul	-	-	-	-	
Others			-	-	-	-	
Total Team			46	10	24	80	57.50



Block

Avg. by set

Rk	No	Name	Kill Blocks	Faults	Rebounds	Total Attempts	Note
1	1	Zingel Aidan	5	4	1	10	1.25
2	12	Mote Nehemiah	2	4	5	11	0.50
2	13	Walker Samuel	2	3	3	8	0.50
4	3	Roberts Nathan	1	2	-	3	0.25
4	6	Edgar Thomas	1	6	1	8	0.25
-	2	Guymer Jacob Ross	-	-	1	1	
-	5	Passier Travis	-	-	-	-	
-	8	Borgeaud Jacques	-	-	-	-	
-	9	Staples Max	-	-	-	-	
-	10	Bell Benjamin	-	-	-	-	
-	11	Perry Luke	-	-	-	-	
-	17	Carroll Paul	-	-	-	-	
-	14	Sukochev Grigory	-	3	4	7	
-	4	Sanderson Paul	-	1	-	1	
Others			-	-	-	-	
Total Team			11	23	15	49	2.75

Match: 6 **Date:** 29.05.2016 **Spectators:** 2'800
City: Tokyo
Hall: Tokyo Metropolitan Gymnasium
Match duration: **Start:** 13:15 **End:** 14:52 **Total:** 1:37

Teams	Sets	1	2	3	4	5	Total
VEN	1	25	20	10	19		74
AUS	3	19	25	25	25		94
Set duration		0:21	0:23	0:19	0:25		1:28



AUS • Australia

Rk	No	Name	Aces	Faults	Serve Hits	Total Attempts	Note
1	6	Edgar Thomas	2	-	19	21	0.50
1	1	Zingel Aidan	2	1	15	18	0.50
-	5	Passier Travis	-	-	-	-	
-	8	Borgeaud Jacques	-	-	-	-	
-	9	Staples Max	-	-	-	-	
-	10	Bell Benjamin	-	-	-	-	
-	11	Perry Luke	-	-	-	-	
-	12	Mote Nehemiah	-	-	9	9	
-	14	Sukochev Grigory	-	-	16	16	
-	17	Carroll Paul	-	-	1	1	
-	3	Roberts Nathan	-	2	8	10	
-	2	Guymer Jacob Ross	-	1	3	4	
-	13	Walker Samuel	-	4	9	13	
-	4	Sanderson Paul	-	1	-	1	
Others			-	-	-	-	
Total Team			4	9	80	93	1.00

Serve

Avg. by set

Team	Opponent errors & Team faults	Aces	Faults	Total Attempts	Note
	Opponent errors & Team faults	33	11	44	

Rk	No	Name	Digs	Faults	Receptions	Total Attempts	Note
1	11	Perry Luke	6	3	6	15	1.50
2	6	Edgar Thomas	5	2	3	10	1.25
3	3	Roberts Nathan	4	3	5	12	1.00
3	14	Sukochev Grigory	4	4	3	11	1.00
5	13	Walker Samuel	3	4	5	12	0.75
6	12	Mote Nehemiah	2	-	-	2	0.50
7	1	Zingel Aidan	1	-	1	2	0.25
7	2	Guymer Jacob Ross	1	-	1	2	0.25
-	4	Sanderson Paul	-	-	-	-	
-	5	Passier Travis	-	-	-	-	
-	8	Borgeaud Jacques	-	-	-	-	
-	9	Staples Max	-	-	-	-	
-	10	Bell Benjamin	-	-	-	-	
-	17	Carroll Paul	-	-	1	1	
Others			-	-	-	-	
Total Team			26	16	25	67	6.50

Dig


Avg. by set

Match: 6 **Date:** 29.05.2016 **Spectators:** 2'800
City: Tokyo
Hall: Tokyo Metropolitan Gymnasium
Match duration: **Start:** 13:15 **End:** 14:52 **Total:** 1:37

Teams	Sets	1	2	3	4	5	Total
VEN	1	25	20	10	19		74
AUS	3	19	25	25	25		94
Set duration		0:21	0:23	0:19	0:25		1:28




AUS • Australia



Set

Avg. by set

Rk	No	Name	Running Sets	Faults	Still Sets	Total Attempts	Note
1	14	Sukochev Grigory	21	-	46	67	5.25
2	3	Roberts Nathan	1	-	1	2	0.25
-	1	Zingel Aidan	-	-	-	-	
-	2	Guymer Jacob Ross	-	-	-	-	
-	4	Sanderson Paul	-	-	-	-	
-	5	Passier Travis	-	-	-	-	
-	6	Edgar Thomas	-	-	-	-	
-	8	Borgeaud Jacques	-	-	-	-	
-	9	Staples Max	-	-	-	-	
-	10	Bell Benjamin	-	-	-	-	
-	11	Perry Luke	-	-	1	1	
-	12	Mote Nehemiah	-	-	1	1	
-	13	Walker Samuel	-	-	1	1	
-	17	Carroll Paul	-	-	-	-	
Others			-	-	-	-	
Total Team			22	-	50	72	5.50



Reception

Eff. %
Limit: 25.00%

Rk	No	Name	Excellents	Faults	Serve Receptions	Total Attempts	Note
1	13	Walker Samuel	12	1	11	24	45.83
2	11	Perry Luke	5	2	12	19	15.79
-	3	Roberts Nathan	3	2	6	11	
-	1	Zingel Aidan	2	-	1	3	
-	4	Sanderson Paul	1	-	-	1	
-	2	Guymer Jacob Ross	-	-	-	-	
-	5	Passier Travis	-	-	-	-	
-	6	Edgar Thomas	-	-	-	-	
-	8	Borgeaud Jacques	-	-	-	-	
-	9	Staples Max	-	-	-	-	
-	10	Bell Benjamin	-	-	-	-	
-	12	Mote Nehemiah	-	-	-	-	
-	14	Sukochev Grigory	-	-	-	-	
-	17	Carroll Paul	-	-	-	-	
Others			-	-	-	-	
Total Team			23	5	30	58	31.03