

**Match:** 3 **Date:** 28.05.2016 **Spectators:** 4'500  
**City:** Tokyo  
**Hall:** Tokyo Metropolitan Gymnasium  
**Match duration:** **Start:** 15:40 **End:** 17:49 **Total:** 2:09

Teams	Sets	1	2	3	4	5	Total
<b>POL</b>	<b>3</b>	25	17	25	18	15	100
<b>CAN</b>	<b>2</b>	18	25	21	25	9	98
<b>Set duration</b>		0:23	0:24	0:29	0:26	0:15	1:57



**POL • Poland**



**Spike**

Succ. %  
Limit: 15.00%

Rk	No	Name	Spikes	Faults	Shots	Total Attempts	Note
1	20	Mika Mateusz	16	5	5	26	61.54
2	6	Kurek Bartosz	17	6	10	33	51.52
3	13	Kubiak Michal	10	9	9	28	35.71
-	23	Bieniek Mateusz	7	3	3	13	
-	7	Klos Karol	4	-	2	6	
-	3	Konarski Dawid	3	-	-	3	
-	21	Buszek Rafal	-	1	-	1	
-	1	Nowakowski Piotr	-	-	-	-	
-	11	Drzyzga Fabian	-	-	-	-	
-	12	Lomacz Grzegorz	-	-	-	-	
-	15	Gacek Piotr	-	-	-	-	
-	17	Zatorski Pawel	-	-	-	-	
-	18	Mozdzonek Marcin	-	-	-	-	
-	25	Szalpuk Artur	-	-	-	-	
<b>Others</b>			-	-	-	-	
<b>Total Team</b>			57	24	29	110	51.82



**Block**

Avg. by set

Rk	No	Name	Kill Blocks	Faults	Rebounds	Total Attempts	Note
1	23	Bieniek Mateusz	2	5	6	13	0.40
1	13	Kubiak Michal	2	7	5	14	0.40
3	3	Konarski Dawid	1	-	-	1	0.20
3	7	Klos Karol	1	1	9	11	0.20
3	6	Kurek Bartosz	1	1	3	5	0.20
-	1	Nowakowski Piotr	-	-	-	-	
-	11	Drzyzga Fabian	-	-	-	-	
-	15	Gacek Piotr	-	-	-	-	
-	17	Zatorski Pawel	-	-	-	-	
-	18	Mozdzonek Marcin	-	-	-	-	
-	21	Buszek Rafal	-	-	-	-	
-	25	Szalpuk Artur	-	-	-	-	
-	12	Lomacz Grzegorz	-	1	2	3	
-	20	Mika Mateusz	-	2	1	3	
<b>Others</b>			-	-	-	-	
<b>Total Team</b>			7	17	26	50	1.40

**Match:** 3 **Date:** 28.05.2016 **Spectators:** 4'500  
**City:** Tokyo  
**Hall:** Tokyo Metropolitan Gymnasium  
**Match duration:** **Start:** 15:40 **End:** 17:49 **Total:** 2:09

Teams	Sets	1	2	3	4	5	Total
<b>POL</b>	<b>3</b>	25	17	25	18	15	100
<b>CAN</b>	<b>2</b>	18	25	21	25	9	98
<b>Set duration</b>		0:23	0:24	0:29	0:26	0:15	1:57



**POL • Poland**

Rk	No	Name	Aces	Faults	Serve Hits	Total Attempts	Note
1	23	Bieniek Mateusz	3	3	15	21	0.60
1	6	Kurek Bartosz	3	6	7	16	0.60
3	20	Mika Mateusz	2	2	12	16	0.40
4	11	Drzyzga Fabian	1	-	1	2	0.20
-	1	Nowakowski Piotr	-	-	-	-	
-	15	Gacek Piotr	-	-	-	-	
-	17	Zatorski Pawel	-	-	-	-	
-	18	Mozdzonek Marcin	-	-	-	-	
-	21	Buszek Rafal	-	-	-	-	
-	25	Szalpuk Artur	-	-	-	-	
-	13	Kubiak Michal	-	3	19	22	
-	12	Lomacz Grzegorz	-	2	8	10	
-	7	Klos Karol	-	3	8	11	
-	3	Konarski Dawid	-	1	-	1	
<b>Others</b>			-	-	-	-	
<b>Total Team</b>			9	20	70	99	1.80

**Serve**

Avg. by set

Team	Opponent errors & Team faults	Aces	Faults	Total Attempts
		27	15	42

Rk	No	Name	Digs	Faults	Receptions	Total Attempts	Note
1	17	Zatorski Pawel	10	3	5	18	2.00
2	13	Kubiak Michal	5	3	8	16	1.00
3	12	Lomacz Grzegorz	3	1	5	9	0.60
4	20	Mika Mateusz	2	1	6	9	0.40
4	6	Kurek Bartosz	2	2	6	10	0.40
4	7	Klos Karol	2	1	2	5	0.40
4	23	Bieniek Mateusz	2	3	1	6	0.40
-	1	Nowakowski Piotr	-	-	-	-	
-	3	Konarski Dawid	-	-	1	1	
-	11	Drzyzga Fabian	-	-	2	2	
-	15	Gacek Piotr	-	-	-	-	
-	18	Mozdzonek Marcin	-	-	-	-	
-	21	Buszek Rafal	-	-	2	2	
-	25	Szalpuk Artur	-	-	-	-	
<b>Others</b>			-	-	-	-	
<b>Total Team</b>			26	14	38	78	5.20

**Dig**


Avg. by set

**Match:** 3 **Date:** 28.05.2016 **Spectators:** 4'500  
**City:** Tokyo  
**Hall:** Tokyo Metropolitan Gymnasium  
**Match duration:** **Start:** 15:40 **End:** 17:49 **Total:** 2:09

Teams	Sets	1	2	3	4	5	Total
<b>POL</b>	<b>3</b>	25	17	25	18	15	100
<b>CAN</b>	<b>2</b>	18	25	21	25	9	98
<b>Set duration</b>		0:23	0:24	0:29	0:26	0:15	1:57




**POL • Poland**



**Set**

Avg. by set

Rk	No	Name	Running Sets	Faults	Still Sets	Total Attempts	Note
1	12	Lomacz Grzegorz	40	-	46	86	8.00
2	11	Drzyzga Fabian	3	-	4	7	0.60
3	20	Mika Mateusz	1	-	4	5	0.20
3	21	Buszek Rafal	1	-	-	1	0.20
-	1	Nowakowski Piotr	-	-	-	-	
-	3	Konarski Dawid	-	-	-	-	
-	6	Kurek Bartosz	-	-	1	1	
-	7	Klos Karol	-	-	-	-	
-	13	Kubiak Michal	-	-	2	2	
-	15	Gacek Piotr	-	-	-	-	
-	17	Zatorski Pawel	-	-	3	3	
-	18	Mozdzonek Marcin	-	-	-	-	
-	23	Bieniek Mateusz	-	-	-	-	
-	25	Szalpuk Artur	-	-	-	-	
<b>Others</b>			-	-	-	-	
<b>Total Team</b>			45	-	60	105	9.00



**Reception**

Eff. %  
Limit: 25.00%


Rk	No	Name	Excellents	Faults	Serve Receptions	Total Attempts	Note
1	13	Kubiak Michal	19	-	13	32	59.38
2	20	Mika Mateusz	18	6	9	33	36.36
-	17	Zatorski Pawel	7	1	8	16	
-	12	Lomacz Grzegorz	-	-	1	1	
-	1	Nowakowski Piotr	-	-	-	-	
-	3	Konarski Dawid	-	-	-	-	
-	6	Kurek Bartosz	-	-	-	-	
-	7	Klos Karol	-	-	-	-	
-	11	Drzyzga Fabian	-	-	-	-	
-	15	Gacek Piotr	-	-	-	-	
-	18	Mozdzonek Marcin	-	-	-	-	
-	21	Buszek Rafal	-	-	-	-	
-	25	Szalpuk Artur	-	-	-	-	
-	23	Bieniek Mateusz	-	1	-	1	
<b>Others</b>			-	-	-	-	
<b>Total Team</b>			44	8	31	83	43.37

**Match:** 3 **Date:** 28.05.2016 **Spectators:** 4'500  
**City:** Tokyo  
**Hall:** Tokyo Metropolitan Gymnasium  
**Match duration:** **Start:** 15:40 **End:** 17:49 **Total:** 2:09

Teams	Sets	1	2	3	4	5	Total
<b>POL</b>	<b>3</b>	25	17	25	18	15	100
<b>CAN</b>	<b>2</b>	18	25	21	25	9	98
<b>Set duration</b>		0:23	0:24	0:29	0:26	0:15	1:57




**CAN • Canada**



**Spike**

Succ. %  
Limit: 15.00%

Rk	No	Name	Spikes	Faults	Shots	Total Attempts	Note
1	12	Schmitt Gavin	12	3	4	19	63.16
2	2	Perrin John Gordon	14	4	12	30	46.67
3	4	Hoag Nicholas	8	5	9	22	36.36
-	11	Jansen Vandoorn Daniel Cornelius	8	2	3	13	
-	6	Duff Justin	2	2	2	6	
-	17	Vigrass Graham	1	1	2	4	
-	1	Sanders Tyler	-	-	-	-	
-	3	Lewis Daniel	-	-	-	-	
-	5	Verhoeff Rudy	-	-	-	-	
-	8	Simac Adam	-	-	-	-	
-	10	Van Lankvelt Toontje	-	-	-	-	
-	19	Bann Blair Cameron	-	-	-	-	
-	21	Blankenau Jay	-	-	-	-	
-	22	Marshall Steven	-	-	-	-	
<b>Others</b>			-	-	-	-	
<b>Total Team</b>			45	17	32	94	47.87



**Block**

Avg. by set

Rk	No	Name	Kill Blocks	Faults	Rebounds	Total Attempts	Note
1	11	Jansen Vandoorn Daniel Cornelius	3	2	3	8	0.60
1	12	Schmitt Gavin	3	4	6	13	0.60
3	6	Duff Justin	2	1	3	6	0.40
3	4	Hoag Nicholas	2	1	1	4	0.40
5	2	Perrin John Gordon	1	4	4	9	0.20
-	3	Lewis Daniel	-	-	-	-	
-	5	Verhoeff Rudy	-	-	-	-	
-	8	Simac Adam	-	-	-	-	
-	10	Van Lankvelt Toontje	-	-	-	-	
-	19	Bann Blair Cameron	-	-	-	-	
-	21	Blankenau Jay	-	-	-	-	
-	22	Marshall Steven	-	-	-	-	
-	1	Sanders Tyler	-	2	3	5	
-	17	Vigrass Graham	-	4	3	7	
<b>Others</b>			-	-	-	-	
<b>Total Team</b>			11	18	23	52	2.20


**Match:** 3 **Date:** 28.05.2016 **Spectators:** 4'500  
**City:** Tokyo  
**Hall:** Tokyo Metropolitan Gymnasium  
**Match duration:** **Start:** 15:40 **End:** 17:49 **Total:** 2:09

Teams	Sets	1	2	3	4	5	Total
<b>POL</b>	<b>3</b>	25	17	25	18	15	100
<b>CAN</b>	<b>2</b>	18	25	21	25	9	98
<b>Set duration</b>		0:23	0:24	0:29	0:26	0:15	1:57



**CAN • Canada**

Rk	No	Name	Aces	Faults	Serve Hits	Total Attempts	Note
1	2	Perrin John Gordon	3	4	11	18	0.60
2	1	Sanders Tyler	2	3	17	22	0.40
2	12	Schmitt Gavin	2	3	12	17	0.40
4	6	Duff Justin	1	-	9	10	0.20
-	3	Lewis Daniel	-	-	-	-	
-	8	Simac Adam	-	-	-	-	
-	10	Van Lankvelt Toontje	-	-	-	-	
-	17	Vigrass Graham	-	-	5	5	
-	19	Bann Blair Cameron	-	-	-	-	
-	21	Blankenau Jay	-	-	-	-	
-	22	Marshall Steven	-	-	-	-	
-	11	Jansen Vandoorn Daniel Cornelius	-	1	9	10	
-	5	Verhoeff Rudy	-	1	5	6	
-	4	Hoag Nicholas	-	4	7	11	
<b>Others</b>			-	-	-	-	
<b>Total Team</b>			8	16	75	99	1.60




**Serve**

Avg. by set

Team	Opponent errors & Team faults	Aces	Faults	Total Attempts
		34	12	46

Rk	No	Name	Digs	Faults	Receptions	Total Attempts	Note
1	19	Bann Blair Cameron	5	5	2	12	1.00
2	1	Sanders Tyler	4	4	8	16	0.80
2	2	Perrin John Gordon	4	4	4	12	0.80
4	4	Hoag Nicholas	2	1	3	6	0.40
4	6	Duff Justin	2	1	2	5	0.40
4	3	Lewis Daniel	2	3	4	9	0.40
4	12	Schmitt Gavin	2	5	2	9	0.40
8	11	Jansen Vandoorn Daniel Cornelius	1	2	-	3	0.20
-	8	Simac Adam	-	-	-	-	
-	10	Van Lankvelt Toontje	-	-	-	-	
-	21	Blankenau Jay	-	-	-	-	
-	22	Marshall Steven	-	-	-	-	
-	17	Vigrass Graham	-	1	3	4	
-	5	Verhoeff Rudy	-	2	-	2	
<b>Others</b>			-	-	-	-	
<b>Total Team</b>			22	28	28	78	4.40



**Dig**

Avg. by set




**Match:** 3 **Date:** 28.05.2016 **Spectators:** 4'500  
**City:** Tokyo  
**Hall:** Tokyo Metropolitan Gymnasium  
**Match duration:** **Start:** 15:40 **End:** 17:49 **Total:** 2:09

Teams	Sets	1	2	3	4	5	Total
<b>POL</b>	<b>3</b>	25	17	25	18	15	100
<b>CAN</b>	<b>2</b>	18	25	21	25	9	98
<b>Set duration</b>		0:23	0:24	0:29	0:26	0:15	1:57



**CAN • Canada**


Rk	No	Name	Running Sets	Faults	Still Sets	Total Attempts	Note
1	1	Sanders Tyler	41	-	40	81	8.20
-	2	Perrin John Gordon	-	-	1	1	
-	3	Lewis Daniel	-	-	3	3	
-	4	Hoag Nicholas	-	-	2	2	
-	5	Verhoeff Rudy	-	-	-	-	
-	6	Duff Justin	-	-	1	1	
-	8	Simac Adam	-	-	-	-	
-	10	Van Lankvelt Toontje	-	-	1	1	
-	11	Jansen Vandoorn Daniel Cornelius	-	-	-	-	
-	12	Schmitt Gavin	-	-	-	-	
-	17	Vigrass Graham	-	-	-	-	
-	19	Bann Blair Cameron	-	-	5	5	
-	21	Blankenau Jay	-	-	-	-	
-	22	Marshall Steven	-	-	-	-	
<b>Others</b>			-	-	-	-	
<b>Total Team</b>			41	-	53	94	8.20



**Set**

Avg. by set

Rk	No	Name	Excellents	Faults	Serve Receptions	Total Attempts	Note
1	4	Hoag Nicholas	15	2	8	25	52.00
2	2	Perrin John Gordon	17	3	8	28	50.00
3	3	Lewis Daniel	13	4	6	23	39.13
-	6	Duff Justin	-	-	1	1	
-	11	Jansen Vandoorn Daniel Cornelius	-	-	1	1	
-	17	Vigrass Graham	1	-	-	1	
-	1	Sanders Tyler	-	-	-	-	
-	5	Verhoeff Rudy	-	-	-	-	
-	8	Simac Adam	-	-	-	-	
-	10	Van Lankvelt Toontje	-	-	-	-	
-	12	Schmitt Gavin	-	-	-	-	
-	19	Bann Blair Cameron	-	-	-	-	
-	21	Blankenau Jay	-	-	-	-	
-	22	Marshall Steven	-	-	-	-	
<b>Others</b>			-	-	-	-	
<b>Total Team</b>			46	9	24	79	46.84



**Reception**

Eff. %  
Limit: 25.00%