

**Match:** 47 **Date:** 18.08.2011 **Spectators:** 140  
**City:** Ankara  
**Hall:** Baskent Volleyball Hall  
**Match duration:** Start: 20:00 End: 21:50 Total: 1:50

| Teams               | Sets     | 1    | 2    | 3    | 4    | 5 | Total |
|---------------------|----------|------|------|------|------|---|-------|
| <b>BRA</b>          | <b>1</b> | 23   | 24   | 25   | 15   |   | 87    |
| <b>JPN</b>          | <b>3</b> | 25   | 26   | 15   | 25   |   | 91    |
| <b>Set duration</b> |          | 0:28 | 0:28 | 0:23 | 0:22 |   | 1:41  |



## BRA • Brazil



**Spike**

Succ. %  
Limit: 15.00%

| Rk                | No | Name                           | Spikes | Faults | Shots | Total Attempts | Note  |
|-------------------|----|--------------------------------|--------|--------|-------|----------------|-------|
| 1                 | 9  | Montibeller Rosamaria          | 14     | 5      | 13    | 32             | 43.75 |
| 2                 | 8  | Guimaraes Gabriela Braga       | 15     | 3      | 22    | 40             | 37.50 |
| 3                 | 12 | Mohr Paula Camila              | 8      | 1      | 22    | 31             | 25.81 |
| -                 | 11 | Dullius Valquiria Carboni      | 6      | 2      | 5     | 13             |       |
| -                 | 7  | Reginatto Carla Fell           | 4      | -      | 3     | 7              |       |
| -                 | 15 | Oliveira Raquel Vasconcelos F. | 1      | 2      | 3     | 6              |       |
| -                 | 17 | Araújo Nayara Cassimiro B.     | 1      | -      | 4     | 5              |       |
| -                 | 1  | Batista Isabella de Oliveira   | -      | -      | 2     | 2              |       |
| -                 | 16 | Corrêa Stephanie Cristina A.   | -      | 1      | 1     | 2              |       |
| -                 | 2  | Rios Naiane de Almeida         | -      | -      | -     | -              |       |
| -                 | 4  | Silva Natália Fernandes        | -      | -      | -     | -              |       |
| -                 | 14 | Filipelli Juliana Paes         | -      | -      | -     | -              |       |
| <b>Others</b>     |    |                                | -      | -      | -     | -              |       |
| <b>Total Team</b> |    |                                | 49     | 14     | 75    | 138            | 35.51 |



**Block**

Avg. by set

| Rk                | No | Name                           | Kill Blocks | Faults | Rebounds | Total Attempts | Note |
|-------------------|----|--------------------------------|-------------|--------|----------|----------------|------|
| 1                 | 15 | Oliveira Raquel Vasconcelos F. | 4           | 2      | 7        | 13             | 1.00 |
| 2                 | 9  | Montibeller Rosamaria          | 3           | 4      | 5        | 12             | 0.75 |
| 3                 | 12 | Mohr Paula Camila              | 2           | 1      | 5        | 8              | 0.50 |
| 3                 | 11 | Dullius Valquiria Carboni      | 2           | 6      | 5        | 13             | 0.50 |
| 5                 | 17 | Araújo Nayara Cassimiro B.     | 1           | 3      | 6        | 10             | 0.25 |
| -                 | 1  | Batista Isabella de Oliveira   | -           | -      | -        | -              |      |
| -                 | 2  | Rios Naiane de Almeida         | -           | -      | -        | -              |      |
| -                 | 4  | Silva Natália Fernandes        | -           | -      | -        | -              |      |
| -                 | 14 | Filipelli Juliana Paes         | -           | -      | -        | -              |      |
| -                 | 16 | Corrêa Stephanie Cristina A.   | -           | 3      | 4        | 7              |      |
| -                 | 8  | Guimaraes Gabriela Braga       | -           | 8      | 5        | 13             |      |
| -                 | 7  | Reginatto Carla Fell           | -           | 2      | -        | 2              |      |
| <b>Others</b>     |    |                                | -           | -      | -        | -              |      |
| <b>Total Team</b> |    |                                | 12          | 29     | 37       | 78             | 3.00 |


**Match:** 47 **Date:** 18.08.2011 **Spectators:** 140  
**City:** Ankara  
**Hall:** Baskent Volleyball Hall  
**Match duration:** Start: 20:00 End: 21:50 Total: 1:50

| Teams               | Sets     | 1    | 2    | 3    | 4    | 5 | Total |
|---------------------|----------|------|------|------|------|---|-------|
| <b>BRA</b>          | <b>1</b> | 23   | 24   | 25   | 15   |   | 87    |
| <b>JPN</b>          | <b>3</b> | 25   | 26   | 15   | 25   |   | 91    |
| <b>Set duration</b> |          | 0:28 | 0:28 | 0:23 | 0:22 |   | 1:41  |



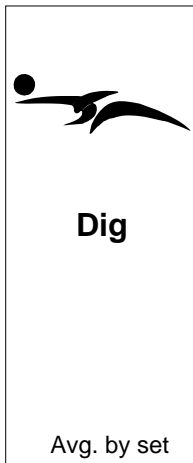
## BRA • Brazil

| Rk                | No | Name                           | Aces | Faults | Serve Hits | Total Attempts | Note |
|-------------------|----|--------------------------------|------|--------|------------|----------------|------|
| 1                 | 8  | Guimaraes Gabriela Braga       | 3    | 1      | 16         | 20             | 0.75 |
| 2                 | 7  | Reginatto Carla Fell           | 2    | 3      | 4          | 9              | 0.50 |
| 3                 | 15 | Oliveira Raquel Vasconcelos F. | 1    | -      | 10         | 11             | 0.25 |
| 3                 | 9  | Montibeller Rosamaria          | 1    | 1      | 12         | 14             | 0.25 |
| -                 | 1  | Batista Isabella de Oliveira   | -    | -      | -          | -              |      |
| -                 | 2  | Rios Naiane de Almeida         | -    | -      | 1          | 1              |      |
| -                 | 4  | Silva Natália Fernandes        | -    | -      | -          | -              |      |
| -                 | 14 | Filipelli Juliana Paes         | -    | -      | -          | -              |      |
| -                 | 11 | Dullius Valquiria Carboni      | -    | 1      | 6          | 7              |      |
| -                 | 17 | Araújo Nayara Cassimiro B.     | -    | 2      | 12         | 14             |      |
| -                 | 12 | Mohr Paula Camila              | -    | 2      | 7          | 9              |      |
| -                 | 16 | Corrêa Stephanie Cristina A.   | -    | 1      | 2          | 3              |      |
| <b>Others</b>     |    |                                | -    | -      | -          | -              |      |
| <b>Total Team</b> |    |                                | 7    | 11     | 70         | 88             | 1.75 |



| Team | Opponent errors & Team faults | Aces | Faults | Serve Hits | Total Attempts | Note |
|------|-------------------------------|------|--------|------------|----------------|------|
|      | Opponent errors & Team faults | 19   | -      |            | 19             |      |

| Rk                | No | Name                           | Digs | Faults | Receptions | Total Attempts | Note  |
|-------------------|----|--------------------------------|------|--------|------------|----------------|-------|
| 1                 | 14 | Filipelli Juliana Paes         | 18   | 4      | -          | 22             | 4.50  |
| 2                 | 8  | Guimaraes Gabriela Braga       | 11   | 3      | 2          | 16             | 2.75  |
| 3                 | 12 | Mohr Paula Camila              | 9    | 1      | -          | 10             | 2.25  |
| 4                 | 7  | Reginatto Carla Fell           | 8    | 1      | -          | 9              | 2.00  |
| 4                 | 9  | Montibeller Rosamaria          | 8    | 2      | 2          | 12             | 2.00  |
| 6                 | 17 | Araújo Nayara Cassimiro B.     | 6    | 2      | -          | 8              | 1.50  |
| 7                 | 11 | Dullius Valquiria Carboni      | 2    | 2      | -          | 4              | 0.50  |
| 8                 | 1  | Batista Isabella de Oliveira   | 1    | -      | -          | 1              | 0.25  |
| -                 | 2  | Rios Naiane de Almeida         | -    | -      | -          | -              |       |
| -                 | 4  | Silva Natália Fernandes        | -    | -      | -          | -              |       |
| -                 | 16 | Corrêa Stephanie Cristina A.   | -    | -      | -          | -              |       |
| -                 | 15 | Oliveira Raquel Vasconcelos F. | -    | 1      | 1          | 2              |       |
| <b>Others</b>     |    |                                | -    | 11     | -          | 11             |       |
| <b>Total Team</b> |    |                                | 63   | 27     | 5          | 95             | 15.75 |



**Match:** 47 **Date:** 18.08.2011 **Spectators:** 140  
**City:** Ankara  
**Hall:** Baskent Volleyball Hall  
**Match duration:** Start: 20:00 End: 21:50 Total: 1:50

| Teams               | Sets     | 1    | 2    | 3    | 4    | 5 | Total |
|---------------------|----------|------|------|------|------|---|-------|
| <b>BRA</b>          | <b>1</b> | 23   | 24   | 25   | 15   |   | 87    |
| <b>JPN</b>          | <b>3</b> | 25   | 26   | 15   | 25   |   | 91    |
| <b>Set duration</b> |          | 0:28 | 0:28 | 0:23 | 0:22 |   | 1:41  |




## BRA • Brazil



**Set**

Avg. by set

| Rk                | No | Name                           | Running Sets | Faults | Still Sets | Total Attempts | Note |
|-------------------|----|--------------------------------|--------------|--------|------------|----------------|------|
| 1                 | 17 | Araújo Nayara Cassimiro B.     | 12           | 2      | 88         | 102            | 3.00 |
| -                 | 1  | Batista Isabella de Oliveira   | -            | -      | 1          | 1              |      |
| -                 | 4  | Silva Natália Fernandes        | -            | -      | -          | -              |      |
| -                 | 7  | Reginatto Carla Fell           | -            | -      | 2          | 2              |      |
| -                 | 8  | Guimaraes Gabriela Braga       | -            | -      | 4          | 4              |      |
| -                 | 9  | Montibeller Rosamaria          | -            | -      | 2          | 2              |      |
| -                 | 12 | Mohr Paula Camila              | -            | -      | -          | -              |      |
| -                 | 14 | Filipelli Juliana Paes         | -            | -      | 5          | 5              |      |
| -                 | 16 | Corrêa Stephanie Cristina A.   | -            | -      | -          | -              |      |
| -                 | 2  | Rios Naiane de Almeida         | -            | 1      | 7          | 8              |      |
| -                 | 11 | Dullius Valquiria Carboni      | -            | 1      | 6          | 7              |      |
| -                 | 15 | Oliveira Raquel Vasconcelos F. | -            | 1      | 3          | 4              |      |
| <b>Others</b>     |    |                                | -            | -      | -          | -              |      |
| <b>Total Team</b> |    |                                | 12           | 5      | 118        | 135            | 3.00 |



**Reception**


Eff. %  
Limit: 25.00%

| Rk                | No | Name                           | Excellents | Faults | Serve Receptions | Total Attempts | Note  |
|-------------------|----|--------------------------------|------------|--------|------------------|----------------|-------|
| 1                 | 8  | Guimaraes Gabriela Braga       | 10         | 2      | 16               | 28             | 28.57 |
| -                 | 12 | Mohr Paula Camila              | 9          | -      | 10               | 19             |       |
| -                 | 7  | Reginatto Carla Fell           | 6          | 1      | 12               | 19             |       |
| -                 | 14 | Filipelli Juliana Paes         | 5          | 1      | 11               | 17             |       |
| -                 | 1  | Batista Isabella de Oliveira   | 1          | -      | -                | 1              |       |
| -                 | 2  | Rios Naiane de Almeida         | -          | -      | -                | -              |       |
| -                 | 4  | Silva Natália Fernandes        | -          | -      | -                | -              |       |
| -                 | 9  | Montibeller Rosamaria          | -          | -      | -                | -              |       |
| -                 | 11 | Dullius Valquiria Carboni      | -          | -      | -                | -              |       |
| -                 | 15 | Oliveira Raquel Vasconcelos F. | -          | -      | -                | -              |       |
| -                 | 16 | Corrêa Stephanie Cristina A.   | -          | -      | -                | -              |       |
| -                 | 17 | Araújo Nayara Cassimiro B.     | -          | -      | -                | -              |       |
| <b>Others</b>     |    |                                | -          | 1      | -                | 1              |       |
| <b>Total Team</b> |    |                                | 31         | 5      | 49               | 85             | 30.59 |

**Match:** 47 **Date:** 18.08.2011 **Spectators:** 140  
**City:** Ankara  
**Hall:** Baskent Volleyball Hall  
**Match duration:** Start: 20:00 End: 21:50 Total: 1:50

| Teams               | Sets     | 1    | 2    | 3    | 4    | 5 | Total |
|---------------------|----------|------|------|------|------|---|-------|
| <b>BRA</b>          | <b>1</b> | 23   | 24   | 25   | 15   |   | 87    |
| <b>JPN</b>          | <b>3</b> | 25   | 26   | 15   | 25   |   | 91    |
| <b>Set duration</b> |          | 0:28 | 0:28 | 0:23 | 0:22 |   | 1:41  |


JPN • Japan



**Spike**

Succ. %  
Limit: 15.00%

| Rk                | No | Name              | Spikes | Faults | Shots | Total Attempts | Note  |
|-------------------|----|-------------------|--------|--------|-------|----------------|-------|
| 1                 | 7  | Nakaya Kasumi     | 13     | 4      | 14    | 31             | 41.94 |
| 2                 | 5  | Horie Aya         | 12     | 4      | 13    | 29             | 41.38 |
| 3                 | 8  | Ito Nozomi        | 8      | 4      | 13    | 25             | 32.00 |
| 4                 | 9  | Doi Sakura        | 9      | 8      | 27    | 44             | 20.45 |
| -                 | 4  | Nomura Asuka      | 7      | 2      | 8     | 17             |       |
| -                 | 1  | Maruta Kaho       | 1      | -      | 1     | 2              |       |
| -                 | 12 | Takahashi Tomoko  | -      | -      | 1     | 1              |       |
| -                 | 2  | Asahi Yui         | -      | -      | -     | -              |       |
| -                 | 3  | Tsujimura Natsuko | -      | -      | -     | -              |       |
| -                 | 6  | Kaneda Saya       | -      | -      | -     | -              |       |
| -                 | 10 | Nakamura Mana     | -      | -      | -     | -              |       |
| -                 | 11 | Kobayashi Honoka  | -      | -      | -     | -              |       |
| <b>Others</b>     |    |                   | -      | -      | -     | -              |       |
| <b>Total Team</b> |    |                   | 50     | 22     | 77    | 149            | 33.56 |



**Block**

Avg. by set

| Rk                | No | Name              | Kill Blocks | Faults | Rebounds | Total Attempts | Note |
|-------------------|----|-------------------|-------------|--------|----------|----------------|------|
| 1                 | 4  | Nomura Asuka      | 2           | 4      | 2        | 8              | 0.50 |
| 2                 | 7  | Nakaya Kasumi     | 1           | -      | -        | 1              | 0.25 |
| 2                 | 9  | Doi Sakura        | 1           | -      | -        | 1              | 0.25 |
| 2                 | 8  | Ito Nozomi        | 1           | 6      | 2        | 9              | 0.25 |
| -                 | 2  | Asahi Yui         | -           | -      | -        | -              |      |
| -                 | 3  | Tsujimura Natsuko | -           | -      | -        | -              |      |
| -                 | 6  | Kaneda Saya       | -           | -      | -        | -              |      |
| -                 | 10 | Nakamura Mana     | -           | -      | -        | -              |      |
| -                 | 11 | Kobayashi Honoka  | -           | -      | -        | -              |      |
| -                 | 12 | Takahashi Tomoko  | -           | -      | -        | -              |      |
| -                 | 5  | Horie Aya         | -           | 3      | 3        | 6              |      |
| -                 | 1  | Maruta Kaho       | -           | 2      | 1        | 3              |      |
| <b>Others</b>     |    |                   | -           | -      | -        | -              |      |
| <b>Total Team</b> |    |                   | 5           | 15     | 8        | 28             | 1.25 |

**Match:** 47 **Date:** 18.08.2011 **Spectators:** 140  
**City:** Ankara  
**Hall:** Baskent Volleyball Hall  
**Match duration:** Start: 20:00 End: 21:50 Total: 1:50

| Teams        | Sets | 1    | 2    | 3    | 4    | 5 | Total |
|--------------|------|------|------|------|------|---|-------|
| BRA          | 1    | 23   | 24   | 25   | 15   |   | 87    |
| JPN          | 3    | 25   | 26   | 15   | 25   |   | 91    |
| Set duration |      | 0:28 | 0:28 | 0:23 | 0:22 |   | 1:41  |



## JPN • Japan

| Rk                | No | Name              | Aces | Faults | Serve Hits | Total Attempts | Note |
|-------------------|----|-------------------|------|--------|------------|----------------|------|
| 1                 | 4  | Nomura Asuka      | 2    | 1      | 15         | 18             | 0.50 |
| 1                 | 1  | Maruta Kaho       | 2    | 1      | 14         | 17             | 0.50 |
| -                 | 2  | Asahi Yui         | -    | -      | -          | -              |      |
| -                 | 3  | Tsujimura Natsuko | -    | -      | 1          | 1              |      |
| -                 | 6  | Kaneda Saya       | -    | -      | -          | -              |      |
| -                 | 7  | Nakaya Kasumi     | -    | -      | 15         | 15             |      |
| -                 | 9  | Doi Sakura        | -    | -      | 15         | 15             |      |
| -                 | 10 | Nakamura Mana     | -    | -      | -          | -              |      |
| -                 | 11 | Kobayashi Honoka  | -    | -      | 1          | 1              |      |
| -                 | 12 | Takahashi Tomoko  | -    | -      | -          | -              |      |
| -                 | 8  | Ito Nozomi        | -    | 1      | 9          | 10             |      |
| -                 | 5  | Horie Aya         | -    | 2      | 11         | 13             |      |
| <b>Others</b>     |    |                   | -    | -      | -          | -              |      |
| <b>Total Team</b> |    |                   | 4    | 5      | 81         | 90             | 1.00 |

| Team | Opponent errors & Team faults | Aces | Faults | Serve Hits | Total Attempts | Note |
|------|-------------------------------|------|--------|------------|----------------|------|
|      | Opponent errors & Team faults | 32   | -      |            | 32             |      |


| Rk                | No | Name              | Digs | Faults | Receptions | Total Attempts | Note  |
|-------------------|----|-------------------|------|--------|------------|----------------|-------|
| 1                 | 6  | Kaneda Saya       | 21   | 3      | 1          | 25             | 5.25  |
| 1                 | 7  | Nakaya Kasumi     | 21   | 5      | 1          | 27             | 5.25  |
| 3                 | 9  | Doi Sakura        | 13   | 6      | 1          | 20             | 3.25  |
| 4                 | 5  | Horie Aya         | 10   | 3      | 2          | 15             | 2.50  |
| 5                 | 1  | Maruta Kaho       | 8    | 1      | 3          | 12             | 2.00  |
| 6                 | 4  | Nomura Asuka      | 3    | 1      | -          | 4              | 0.75  |
| 7                 | 8  | Ito Nozomi        | 1    | -      | -          | 1              | 0.25  |
| -                 | 2  | Asahi Yui         | -    | -      | -          | -              |       |
| -                 | 10 | Nakamura Mana     | -    | -      | -          | -              |       |
| -                 | 11 | Kobayashi Honoka  | -    | -      | -          | -              |       |
| -                 | 12 | Takahashi Tomoko  | -    | -      | -          | -              |       |
| -                 | 3  | Tsujimura Natsuko | -    | 1      | -          | 1              |       |
| <b>Others</b>     |    |                   | -    | 16     | -          | 16             |       |
| <b>Total Team</b> |    |                   | 77   | 36     | 8          | 121            | 19.25 |

**Match:** 47 **Date:** 18.08.2011 **Spectators:** 140  
**City:** Ankara  
**Hall:** Baskent Volleyball Hall  
**Match duration:** **Start:** 20:00 **End:** 21:50 **Total:** 1:50

| Teams               | Sets | 1    | 2    | 3    | 4    | 5 | Total |
|---------------------|------|------|------|------|------|---|-------|
| BRA                 | 1    | 23   | 24   | 25   | 15   |   | 87    |
| JPN                 | 3    | 25   | 26   | 15   | 25   |   | 91    |
| <b>Set duration</b> |      | 0:28 | 0:28 | 0:23 | 0:22 |   | 1:41  |




## JPN • Japan



**Set**

Avg. by set

| Rk                | No | Name              | Running Sets | Faults | Still Sets | Total Attempts | Note |
|-------------------|----|-------------------|--------------|--------|------------|----------------|------|
| 1                 | 1  | Maruta Kaho       | 39           | 2      | 74         | 115            | 9.75 |
| -                 | 2  | Asahi Yui         | -            | -      | -          | -              |      |
| -                 | 3  | Tsujimura Natsuko | -            | -      | -          | -              |      |
| -                 | 4  | Nomura Asuka      | -            | -      | 3          | 3              |      |
| -                 | 5  | Horie Aya         | -            | -      | 10         | 10             |      |
| -                 | 6  | Kaneda Saya       | -            | -      | 9          | 9              |      |
| -                 | 7  | Nakaya Kasumi     | -            | -      | 5          | 5              |      |
| -                 | 8  | Ito Nozomi        | -            | -      | 2          | 2              |      |
| -                 | 9  | Doi Sakura        | -            | -      | 3          | 3              |      |
| -                 | 10 | Nakamura Mana     | -            | -      | -          | -              |      |
| -                 | 11 | Kobayashi Honoka  | -            | -      | -          | -              |      |
| -                 | 12 | Takahashi Tomoko  | -            | -      | -          | -              |      |
| <b>Others</b>     |    |                   | -            | -      | -          | -              |      |
| <b>Total Team</b> |    |                   | 39           | 2      | 106        | 147            | 9.75 |



**Reception**

Eff. %  
Limit: 25.00%

| Rk                | No | Name              | Excellents | Faults | Serve Receptions | Total Attempts | Note  |
|-------------------|----|-------------------|------------|--------|------------------|----------------|-------|
| 1                 | 9  | Doi Sakura        | 23         | 2      | 11               | 36             | 58.33 |
| 2                 | 6  | Kaneda Saya       | 6          | 2      | 16               | 24             | 16.67 |
| -                 | 5  | Horie Aya         | 4          | -      | 5                | 9              |       |
| -                 | 8  | Ito Nozomi        | 1          | -      | 1                | 2              |       |
| -                 | 3  | Tsujimura Natsuko | -          | -      | 1                | 1              |       |
| -                 | 4  | Nomura Asuka      | 1          | -      | -                | 1              |       |
| -                 | 7  | Nakaya Kasumi     | -          | -      | 1                | 1              |       |
| -                 | 1  | Maruta Kaho       | -          | -      | -                | -              |       |
| -                 | 2  | Asahi Yui         | -          | -      | -                | -              |       |
| -                 | 10 | Nakamura Mana     | -          | -      | -                | -              |       |
| -                 | 11 | Kobayashi Honoka  | -          | -      | -                | -              |       |
| -                 | 12 | Takahashi Tomoko  | -          | -      | -                | -              |       |
| <b>Others</b>     |    |                   | -          | 3      | -                | 3              |       |
| <b>Total Team</b> |    |                   | 35         | 7      | 35               | 77             | 36.36 |