



P-3 VOLLEYBALL • Match players ranking

2009 FIVB Girls' Youth World Championship Finals (Places 11-12)




Match: 59 **Date:** 12.07.2009 **Spectators:** 220
City: Nakhonratchasima
Hall: Chalermphrakiat Gym.
Match duration: **Start:** 18:30 **End:** 19:49 **Total:** 1:19

Teams	Sets	1	2	3	4	5	Total
DOM	3	25	25	25			75
USA	0	23	19	23			65
Set duration		0:22	0:23	0:28			1:13




DOM • Dominican Rep.



Spike

Succ. %
Limit: 15.00%

Rk	No	Name	Spikes	Faults	Shots	Total Attempts	Note
1	10	Ramirez Espinal Yeniffer Cristina	9	2	7	18	50.00
2	6	Binet Stephens Ana Yorkira	10	3	17	30	33.33
3	11	Peña Isabel Yonkaira Paola	3	1	13	17	17.65
-	1	Fersola Norberto Marianne	6	-	6	12	
-	15	Arias Perez Candida Estefany	4	3	4	11	
-	12	Reyes Hinojosa Gabriela Alexandra	1	-	3	4	
-	13	De Jesus Garcia Estephania	-	-	2	2	
-	8	Pineda Nivar Erika Alexandra	-	-	1	1	
-	3	Heredia de la Cruz Zoraida	-	-	-	-	
-	4	Jorge Ubiera Laura Ivette	-	-	-	-	
-	5	Moreno Beras Alicia Basilenni	-	-	-	-	
-	9	Soriano Olivo Andrea Nicole	-	-	-	-	
Others			-	-	-	-	
Total Team			33	9	53	95	34.74



Block

Avg. by set

Rk	No	Name	Kill Blocks	Faults	Rebounds	Total Attempts	Note
1	15	Arias Perez Candida Estefany	4	4	5	13	1.33
2	11	Peña Isabel Yonkaira Paola	2	1	1	4	0.67
3	1	Fersola Norberto Marianne	1	2	3	6	0.33
-	3	Heredia de la Cruz Zoraida	-	-	-	-	
-	4	Jorge Ubiera Laura Ivette	-	-	-	-	
-	5	Moreno Beras Alicia Basilenni	-	-	-	-	
-	6	Binet Stephens Ana Yorkira	-	-	1	1	
-	8	Pineda Nivar Erika Alexandra	-	-	-	-	
-	9	Soriano Olivo Andrea Nicole	-	-	-	-	
-	13	De Jesus Garcia Estephania	-	-	1	1	
-	10	Ramirez Espinal Yeniffer Cristina	-	1	1	2	
-	12	Reyes Hinojosa Gabriela Alexandra	-	3	1	4	
Others			-	-	-	-	
Total Team			7	11	13	31	2.33






P-3 VOLLEYBALL • Match players ranking

2009 FIVB Girls' Youth World Championship Finals (Places 11-12)




Match: 59 **Date:** 12.07.2009 **Spectators:** 220
City: Nakhonratchasima
Hall: Chalermphrakiat Gym.
Match duration: **Start:** 18:30 **End:** 19:49 **Total:** 1:19

Teams	Sets	1	2	3	4	5	Total
DOM	3	25	25	25			75
USA	0	23	19	23			65
Set duration		0:22	0:23	0:28			1:13



DOM • Dominican Rep.




Serve

Avg. by set

Rk	No	Name	Aces	Faults	Serve Hits	Total Attempts	Note
1	12	Reyes Hinojosa Gabriela Alexandra	3	-	7	10	1.00
2	10	Ramirez Espinal Yeniffer Cristina	2	2	15	19	0.67
2	8	Pineda Nivar Erika Alexandra	2	1	3	6	0.67
4	1	Fersola Norberto Marianne	1	1	10	12	0.33
4	6	Binet Stephens Ana Yorkira	1	1	6	8	0.33
4	11	Peña Isabel Yonkaira Paola	1	2	3	6	0.33
-	3	Heredia de la Cruz Zoraida	-	-	-	-	
-	4	Jorge Ubiera Laura Ivette	-	-	-	-	
-	5	Moreno Beras Alicia Basilenni	-	-	4	4	
-	9	Soriano Olivo Andrea Nicole	-	-	-	-	
-	13	De Jesus Garcia Estephania	-	1	2	3	
-	15	Arias Perez Candida Estefany	-	2	4	6	
Others			-	-	-	-	
Total Team			10	10	54	74	3.33

Team

Opponent errors & Team faults	25	-		25	
-------------------------------	----	---	--	----	--



Dig

Avg. by set

Rk	No	Name	Digs	Faults	Receptions	Total Attempts	Note
1	6	Binet Stephens Ana Yorkira	5	4	10	19	1.67
1	3	Heredia de la Cruz Zoraida	5	8	7	20	1.67
-	4	Jorge Ubiera Laura Ivette	-	-	-	-	
-	9	Soriano Olivo Andrea Nicole	-	-	-	-	
-	13	De Jesus Garcia Estephania	-	-	2	2	
-	12	Reyes Hinojosa Gabriela Alexandra	-	2	8	10	
-	11	Peña Isabel Yonkaira Paola	-	1	2	3	
-	1	Fersola Norberto Marianne	-	1	1	2	
-	10	Ramirez Espinal Yeniffer Cristina	-	4	3	7	
-	15	Arias Perez Candida Estefany	-	2	1	3	
-	8	Pineda Nivar Erika Alexandra	-	3	1	4	
-	5	Moreno Beras Alicia Basilenni	-	1	-	1	
Others			-	-	-	-	
Total Team			10	26	35	71	3.33






P-3 VOLLEYBALL • Match players ranking

2009 FIVB Girls' Youth World Championship Finals (Places 11-12)




Match: 59 **Date:** 12.07.2009 **Spectators:** 220
City: Nakhonratchasima
Hall: Chalermphrakiat Gym.
Match duration: **Start:** 18:30 **End:** 19:49 **Total:** 1:19

Teams	Sets	1	2	3	4	5	Total
DOM	3	25	25	25			75
USA	0	23	19	23			65
Set duration		0:22	0:23	0:28			1:13




DOM • Dominican Rep.



Set

Avg. by set

Rk	No	Name	Running Sets	Faults	Still Sets	Total Attempts	Note
1	12	Reyes Hinojosa Gabriela Alexandra	14	3	45	62	4.67
2	13	De Jesus Garcia Estephania	1	3	6	10	0.33
-	1	Fersola Norberto Marianne	-	-	1	1	
-	3	Heredia de la Cruz Zoraida	-	-	3	3	
-	4	Jorge Ubiera Laura Ivette	-	-	-	-	
-	5	Moreno Beras Alicia Basilenni	-	-	-	-	
-	6	Binet Stephens Ana Yorkira	-	-	3	3	
-	8	Pineda Nivar Erika Alexandra	-	-	1	1	
-	9	Soriano Olivo Andrea Nicole	-	-	-	-	
-	10	Ramirez Espinal Yeniffer Cristina	-	-	3	3	
-	11	Peña Isabel Yonkaira Paola	-	-	3	3	
-	15	Arias Perez Candida Estefany	-	-	5	5	
Others			-	-	-	-	
Total Team			15	6	70	91	5.00



Reception

Eff. %
Limit: 25.00%

Rk	No	Name	Excellents	Faults	Serve Receptions	Total Attempts	Note
1	3	Heredia de la Cruz Zoraida	4	2	26	32	6.25
2	6	Binet Stephens Ana Yorkira	2	1	18	21	4.76
-	10	Ramirez Espinal Yeniffer Cristina	-	-	5	5	
-	8	Pineda Nivar Erika Alexandra	-	-	1	1	
-	1	Fersola Norberto Marianne	-	-	-	-	
-	4	Jorge Ubiera Laura Ivette	-	-	-	-	
-	5	Moreno Beras Alicia Basilenni	-	-	-	-	
-	9	Soriano Olivo Andrea Nicole	-	-	-	-	
-	11	Peña Isabel Yonkaira Paola	-	-	-	-	
-	12	Reyes Hinojosa Gabriela Alexandra	-	-	-	-	
-	13	De Jesus Garcia Estephania	-	-	-	-	
-	15	Arias Perez Candida Estefany	-	-	-	-	
Others			-	-	-	-	
Total Team			6	3	50	59	5.08





P-3 VOLLEYBALL • Match players ranking

2009 FIVB Girls' Youth World Championship Finals (Places 11-12)




Match: 59 **Date:** 12.07.2009 **Spectators:** 220
City: Nakhonratchasima
Hall: Chalermphrakiat Gym.
Match duration: **Start:** 18:30 **End:** 19:49 **Total:** 1:19

Teams	Sets	1	2	3	4	5	Total
DOM	3	25	25	25			75
USA	0	23	19	23			65
Set duration		0:22	0:23	0:28			1:13




USA • United States of America



Spike

Succ. %
Limit: 15.00%

Rk	No	Name	Spikes	Faults	Shots	Total Attempts	Note
1	5	Eckerman Haley	9	3	2	14	64.29
2	19	Wopat Carly	8	3	15	26	30.77
3	8	McHugh Andrea	7	5	13	25	28.00
-	16	Thomas Carly	2	1	6	9	
-	2	Bell Katherine	3	3	1	7	
-	9	Hutson Madelyn	2	3	1	6	
-	18	Wopat Samantha	-	-	2	2	
-	1	Allison Hannah	1	1	-	2	
-	13	Okoro Olivia	-	1	-	1	
-	3	Bonilla Jennifer	-	-	-	-	
-	4	Denney Erica	-	-	-	-	
-	10	Messing Kathleen	-	-	-	-	
Others			-	-	-	-	
Total Team			32	20	40	92	34.78



Block

Avg. by set

Rk	No	Name	Kill Blocks	Faults	Rebounds	Total Attempts	Note
1	9	Hutson Madelyn	3	1	4	8	1.00
2	2	Bell Katherine	2	3	6	11	0.67
2	19	Wopat Carly	2	4	6	12	0.67
4	5	Eckerman Haley	1	-	-	1	0.33
4	8	McHugh Andrea	1	1	1	3	0.33
4	1	Allison Hannah	1	3	2	6	0.33
-	3	Bonilla Jennifer	-	-	-	-	
-	4	Denney Erica	-	-	-	-	
-	10	Messing Kathleen	-	-	-	-	
-	18	Wopat Samantha	-	-	-	-	
-	16	Thomas Carly	-	3	5	8	
-	13	Okoro Olivia	-	1	-	1	
Others			-	-	-	-	
Total Team			10	16	24	50	3.33





P-3 VOLLEYBALL • Match players ranking

2009 FIVB Girls' Youth World Championship Finals (Places 11-12)




Match: 59 **Date:** 12.07.2009 **Spectators:** 220
City: Nakhonratchasima
Hall: Chalermphrakiat Gym.
Match duration: **Start:** 18:30 **End:** 19:49 **Total:** 1:19

Teams	Sets	1	2	3	4	5	Total
DOM	3	25	25	25			75
USA	0	23	19	23			65
Set duration		0:22	0:23	0:28			1:13



USA • United States of America




Serve

Avg. by set

Rk	No	Name	Aces	Faults	Serve Hits	Total Attempts	Note
1	5	Eckerman Haley	2	2	2	6	0.67
2	19	Wopat Carly	1	1	7	9	0.33
-	1	Allison Hannah	-	-	7	7	
-	2	Bell Katherine	-	-	6	6	
-	3	Bonilla Jennifer	-	-	-	-	
-	4	Denney Erica	-	-	-	-	
-	10	Messing Kathleen	-	-	3	3	
-	13	Okoro Olivia	-	-	-	-	
-	16	Thomas Carly	-	-	10	10	
-	18	Wopat Samantha	-	-	3	3	
-	9	Hutson Madelyn	-	1	6	7	
-	8	McHugh Andrea	-	3	12	15	
Others			-	-	-	-	
Total Team			3	7	56	66	1.00

Team

Opponent errors & Team faults	20	-		20	
-------------------------------	----	---	--	----	--



Dig

Avg. by set

Rk	No	Name	Digs	Faults	Receptions	Total Attempts	Note
1	3	Bonilla Jennifer	6	5	5	16	2.00
2	2	Bell Katherine	2	1	1	4	0.67
3	10	Messing Kathleen	1	-	-	1	0.33
3	8	McHugh Andrea	1	2	6	9	0.33
3	19	Wopat Carly	1	1	2	4	0.33
3	16	Thomas Carly	1	4	6	11	0.33
-	4	Denney Erica	-	-	-	-	
-	9	Hutson Madelyn	-	-	-	-	
-	13	Okoro Olivia	-	-	-	-	
-	18	Wopat Samantha	-	1	3	4	
-	5	Eckerman Haley	-	3	2	5	
-	1	Allison Hannah	-	4	2	6	
Others			-	-	-	-	
Total Team			12	21	27	60	4.00





P-3 VOLLEYBALL • Match players ranking

2009 FIVB Girls' Youth World Championship Finals (Places 11-12)



Match: 59 **Date:** 12.07.2009 **Spectators:** 220
City: Nakhonratchasima
Hall: Chalermphrakiat Gym.
Match duration: **Start:** 18:30 **End:** 19:49 **Total:** 1:19

Teams	Sets	1	2	3	4	5	Total
DOM	3	25	25	25			75
USA	0	23	19	23			65
Set duration		0:22	0:23	0:28			1:13



USA • United States of America



Set

Avg. by set

Rk	No	Name	Running Sets	Faults	Still Sets	Total Attempts	Note
1	16	Thomas Carly	22	1	49	72	7.33
-	1	Allison Hannah	-	-	7	7	
-	2	Bell Katherine	-	-	1	1	
-	3	Bonilla Jennifer	-	-	2	2	
-	4	Denney Erica	-	-	-	-	
-	5	Eckerman Haley	-	-	1	1	
-	8	McHugh Andrea	-	-	-	-	
-	9	Hutson Madelyn	-	-	1	1	
-	10	Messing Kathleen	-	-	-	-	
-	13	Okoro Olivia	-	-	-	-	
-	18	Wopat Samantha	-	-	-	-	
-	19	Wopat Carly	-	-	2	2	
Others			-	-	-	-	
Total Team			22	1	63	86	7.33



Reception

Eff. %
Limit: 25.00%

Rk	No	Name	Excellents	Faults	Serve Receptions	Total Attempts	Note
1	3	Bonilla Jennifer	6	2	10	18	22.22
2	1	Allison Hannah	5	5	20	30	0.00
-	18	Wopat Samantha	3	2	4	9	
-	13	Okoro Olivia	-	-	1	1	
-	19	Wopat Carly	-	-	1	1	
-	2	Bell Katherine	-	-	-	-	
-	4	Denney Erica	-	-	-	-	
-	5	Eckerman Haley	-	-	-	-	
-	9	Hutson Madelyn	-	-	-	-	
-	10	Messing Kathleen	-	-	-	-	
-	16	Thomas Carly	-	-	-	-	
-	8	McHugh Andrea	-	1	4	5	
Others			-	-	-	-	
Total Team			14	10	40	64	6.25

