



# P-3 VOLLEYBALL • Match players ranking

2009 FIVB Girls' Youth World Championship  
Finals (Places 13-14)




**Match:** 58 **Date:** 12.07.2009 **Spectators:** 500  
**City:** Nakhonratchasima  
**Hall:** Chalermphrakiat Gym.  
**Match duration:** **Start:** 15:20 **End:** 17:50 **Total:** 2:30

Teams	Sets	1	2	3	4	5	Total
<b>SVK</b>	<b>2</b>	23	25	24	25	13	110
<b>CHN</b>	<b>3</b>	25	21	26	19	15	106
<b>Set duration</b>		0:25	0:26	0:28	0:24	0:16	1:59




## SVK • Slovakia



**Spike**

Succ. %  
Limit: 15.00%

Rk	No	Name	Spikes	Faults	Shots	Total Attempts	Note
1	5	PALGUTOVA Karin	11	5	17	33	33.33
2	12	RADOSOVA Nikola	14	10	40	64	21.88
-	10	KOSOVA Simona	15	-	9	24	
-	13	KRISKOVA Romana	9	3	6	18	
-	1	ABRHAMOVA Michaela	7	1	5	13	
-	2	LUKACOVA Simona	3	2	6	11	
-	4	DROBNAKOVA Dominika	-	1	3	4	
-	15	NIKMONOVA Lucia	-	1	1	2	
-	6	KUBALIAKOVA Radka	-	-	-	-	
-	7	CRKONOVA Tatiana	-	-	-	-	
-	8	SMATANIKOVA Jaroslava	-	-	-	-	
-	11	HERELOVA Nina	-	-	-	-	
<b>Others</b>			-	-	-	-	
<b>Total Team</b>			59	23	87	169	34.91



**Block**

Avg. by set

Rk	No	Name	Kill Blocks	Faults	Rebounds	Total Attempts	Note
1	10	KOSOVA Simona	7	3	19	29	1.40
2	1	ABRHAMOVA Michaela	6	4	11	21	1.20
3	12	RADOSOVA Nikola	4	2	7	13	0.80
4	2	LUKACOVA Simona	3	2	2	7	0.60
5	13	KRISKOVA Romana	1	2	7	10	0.20
-	4	DROBNAKOVA Dominika	-	-	-	-	
-	6	KUBALIAKOVA Radka	-	-	-	-	
-	7	CRKONOVA Tatiana	-	-	-	-	
-	8	SMATANIKOVA Jaroslava	-	-	-	-	
-	11	HERELOVA Nina	-	-	-	-	
-	15	NIKMONOVA Lucia	-	-	-	-	
-	5	PALGUTOVA Karin	-	1	2	3	
<b>Others</b>			-	-	-	-	
<b>Total Team</b>			21	14	48	83	4.20





# P-3 VOLLEYBALL • Match players ranking

2009 FIVB Girls' Youth World Championship  
Finals (Places 13-14)




**Match:** 58 **Date:** 12.07.2009 **Spectators:** 500  
**City:** Nakhonratchasima  
**Hall:** Chalermphrakiat Gym.  
**Match duration:** **Start:** 15:20 **End:** 17:50 **Total:** 2:30

Teams	Sets	1	2	3	4	5	Total
<b>SVK</b>	<b>2</b>	23	25	24	25	13	110
<b>CHN</b>	<b>3</b>	25	21	26	19	15	106
<b>Set duration</b>		0:25	0:26	0:28	0:24	0:16	1:59



## SVK • Slovakia




**Serve**

Avg. by set

Rk	No	Name	Aces	Faults	Serve Hits	Total Attempts	Note
1	1	ABRHAMOVA Michaela	6	1	17	24	1.20
2	12	RADOSOVA Nikola	3	4	14	21	0.60
3	2	LUKACOVA Simona	1	-	18	19	0.20
3	10	KOSOVA Simona	1	-	15	16	0.20
3	5	PALGUTOVA Karin	1	1	16	18	0.20
3	13	KRISKOVA Romana	1	3	8	12	0.20
-	4	DROBNAKOVA Dominika	-	-	1	1	
-	6	KUBALIAKOVA Radka	-	-	-	-	
-	7	CRKONOVA Tatiana	-	-	-	-	
-	8	SMATANIKOVA Jaroslava	-	-	-	-	
-	11	HERELOVA Nina	-	-	-	-	
-	15	NIKMONOVA Lucia	-	-	-	-	
<b>Others</b>			-	-	-	-	
<b>Total Team</b>			13	9	89	111	2.60

### Team

Opponent errors & Team faults	17	-		17	
-------------------------------	----	---	--	----	--



**Dig**

Avg. by set

Rk	No	Name	Digs	Faults	Receptions	Total Attempts	Note
1	15	NIKMONOVA Lucia	9	15	12	36	1.80
2	5	PALGUTOVA Karin	2	9	9	20	0.40
3	10	KOSOVA Simona	1	2	8	11	0.20
3	4	DROBNAKOVA Dominika	1	1	2	4	0.20
3	2	LUKACOVA Simona	1	5	9	15	0.20
3	13	KRISKOVA Romana	1	9	9	19	0.20
3	12	RADOSOVA Nikola	1	11	5	17	0.20
-	6	KUBALIAKOVA Radka	-	-	-	-	
-	7	CRKONOVA Tatiana	-	-	-	-	
-	8	SMATANIKOVA Jaroslava	-	-	-	-	
-	11	HERELOVA Nina	-	-	-	-	
-	1	ABRHAMOVA Michaela	-	3	3	6	
<b>Others</b>			-	-	-	-	
<b>Total Team</b>			16	55	57	128	3.20





# P-3 VOLLEYBALL • Match players ranking

2009 FIVB Girls' Youth World Championship  
Finals (Places 13-14)




**Match:** 58 **Date:** 12.07.2009 **Spectators:** 500  
**City:** Nakhonratchasima  
**Hall:** Chalermphrakiat Gym.  
**Match duration:** **Start:** 15:20 **End:** 17:50 **Total:** 2:30

Teams	Sets	1	2	3	4	5	Total
SVK	2	23	25	24	25	13	110
CHN	3	25	21	26	19	15	106
<b>Set duration</b>		0:25	0:26	0:28	0:24	0:16	1:59




## SVK • Slovakia



**Set**

Avg. by set

Rk	No	Name	Running Sets	Faults	Still Sets	Total Attempts	Note
1	2	LUKACOVA Simona	32	-	99	131	6.40
-	1	ABRHAMOVA Michaela	-	-	3	3	
-	4	DROBNAKOVA Dominika	-	-	1	1	
-	5	PALGUTOVA Karin	-	-	7	7	
-	6	KUBALIAKOVA Radka	-	-	-	-	
-	7	CRKONOVA Tatiana	-	-	-	-	
-	8	SMATANIKOVA Jaroslava	-	-	-	-	
-	10	KOSOVA Simona	-	-	5	5	
-	11	HERELOVA Nina	-	-	-	-	
-	12	RADOSOVA Nikola	-	-	4	4	
-	13	KRISKOVA Romana	-	-	4	4	
-	15	NIKMONOVA Lucia	-	-	2	2	
<b>Others</b>			-	-	-	-	
<b>Total Team</b>			32	-	125	157	6.40



**Reception**

Eff. %  
Limit: 25.00%

Rk	No	Name	Excellents	Faults	Serve Receptions	Total Attempts	Note
1	5	PALGUTOVA Karin	8	2	27	37	16.22
2	12	RADOSOVA Nikola	6	2	27	35	11.43
-	15	NIKMONOVA Lucia	12	1	11	24	
-	10	KOSOVA Simona	-	-	3	3	
-	1	ABRHAMOVA Michaela	-	-	2	2	
-	2	LUKACOVA Simona	-	-	-	-	
-	4	DROBNAKOVA Dominika	-	-	-	-	
-	6	KUBALIAKOVA Radka	-	-	-	-	
-	7	CRKONOVA Tatiana	-	-	-	-	
-	8	SMATANIKOVA Jaroslava	-	-	-	-	
-	11	HERELOVA Nina	-	-	-	-	
-	13	KRISKOVA Romana	-	-	-	-	
<b>Others</b>			-	-	-	-	
<b>Total Team</b>			26	5	70	101	20.79






# P-3 VOLLEYBALL • Match players ranking

## 2009 FIVB Girls' Youth World Championship Finals (Places 13-14)




**Match:** 58 **Date:** 12.07.2009 **Spectators:** 500  
**City:** Nakhonratchasima  
**Hall:** Chalermphrakiat Gym.  
**Match duration:** **Start:** 15:20 **End:** 17:50 **Total:** 2:30

Teams	Sets	1	2	3	4	5	Total
SVK	2	23	25	24	25	13	110
CHN	3	25	21	26	19	15	106
Set duration		0:25	0:26	0:28	0:24	0:16	1:59




### CHN • China



**Spike**

Succ. %  
Limit: 15.00%

Rk	No	Name	Spikes	Faults	Shots	Total Attempts	Note
1	11	Wang Wei	28	6	33	67	41.79
2	7	Wang Yang	15	4	25	44	34.09
3	8	Zhang Xiaoya	8	2	17	27	29.63
-	9	Ye Qi	7	2	9	18	
-	5	Yao Di	1	1	14	16	
-	10	Cheng Long	1	-	3	4	
-	1	Huang Liuyan	-	-	1	1	
-	13	Wang Ying	-	-	1	1	
-	14	Yang Fangxu	-	1	-	1	
-	2	Liu Mingjuan	-	-	-	-	
-	4	Liu Peiyi	-	-	-	-	
-	6	Duan Fang	-	-	-	-	
Others			-	-	-	-	
<b>Total Team</b>			60	16	103	179	33.52



**Block**

Avg. by set

Rk	No	Name	Kill Blocks	Faults	Rebounds	Total Attempts	Note
1	11	Wang Wei	2	2	6	10	0.40
1	8	Zhang Xiaoya	2	3	7	12	0.40
1	10	Cheng Long	2	3	2	7	0.40
4	7	Wang Yang	1	1	7	9	0.20
4	5	Yao Di	1	3	2	6	0.20
-	1	Huang Liuyan	-	-	-	-	
-	2	Liu Mingjuan	-	-	-	-	
-	4	Liu Peiyi	-	-	-	-	
-	6	Duan Fang	-	-	-	-	
-	13	Wang Ying	-	-	-	-	
-	9	Ye Qi	-	4	4	8	
-	14	Yang Fangxu	-	1	1	2	
Others			-	-	-	-	
<b>Total Team</b>			8	17	29	54	1.60






# P-3 VOLLEYBALL • Match players ranking

## 2009 FIVB Girls' Youth World Championship Finals (Places 13-14)




**Match:** 58 **Date:** 12.07.2009 **Spectators:** 500  
**City:** Nakhonratchasima  
**Hall:** Chalermphrakiat Gym.  
**Match duration:** **Start:** 15:20 **End:** 17:50 **Total:** 2:30

Teams	Sets	1	2	3	4	5	Total
SVK	2	23	25	24	25	13	110
CHN	3	25	21	26	19	15	106
Set duration		0:25	0:26	0:28	0:24	0:16	1:59



### CHN • China




**Serve**

Avg. by set

Rk	No	Name	Aces	Faults	Serve Hits	Total Attempts	Note
1	10	Cheng Long	2	-	13	15	0.40
1	8	Zhang Xiaoya	2	2	13	17	0.40
3	5	Yao Di	1	1	15	17	0.20
-	1	Huang Liuyan	-	-	-	-	
-	2	Liu Mingjuan	-	-	-	-	
-	4	Liu Peiyi	-	-	-	-	
-	6	Duan Fang	-	-	-	-	
-	7	Wang Yang	-	-	21	21	
-	9	Ye Qi	-	-	15	15	
-	13	Wang Ying	-	-	-	-	
-	14	Yang Fangxu	-	-	3	3	
-	11	Wang Wei	-	1	16	17	
<b>Others</b>			-	-	-	-	
<b>Total Team</b>			5	4	96	105	1.00

**Team**

Opponent errors & Team faults	33	-		33	
-------------------------------	----	---	--	----	--



**Dig**

Avg. by set

Rk	No	Name	Digs	Faults	Receptions	Total Attempts	Note
1	1	Huang Liuyan	15	13	13	41	3.00
2	10	Cheng Long	4	5	6	15	0.80
2	13	Wang Ying	4	5	3	12	0.80
4	11	Wang Wei	3	7	7	17	0.60
4	7	Wang Yang	3	12	12	27	0.60
6	9	Ye Qi	1	2	6	9	0.20
6	5	Yao Di	1	13	5	19	0.20
-	2	Liu Mingjuan	-	-	-	-	
-	4	Liu Peiyi	-	-	-	-	
-	6	Duan Fang	-	-	-	-	
-	14	Yang Fangxu	-	-	2	2	
-	8	Zhang Xiaoya	-	2	6	8	
<b>Others</b>			-	-	-	-	
<b>Total Team</b>			31	59	60	150	6.20






# P-3 VOLLEYBALL • Match players ranking

2009 FIVB Girls' Youth World Championship  
Finals (Places 13-14)




**Match:** 58 **Date:** 12.07.2009 **Spectators:** 500  
**City:** Nakhonratchasima  
**Hall:** Chalermphrakiat Gym.  
**Match duration:** **Start:** 15:20 **End:** 17:50 **Total:** 2:30

Teams	Sets	1	2	3	4	5	Total
SVK	2	23	25	24	25	13	110
CHN	3	25	21	26	19	15	106
<b>Set duration</b>		0:25	0:26	0:28	0:24	0:16	1:59




## CHN • China



**Set**

Avg. by set

Rk	No	Name	Running Sets	Faults	Still Sets	Total Attempts	Note
1	5	Yao Di	34	-	80	114	6.80
2	7	Wang Yang	1	-	2	3	0.20
2	10	Cheng Long	1	1	19	21	0.20
-	1	Huang Liuyan	-	-	4	4	
-	2	Liu Mingjuan	-	-	-	-	
-	4	Liu Peiyi	-	-	-	-	
-	6	Duan Fang	-	-	-	-	
-	8	Zhang Xiaoya	-	-	4	4	
-	9	Ye Qi	-	-	2	2	
-	11	Wang Wei	-	-	6	6	
-	13	Wang Ying	-	-	1	1	
-	14	Yang Fangxu	-	-	1	1	
<b>Others</b>			-	-	-	-	
<b>Total Team</b>			36	1	119	156	7.20



**Reception**

Eff. %  
Limit: 25.00%

Rk	No	Name	Excellents	Faults	Serve Receptions	Total Attempts	Note
1	1	Huang Liuyan	10	3	28	41	17.07
2	7	Wang Yang	8	6	23	37	5.41
-	13	Wang Ying	3	2	6	11	
-	11	Wang Wei	1	1	8	10	
-	2	Liu Mingjuan	-	-	-	-	
-	4	Liu Peiyi	-	-	-	-	
-	5	Yao Di	-	-	-	-	
-	6	Duan Fang	-	-	-	-	
-	8	Zhang Xiaoya	-	-	-	-	
-	9	Ye Qi	-	-	-	-	
-	14	Yang Fangxu	-	-	-	-	
-	10	Cheng Long	-	1	2	3	
<b>Others</b>			-	-	-	-	
<b>Total Team</b>			22	13	67	102	8.82

