



# P-3 VOLLEYBALL • Match players ranking

2009 FIVB Girls' Youth World Championship  
Classification Places 13-16




**Match:** 53 **Date:** 11.07.2009 **Spectators:** 250  
**City:** Nakhonratchasima  
**Hall:** Chalermphrakiat Gym.  
**Match duration:** **Start:** 10:30 **End:** 11:41 **Total:** 1:11

Teams	Sets	1	2	3	4	5	Total
<b>SVK</b>	<b>3</b>	25	25	25			75
<b>EGY</b>	<b>0</b>	8	23	17			48
<b>Set duration</b>		0:16	0:26	0:23			1:05




## SVK • Slovakia



**Spike**

Succ. %  
Limit: 15.00%

Rk	No	Name	Spikes	Faults	Shots	Total Attempts	Note
1	12	RADOSOVA Nikola	8	2	9	19	42.11
2	5	PALGUTOVA Karin	8	-	12	20	40.00
3	1	ABRHAMOVA Michaela	5	4	7	16	31.25
4	4	DROBNAKOVA Dominika	4	4	9	17	23.53
-	13	KRISKOVA Romana	3	-	11	14	
-	10	KOSOVA Simona	4	1	8	13	
-	2	LUKACOVA Simona	3	1	2	6	
-	8	SMATANIKOVA Jaroslava	-	-	1	1	
-	6	KUBALIAKOVA Radka	-	-	-	-	
-	7	CRKONOVA Tatiana	-	-	-	-	
-	11	HERELOVA Nina	-	-	-	-	
-	15	NIKMONOVA Lucia	-	-	-	-	
<b>Others</b>			-	-	-	-	
<b>Total Team</b>			35	12	59	106	33.02



**Block**

Avg. by set

Rk	No	Name	Kill Blocks	Faults	Rebounds	Total Attempts	Note
1	2	LUKACOVA Simona	3	-	2	5	1.00
1	5	PALGUTOVA Karin	3	-	2	5	1.00
1	1	ABRHAMOVA Michaela	3	1	6	10	1.00
4	13	KRISKOVA Romana	2	2	5	9	0.67
5	12	RADOSOVA Nikola	1	-	1	2	0.33
5	10	KOSOVA Simona	1	1	10	12	0.33
-	4	DROBNAKOVA Dominika	-	-	2	2	
-	6	KUBALIAKOVA Radka	-	-	-	-	
-	7	CRKONOVA Tatiana	-	-	-	-	
-	8	SMATANIKOVA Jaroslava	-	-	-	-	
-	11	HERELOVA Nina	-	-	-	-	
-	15	NIKMONOVA Lucia	-	-	-	-	
<b>Others</b>			-	-	-	-	
<b>Total Team</b>			13	4	28	45	4.33





# P-3 VOLLEYBALL • Match players ranking

2009 FIVB Girls' Youth World Championship  
Classification Places 13-16




**Match:** 53 **Date:** 11.07.2009 **Spectators:** 250  
**City:** Nakhonratchasima  
**Hall:** Chalermphrakiat Gym.  
**Match duration:** **Start:** 10:30 **End:** 11:41 **Total:** 1:11

Teams	Sets	1	2	3	4	5	Total
<b>SVK</b>	<b>3</b>	25	25	25			75
<b>EGY</b>	<b>0</b>	8	23	17			48
<b>Set duration</b>		0:16	0:26	0:23			1:05



## SVK • Slovakia




**Serve**

Avg. by set

Rk	No	Name	Aces	Faults	Serve Hits	Total Attempts	Note
1	1	ABRHAMOVA Michaela	4	-	8	12	1.33
1	2	LUKACOVA Simona	4	2	8	14	1.33
3	10	KOSOVA Simona	3	-	11	14	1.00
3	13	KRISKOVA Romana	3	1	10	14	1.00
-	4	DROBNAKOVA Dominika	-	-	10	10	
-	6	KUBALIAKOVA Radka	-	-	-	-	
-	7	CRKONOVA Tatiana	-	-	-	-	
-	11	HERELOVA Nina	-	-	-	-	
-	12	RADOSOVA Nikola	-	-	2	2	
-	15	NIKMONOVA Lucia	-	-	-	-	
-	5	PALGUTOVA Karin	-	3	4	7	
-	8	SMATANIKOVA Jaroslava	-	1	-	1	
<b>Others</b>			-	-	-	-	
<b>Total Team</b>			14	7	53	74	4.67

### Team

Opponent errors & Team faults	13	-		13	
-------------------------------	----	---	--	----	--



**Dig**

Avg. by set

Rk	No	Name	Digs	Faults	Receptions	Total Attempts	Note
1	15	NIKMONOVA Lucia	5	2	8	15	1.67
2	10	KOSOVA Simona	3	2	5	10	1.00
3	2	LUKACOVA Simona	2	1	5	8	0.67
3	13	KRISKOVA Romana	2	2	9	13	0.67
3	5	PALGUTOVA Karin	2	6	8	16	0.67
6	1	ABRHAMOVA Michaela	1	-	9	10	0.33
6	12	RADOSOVA Nikola	1	2	4	7	0.33
-	6	KUBALIAKOVA Radka	-	-	-	-	
-	7	CRKONOVA Tatiana	-	-	-	-	
-	8	SMATANIKOVA Jaroslava	-	-	-	-	
-	11	HERELOVA Nina	-	-	-	-	
-	4	DROBNAKOVA Dominika	-	3	3	6	
<b>Others</b>			-	-	-	-	
<b>Total Team</b>			16	18	51	85	5.33





# P-3 VOLLEYBALL • Match players ranking

2009 FIVB Girls' Youth World Championship  
Classification Places 13-16



**Match:** 53 **Date:** 11.07.2009 **Spectators:** 250  
**City:** Nakhonratchasima  
**Hall:** Chalermphrakiat Gym.  
**Match duration:** **Start:** 10:30 **End:** 11:41 **Total:** 1:11

Teams	Sets	1	2	3	4	5	Total
<b>SVK</b>	<b>3</b>	25	25	25			<b>75</b>
<b>EGY</b>	<b>0</b>	8	23	17			<b>48</b>
<b>Set duration</b>		0:16	0:26	0:23			1:05



## SVK • Slovakia



**Set**

Avg. by set

Rk	No	Name	Running Sets	Faults	Still Sets	Total Attempts	Note
1	2	LUKACOVA Simona	40	2	41	83	13.33
2	1	ABRHAMOVA Michaela	1	-	2	3	0.33
2	4	DROBNAKOVA Dominika	1	-	2	3	0.33
2	8	SMATANIKOVA Jaroslava	1	-	3	4	0.33
-	5	PALGUTOVA Karin	-	-	1	1	
-	6	KUBALIAKOVA Radka	-	-	-	-	
-	7	CRKONOVA Tatiana	-	-	-	-	
-	10	KOSOVA Simona	-	-	2	2	
-	11	HERELOVA Nina	-	-	-	-	
-	12	RADOSOVA Nikola	-	-	-	-	
-	13	KRISKOVA Romana	-	-	3	3	
-	15	NIKMONOVA Lucia	-	1	-	1	
<b>Others</b>			-	-	-	-	
<b>Total Team</b>			43	3	54	100	14.33



**Reception**

Eff. %  
Limit: 25.00%

Rk	No	Name	Excellents	Faults	Serve Receptions	Total Attempts	Note
1	5	PALGUTOVA Karin	8	1	8	17	41.18
-	15	NIKMONOVA Lucia	6	-	4	10	
-	4	DROBNAKOVA Dominika	2	1	6	9	
-	10	KOSOVA Simona	1	-	4	5	
-	1	ABRHAMOVA Michaela	2	-	-	2	
-	12	RADOSOVA Nikola	1	1	-	2	
-	6	KUBALIAKOVA Radka	-	-	-	-	
-	7	CRKONOVA Tatiana	-	-	-	-	
-	8	SMATANIKOVA Jaroslava	-	-	-	-	
-	11	HERELOVA Nina	-	-	-	-	
-	13	KRISKOVA Romana	-	-	-	-	
-	2	LUKACOVA Simona	-	1	-	1	
<b>Others</b>			-	-	-	-	
<b>Total Team</b>			20	4	22	46	34.78





# P-3 VOLLEYBALL • Match players ranking

2009 FIVB Girls' Youth World Championship  
Classification Places 13-16




**Match:** 53 **Date:** 11.07.2009 **Spectators:** 250  
**City:** Nakhonratchasima  
**Hall:** Chalermphrakiat Gym.  
**Match duration:** **Start:** 10:30 **End:** 11:41 **Total:** 1:11

Teams	Sets	1	2	3	4	5	Total
<b>SVK</b>	<b>3</b>	25	25	25			75
<b>EGY</b>	<b>0</b>	8	23	17			48
<b>Set duration</b>		0:16	0:26	0:23			1:05




## EGY • Egypt



**Spike**

Succ. %  
Limit: 15.00%

Rk	No	Name	Spikes	Faults	Shots	Total Attempts	Note
1	12	Hussein Yasmin	11	4	30	45	24.44
2	17	Radwan Randa	6	4	22	32	18.75
3	16	Ahmed Farah	4	3	16	23	17.39
-	11	Shafei Farah	-	2	7	9	
-	14	El Askalany Farida	1	-	5	6	
-	7	Amer Walaa	-	-	1	1	
-	8	Ahmed Nehal	-	-	1	1	
-	1	Meawad Hadil	-	-	-	-	
-	3	Amer Shorouk	-	-	-	-	
-	4	Abdellah Aya	-	-	-	-	
-	9	Mahmoud Shorouk	-	-	-	-	
-	13	Fahmy Mennatalla	-	-	-	-	
<b>Others</b>			-	-	-	-	
<b>Total Team</b>			22	13	82	117	18.80



**Block**

Avg. by set

Rk	No	Name	Kill Blocks	Faults	Rebounds	Total Attempts	Note
1	11	Shafei Farah	1	-	2	3	0.33
1	14	El Askalany Farida	1	1	12	14	0.33
1	16	Ahmed Farah	1	2	4	7	0.33
-	1	Meawad Hadil	-	-	-	-	
-	3	Amer Shorouk	-	-	-	-	
-	4	Abdellah Aya	-	-	-	-	
-	8	Ahmed Nehal	-	-	-	-	
-	9	Mahmoud Shorouk	-	-	-	-	
-	13	Fahmy Mennatalla	-	-	-	-	
-	17	Radwan Randa	-	-	1	1	
-	12	Hussein Yasmin	-	1	3	4	
-	7	Amer Walaa	-	2	-	2	
<b>Others</b>			-	-	-	-	
<b>Total Team</b>			3	6	22	31	1.00





# P-3 VOLLEYBALL • Match players ranking

2009 FIVB Girls' Youth World Championship  
Classification Places 13-16




**Match:** 53 **Date:** 11.07.2009 **Spectators:** 250  
**City:** Nakhonratchasima  
**Hall:** Chalermphrakiat Gym.  
**Match duration:** **Start:** 10:30 **End:** 11:41 **Total:** 1:11

Teams	Sets	1	2	3	4	5	Total
<b>SVK</b>	<b>3</b>	25	25	25			75
<b>EGY</b>	<b>0</b>	8	23	17			48
<b>Set duration</b>		0:16	0:26	0:23			1:05



## EGY • Egypt




**Serve**

Avg. by set

Rk	No	Name	Aces	Faults	Serve Hits	Total Attempts	Note
1	17	Radwan Randa	2	-	10	12	0.67
2	16	Ahmed Farah	1	-	6	7	0.33
2	7	Amer Walaa	1	1	6	8	0.33
-	1	Meawad Hadil	-	-	-	-	
-	3	Amer Shorouk	-	-	-	-	
-	4	Abdellah Aya	-	-	-	-	
-	8	Ahmed Nehal	-	-	-	-	
-	9	Mahmoud Shorouk	-	-	-	-	
-	12	Hussein Yasmin	-	-	5	5	
-	13	Fahmy Mennatalla	-	-	-	-	
-	11	Shafei Farah	-	1	10	11	
-	14	El Askalany Farida	-	1	5	6	
<b>Others</b>			-	-	-	-	
<b>Total Team</b>			4	3	42	49	1.33

**Team**

Opponent errors & Team faults	19	-		19	
-------------------------------	----	---	--	----	--



**Dig**

Avg. by set

Rk	No	Name	Digs	Faults	Receptions	Total Attempts	Note
1	8	Ahmed Nehal	6	7	7	20	2.00
1	12	Hussein Yasmin	6	15	6	27	2.00
3	11	Shafei Farah	3	4	8	15	1.00
4	16	Ahmed Farah	1	3	9	13	0.33
4	17	Radwan Randa	1	6	7	14	0.33
-	1	Meawad Hadil	-	-	-	-	
-	3	Amer Shorouk	-	-	-	-	
-	4	Abdellah Aya	-	-	-	-	
-	9	Mahmoud Shorouk	-	-	-	-	
-	13	Fahmy Mennatalla	-	-	-	-	
-	14	El Askalany Farida	-	2	5	7	
-	7	Amer Walaa	-	2	3	5	
<b>Others</b>			-	-	-	-	
<b>Total Team</b>			17	39	45	101	5.67





# P-3 VOLLEYBALL • Match players ranking

2009 FIVB Girls' Youth World Championship  
Classification Places 13-16



**Match:** 53 **Date:** 11.07.2009 **Spectators:** 250  
**City:** Nakhonratchasima  
**Hall:** Chalermphrakiat Gym.  
**Match duration:** **Start:** 10:30 **End:** 11:41 **Total:** 1:11

Teams	Sets	1	2	3	4	5	Total
SVK	3	25	25	25			75
EGY	0	8	23	17			48
<b>Set duration</b>		0:16	0:26	0:23			1:05



## EGY • Egypt



**Set**

Avg. by set

Rk	No	Name	Running Sets	Faults	Still Sets	Total Attempts	Note
1	11	Shafei Farah	18	-	58	76	6.00
-	1	Meawad Hadil	-	-	-	-	
-	3	Amer Shorouk	-	-	-	-	
-	4	Abdellah Aya	-	-	-	-	
-	7	Amer Walaa	-	-	1	1	
-	8	Ahmed Nehal	-	-	5	5	
-	9	Mahmoud Shorouk	-	-	-	-	
-	12	Hussein Yasmin	-	-	3	3	
-	13	Fahmy Mennatalla	-	-	-	-	
-	14	El Askalany Farida	-	-	6	6	
-	16	Ahmed Farah	-	-	5	5	
-	17	Radwan Randa	-	-	3	3	
<b>Others</b>			-	-	-	-	
<b>Total Team</b>			18	-	81	99	6.00



**Reception**

Eff. %  
Limit: 25.00%

Rk	No	Name	Excellents	Faults	Serve Receptions	Total Attempts	Note
1	8	Ahmed Nehal	6	1	10	17	29.41
-	3	Amer Shorouk	-	-	1	1	
-	1	Meawad Hadil	-	-	-	-	
-	4	Abdellah Aya	-	-	-	-	
-	7	Amer Walaa	-	-	-	-	
-	9	Mahmoud Shorouk	-	-	-	-	
-	11	Shafei Farah	-	-	-	-	
-	13	Fahmy Mennatalla	-	-	-	-	
-	14	El Askalany Farida	-	-	-	-	
-	17	Radwan Randa	2	5	15	22	
-	12	Hussein Yasmin	3	7	16	26	
-	16	Ahmed Farah	-	1	-	1	
<b>Others</b>			-	-	-	-	
<b>Total Team</b>			11	14	42	67	

