




# P-3 VOLLEYBALL • Match players ranking

2009 FIVB Girls' Youth World Championship  
Pool H - Round 2 / Places 9-16




**Match:** 46 **Date:** 09.07.2009 **Spectators:** 1'150  
**City:** Nakhonratchasima  
**Hall:** Chalermphrakiat Stadium  
**Match duration:** **Start:** 12:30 **End:** 14:07 **Total:** 1:37

| Teams               | Sets     | 1    | 2    | 3    | 4    | 5 | Total |
|---------------------|----------|------|------|------|------|---|-------|
| <b>CHN</b>          | <b>1</b> | 21   | 25   | 23   | 20   |   | 89    |
| <b>MEX</b>          | <b>3</b> | 25   | 17   | 25   | 25   |   | 92    |
| <b>Set duration</b> |          | 0:20 | 0:22 | 0:23 | 0:23 |   | 1:28  |




## CHN • China



**Spike**

Succ. %  
Limit: 15.00%

| Rk                | No | Name         | Spikes | Faults | Shots | Total Attempts | Note  |
|-------------------|----|--------------|--------|--------|-------|----------------|-------|
| 1                 | 11 | Wang Wei     | 22     | 3      | 15    | 40             | 55.00 |
| 2                 | 8  | Zhang Xiaoya | 15     | -      | 15    | 30             | 50.00 |
| 3                 | 7  | Wang Yang    | 8      | 1      | 12    | 21             | 38.10 |
| -                 | 6  | Duan Fang    | 6      | 2      | 10    | 18             |       |
| -                 | 5  | Yao Di       | 2      | -      | 9     | 11             |       |
| -                 | 10 | Cheng Long   | -      | 2      | 3     | 5              |       |
| -                 | 9  | Ye Qi        | -      | -      | 2     | 2              |       |
| -                 | 14 | Yang Fangxu  | -      | -      | 2     | 2              |       |
| -                 | 1  | Huang Liuyan | -      | -      | -     | -              |       |
| -                 | 2  | Liu Mingjuan | -      | -      | -     | -              |       |
| -                 | 4  | Liu Peiyi    | -      | -      | -     | -              |       |
| -                 | 13 | Wang Ying    | -      | -      | -     | -              |       |
| <b>Others</b>     |    |              | -      | -      | -     | -              |       |
| <b>Total Team</b> |    |              | 53     | 8      | 68    | 129            | 41.09 |



**Block**

Avg. by set

| Rk                | No | Name         | Kill Blocks | Faults | Rebounds | Total Attempts | Note |
|-------------------|----|--------------|-------------|--------|----------|----------------|------|
| 1                 | 8  | Zhang Xiaoya | 3           | 1      | 8        | 12             | 0.75 |
| 2                 | 5  | Yao Di       | 1           | 1      | 2        | 4              | 0.25 |
| 2                 | 7  | Wang Yang    | 1           | 3      | 8        | 12             | 0.25 |
| 2                 | 6  | Duan Fang    | 1           | 3      | 2        | 6              | 0.25 |
| -                 | 1  | Huang Liuyan | -           | -      | -        | -              |      |
| -                 | 2  | Liu Mingjuan | -           | -      | -        | -              |      |
| -                 | 4  | Liu Peiyi    | -           | -      | -        | -              |      |
| -                 | 9  | Ye Qi        | -           | -      | 1        | 1              |      |
| -                 | 13 | Wang Ying    | -           | -      | -        | -              |      |
| -                 | 14 | Yang Fangxu  | -           | -      | -        | -              |      |
| -                 | 10 | Cheng Long   | -           | 3      | 6        | 9              |      |
| -                 | 11 | Wang Wei     | -           | 1      | 2        | 3              |      |
| <b>Others</b>     |    |              | -           | -      | -        | -              |      |
| <b>Total Team</b> |    |              | 6           | 12     | 29       | 47             | 1.50 |






# P-3 VOLLEYBALL • Match players ranking

2009 FIVB Girls' Youth World Championship  
Pool H - Round 2 / Places 9-16




**Match:** 46 **Date:** 09.07.2009 **Spectators:** 1'150  
**City:** Nakhonratchasima  
**Hall:** Chalermphrakiat Stadium  
**Match duration:** **Start:** 12:30 **End:** 14:07 **Total:** 1:37

| Teams               | Sets     | 1    | 2    | 3    | 4    | 5 | Total |
|---------------------|----------|------|------|------|------|---|-------|
| <b>CHN</b>          | <b>1</b> | 21   | 25   | 23   | 20   |   | 89    |
| <b>MEX</b>          | <b>3</b> | 25   | 17   | 25   | 25   |   | 92    |
| <b>Set duration</b> |          | 0:20 | 0:22 | 0:23 | 0:23 |   | 1:28  |



## CHN • China




**Serve**

Avg. by set

| Rk                | No | Name         | Aces | Faults | Serve Hits | Total Attempts | Note |
|-------------------|----|--------------|------|--------|------------|----------------|------|
| 1                 | 5  | Yao Di       | 3    | -      | 18         | 21             | 0.75 |
| 2                 | 10 | Cheng Long   | 2    | 2      | 9          | 13             | 0.50 |
| 3                 | 11 | Wang Wei     | 1    | -      | 16         | 17             | 0.25 |
| 3                 | 6  | Duan Fang    | 1    | 1      | 11         | 13             | 0.25 |
| -                 | 1  | Huang Liuyan | -    | -      | -          | -              |      |
| -                 | 2  | Liu Mingjuan | -    | -      | -          | -              |      |
| -                 | 4  | Liu Peiyi    | -    | -      | -          | -              |      |
| -                 | 7  | Wang Yang    | -    | -      | 9          | 9              |      |
| -                 | 9  | Ye Qi        | -    | -      | -          | -              |      |
| -                 | 13 | Wang Ying    | -    | -      | -          | -              |      |
| -                 | 14 | Yang Fangxu  | -    | -      | 1          | 1              |      |
| -                 | 8  | Zhang Xiaoya | -    | 4      | 12         | 16             |      |
| <b>Others</b>     |    |              | -    | -      | -          | -              |      |
| <b>Total Team</b> |    |              | 7    | 7      | 76         | 90             | 1.75 |

### Team

|                               |    |   |  |    |  |
|-------------------------------|----|---|--|----|--|
| Opponent errors & Team faults | 23 | - |  | 23 |  |
|-------------------------------|----|---|--|----|--|



**Dig**

Avg. by set

| Rk                | No | Name         | Digs | Faults | Receptions | Total Attempts | Note |
|-------------------|----|--------------|------|--------|------------|----------------|------|
| 1                 | 1  | Huang Liuyan | 15   | 12     | 6          | 33             | 3.75 |
| 2                 | 5  | Yao Di       | 8    | 10     | 3          | 21             | 2.00 |
| 3                 | 7  | Wang Yang    | 3    | 8      | 5          | 16             | 0.75 |
| 4                 | 13 | Wang Ying    | 2    | -      | -          | 2              | 0.50 |
| 4                 | 10 | Cheng Long   | 2    | 9      | 8          | 19             | 0.50 |
| 6                 | 11 | Wang Wei     | 1    | 3      | 4          | 8              | 0.25 |
| -                 | 2  | Liu Mingjuan | -    | -      | -          | -              |      |
| -                 | 4  | Liu Peiyi    | -    | -      | -          | -              |      |
| -                 | 9  | Ye Qi        | -    | -      | -          | -              |      |
| -                 | 8  | Zhang Xiaoya | -    | 1      | 1          | 2              |      |
| -                 | 6  | Duan Fang    | -    | 6      | 3          | 9              |      |
| -                 | 14 | Yang Fangxu  | -    | 4      | -          | 4              |      |
| <b>Others</b>     |    |              | -    | -      | -          | -              |      |
| <b>Total Team</b> |    |              | 31   | 53     | 30         | 114            | 7.75 |






# P-3 VOLLEYBALL • Match players ranking

2009 FIVB Girls' Youth World Championship  
Pool H - Round 2 / Places 9-16



**Match:** 46 **Date:** 09.07.2009 **Spectators:** 1'150  
**City:** Nakhonratchasima  
**Hall:** Chalermphrakiat Stadium  
**Match duration:** **Start:** 12:30 **End:** 14:07 **Total:** 1:37

| Teams               | Sets     | 1    | 2    | 3    | 4    | 5 | Total |
|---------------------|----------|------|------|------|------|---|-------|
| <b>CHN</b>          | <b>1</b> | 21   | 25   | 23   | 20   |   | 89    |
| <b>MEX</b>          | <b>3</b> | 25   | 17   | 25   | 25   |   | 92    |
| <b>Set duration</b> |          | 0:20 | 0:22 | 0:23 | 0:23 |   | 1:28  |



## CHN • China



**Set**

Avg. by set

| Rk                | No | Name         | Running Sets | Faults | Still Sets | Total Attempts | Note  |
|-------------------|----|--------------|--------------|--------|------------|----------------|-------|
| 1                 | 5  | Yao Di       | 45           | -      | 35         | 80             | 11.25 |
| 2                 | 10 | Cheng Long   | 1            | -      | 13         | 14             | 0.25  |
| -                 | 1  | Huang Liuyan | -            | -      | 2          | 2              |       |
| -                 | 2  | Liu Mingjuan | -            | -      | -          | -              |       |
| -                 | 4  | Liu Peiyi    | -            | -      | -          | -              |       |
| -                 | 6  | Duan Fang    | -            | -      | -          | -              |       |
| -                 | 7  | Wang Yang    | -            | -      | 5          | 5              |       |
| -                 | 8  | Zhang Xiaoya | -            | -      | 2          | 2              |       |
| -                 | 9  | Ye Qi        | -            | -      | -          | -              |       |
| -                 | 11 | Wang Wei     | -            | -      | 1          | 1              |       |
| -                 | 13 | Wang Ying    | -            | -      | 1          | 1              |       |
| -                 | 14 | Yang Fangxu  | -            | -      | 2          | 2              |       |
| <b>Others</b>     |    |              | -            | -      | -          | -              |       |
| <b>Total Team</b> |    |              | 46           | -      | 61         | 107            | 11.50 |



**Reception**

Eff. %  
Limit: 25.00%

| Rk                | No | Name         | Excellents | Faults | Serve Receptions | Total Attempts | Note  |
|-------------------|----|--------------|------------|--------|------------------|----------------|-------|
| 1                 | 1  | Huang Liuyan | 12         | 2      | 10               | 24             | 41.67 |
| 2                 | 7  | Wang Yang    | 7          | 2      | 12               | 21             | 23.81 |
| -                 | 11 | Wang Wei     | 6          | 2      | 7                | 15             |       |
| -                 | 13 | Wang Ying    | 4          | 3      | 4                | 11             |       |
| -                 | 8  | Zhang Xiaoya | -          | -      | 1                | 1              |       |
| -                 | 10 | Cheng Long   | -          | -      | 1                | 1              |       |
| -                 | 2  | Liu Mingjuan | -          | -      | -                | -              |       |
| -                 | 4  | Liu Peiyi    | -          | -      | -                | -              |       |
| -                 | 5  | Yao Di       | -          | -      | -                | -              |       |
| -                 | 9  | Ye Qi        | -          | -      | -                | -              |       |
| -                 | 14 | Yang Fangxu  | -          | -      | -                | -              |       |
| -                 | 6  | Duan Fang    | -          | 3      | 4                | 7              |       |
| <b>Others</b>     |    |              | -          | -      | -                | -              |       |
| <b>Total Team</b> |    |              | 29         | 12     | 39               | 80             | 21.25 |





# P-3 VOLLEYBALL • Match players ranking

2009 FIVB Girls' Youth World Championship  
Pool H - Round 2 / Places 9-16




**Match:** 46 **Date:** 09.07.2009 **Spectators:** 1'150  
**City:** Nakhonratchasima  
**Hall:** Chalermphrakiat Stadium  
**Match duration:** **Start:** 12:30 **End:** 14:07 **Total:** 1:37

| Teams               | Sets     | 1    | 2    | 3    | 4    | 5 | Total |
|---------------------|----------|------|------|------|------|---|-------|
| <b>CHN</b>          | <b>1</b> | 21   | 25   | 23   | 20   |   | 89    |
| <b>MEX</b>          | <b>3</b> | 25   | 17   | 25   | 25   |   | 92    |
| <b>Set duration</b> |          | 0:20 | 0:22 | 0:23 | 0:23 |   | 1:28  |




## MEX • Mexico



**Spike**

Succ. %  
Limit: 15.00%

| Rk                | No | Name              | Spikes | Faults | Shots | Total Attempts | Note  |
|-------------------|----|-------------------|--------|--------|-------|----------------|-------|
| 1                 | 14 | RIOS CECILIA      | 9      | 3      | 9     | 21             | 42.86 |
| 2                 | 5  | RANGEL ANDREA     | 10     | 1      | 15    | 26             | 38.46 |
| 3                 | 6  | BRICIO SAMANTHA   | 10     | 4      | 24    | 38             | 26.32 |
| -                 | 8  | HERRERA XITLALI   | 12     | 1      | 4     | 17             |       |
| -                 | 1  | SAINZ KARLA       | 5      | 3      | 6     | 14             |       |
| -                 | 7  | PERALES ALEJANDRA | 1      | 3      | 9     | 13             |       |
| -                 | 10 | SANCHEZ LORENA    | 1      | -      | 3     | 4              |       |
| -                 | 2  | GAYTAN ITZEL      | -      | -      | -     | -              |       |
| -                 | 9  | CASTRO ALICIA     | -      | -      | -     | -              |       |
| -                 | 13 | MENDOZA FERNANDA  | -      | -      | -     | -              |       |
| -                 | 16 | RIOS VIOLETA      | -      | -      | -     | -              |       |
| -                 | 18 | AGUILERA ANDREA   | -      | -      | -     | -              |       |
| <b>Others</b>     |    |                   | -      | -      | -     | -              |       |
| <b>Total Team</b> |    |                   | 48     | 15     | 70    | 133            | 36.09 |



**Block**

Avg. by set

| Rk                | No | Name              | Kill Blocks | Faults | Rebounds | Total Attempts | Note |
|-------------------|----|-------------------|-------------|--------|----------|----------------|------|
| 1                 | 1  | SAINZ KARLA       | 9           | 6      | 8        | 23             | 2.25 |
| 2                 | 6  | BRICIO SAMANTHA   | 4           | 1      | 2        | 7              | 1.00 |
| 3                 | 5  | RANGEL ANDREA     | 2           | 2      | 3        | 7              | 0.50 |
| 4                 | 18 | AGUILERA ANDREA   | 1           | -      | 1        | 2              | 0.25 |
| 4                 | 8  | HERRERA XITLALI   | 1           | 2      | 7        | 10             | 0.25 |
| -                 | 2  | GAYTAN ITZEL      | -           | -      | -        | -              |      |
| -                 | 9  | CASTRO ALICIA     | -           | -      | -        | -              |      |
| -                 | 10 | SANCHEZ LORENA    | -           | -      | -        | -              |      |
| -                 | 13 | MENDOZA FERNANDA  | -           | -      | -        | -              |      |
| -                 | 16 | RIOS VIOLETA      | -           | -      | -        | -              |      |
| -                 | 14 | RIOS CECILIA      | -           | 1      | 2        | 3              |      |
| -                 | 7  | PERALES ALEJANDRA | -           | 5      | 2        | 7              |      |
| <b>Others</b>     |    |                   | -           | -      | -        | -              |      |
| <b>Total Team</b> |    |                   | 17          | 17     | 25       | 59             | 4.25 |





# P-3 VOLLEYBALL • Match players ranking

2009 FIVB Girls' Youth World Championship  
Pool H - Round 2 / Places 9-16




**Match:** 46 **Date:** 09.07.2009 **Spectators:** 1'150  
**City:** Nakhonratchasima  
**Hall:** Chalermphrakiat Stadium  
**Match duration:** **Start:** 12:30 **End:** 14:07 **Total:** 1:37

| Teams        | Sets | 1    | 2    | 3    | 4    | 5 | Total |
|--------------|------|------|------|------|------|---|-------|
| CHN          | 1    | 21   | 25   | 23   | 20   |   | 89    |
| MEX          | 3    | 25   | 17   | 25   | 25   |   | 92    |
| Set duration |      | 0:20 | 0:22 | 0:23 | 0:23 |   | 1:28  |



## MEX • Mexico




**Serve**

Avg. by set

| Rk                | No | Name              | Aces | Faults | Serve Hits | Total Attempts | Note |
|-------------------|----|-------------------|------|--------|------------|----------------|------|
| 1                 | 14 | RIOS CECILIA      | 3    | -      | 10         | 13             | 0.75 |
| 1                 | 6  | BRICIO SAMANTHA   | 3    | 3      | 10         | 16             | 0.75 |
| 3                 | 8  | HERRERA XITLALI   | 2    | -      | 12         | 14             | 0.50 |
| 3                 | 1  | SAINZ KARLA       | 2    | 4      | 4          | 10             | 0.50 |
| 5                 | 16 | RIOS VIOLETA      | 1    | -      | 6          | 7              | 0.25 |
| -                 | 2  | GAYTAN ITZEL      | -    | -      | -          | -              |      |
| -                 | 9  | CASTRO ALICIA     | -    | -      | -          | -              |      |
| -                 | 10 | SANCHEZ LORENA    | -    | -      | 3          | 3              |      |
| -                 | 13 | MENDOZA FERNANDA  | -    | -      | -          | -              |      |
| -                 | 7  | PERALES ALEJANDRA | -    | 1      | 13         | 14             |      |
| -                 | 5  | RANGEL ANDREA     | -    | 2      | 11         | 13             |      |
| -                 | 18 | AGUILERA ANDREA   | -    | 1      | -          | 1              |      |
| <b>Others</b>     |    |                   | -    | -      | -          | -              |      |
| <b>Total Team</b> |    |                   | 11   | 11     | 69         | 91             | 2.75 |

**Team**

|                               |    |   |  |    |  |
|-------------------------------|----|---|--|----|--|
| Opponent errors & Team faults | 16 | - |  | 16 |  |
|-------------------------------|----|---|--|----|--|



**Dig**

Avg. by set

| Rk                | No | Name              | Digs | Faults | Receptions | Total Attempts | Note |
|-------------------|----|-------------------|------|--------|------------|----------------|------|
| 1                 | 2  | GAYTAN ITZEL      | 6    | 9      | 14         | 29             | 1.50 |
| 2                 | 5  | RANGEL ANDREA     | 2    | 5      | 6          | 13             | 0.50 |
| 2                 | 7  | PERALES ALEJANDRA | 2    | 5      | 3          | 10             | 0.50 |
| 4                 | 6  | BRICIO SAMANTHA   | 1    | 5      | 8          | 14             | 0.25 |
| 4                 | 8  | HERRERA XITLALI   | 1    | 2      | 1          | 4              | 0.25 |
| -                 | 9  | CASTRO ALICIA     | -    | -      | -          | -              |      |
| -                 | 10 | SANCHEZ LORENA    | -    | -      | -          | -              |      |
| -                 | 13 | MENDOZA FERNANDA  | -    | -      | -          | -              |      |
| -                 | 18 | AGUILERA ANDREA   | -    | -      | -          | -              |      |
| -                 | 1  | SAINZ KARLA       | -    | 1      | 4          | 5              |      |
| -                 | 16 | RIOS VIOLETA      | -    | 1      | 1          | 2              |      |
| -                 | 14 | RIOS CECILIA      | -    | 11     | 8          | 19             |      |
| <b>Others</b>     |    |                   | -    | -      | -          | -              |      |
| <b>Total Team</b> |    |                   | 12   | 39     | 45         | 96             | 3.00 |





# P-3 VOLLEYBALL • Match players ranking

2009 FIVB Girls' Youth World Championship  
Pool H - Round 2 / Places 9-16



**Match:** 46 **Date:** 09.07.2009 **Spectators:** 1'150  
**City:** Nakhonratchasima  
**Hall:** Chalermphrakiat Stadium  
**Match duration:** **Start:** 12:30 **End:** 14:07 **Total:** 1:37

| Teams               | Sets     | 1    | 2    | 3    | 4    | 5 | Total |
|---------------------|----------|------|------|------|------|---|-------|
| <b>CHN</b>          | <b>1</b> | 21   | 25   | 23   | 20   |   | 89    |
| <b>MEX</b>          | <b>3</b> | 25   | 17   | 25   | 25   |   | 92    |
| <b>Set duration</b> |          | 0:20 | 0:22 | 0:23 | 0:23 |   | 1:28  |



## MEX • Mexico



**Set**

Avg. by set

| Rk                | No | Name              | Running Sets | Faults | Still Sets | Total Attempts | Note  |
|-------------------|----|-------------------|--------------|--------|------------|----------------|-------|
| 1                 | 7  | PERALES ALEJANDRA | 40           | -      | 58         | 98             | 10.00 |
| -                 | 1  | SAINZ KARLA       | -            | -      | 3          | 3              |       |
| -                 | 2  | GAYTAN ITZEL      | -            | -      | 2          | 2              |       |
| -                 | 5  | RANGEL ANDREA     | -            | -      | 5          | 5              |       |
| -                 | 6  | BRICIO SAMANTHA   | -            | -      | 1          | 1              |       |
| -                 | 8  | HERRERA XITLALI   | -            | -      | 3          | 3              |       |
| -                 | 9  | CASTRO ALICIA     | -            | -      | -          | -              |       |
| -                 | 10 | SANCHEZ LORENA    | -            | -      | 1          | 1              |       |
| -                 | 13 | MENDOZA FERNANDA  | -            | -      | -          | -              |       |
| -                 | 14 | RIOS CECILIA      | -            | -      | 4          | 4              |       |
| -                 | 16 | RIOS VIOLETA      | -            | -      | -          | -              |       |
| -                 | 18 | AGUILERA ANDREA   | -            | -      | -          | -              |       |
| <b>Others</b>     |    |                   | -            | -      | -          | -              |       |
| <b>Total Team</b> |    |                   | 40           | -      | 77         | 117            | 10.00 |



**Reception**

Eff. %  
Limit: 25.00%

| Rk                | No | Name              | Excellents | Faults | Serve Receptions | Total Attempts | Note  |
|-------------------|----|-------------------|------------|--------|------------------|----------------|-------|
| 1                 | 2  | GAYTAN ITZEL      | 10         | 4      | 35               | 49             | 12.24 |
| -                 | 6  | BRICIO SAMANTHA   | 7          | 2      | 8                | 17             |       |
| -                 | 14 | RIOS CECILIA      | 3          | 1      | 11               | 15             |       |
| -                 | 10 | SANCHEZ LORENA    | 1          | -      | 1                | 2              |       |
| -                 | 1  | SAINZ KARLA       | -          | -      | -                | -              |       |
| -                 | 5  | RANGEL ANDREA     | -          | -      | -                | -              |       |
| -                 | 7  | PERALES ALEJANDRA | -          | -      | -                | -              |       |
| -                 | 8  | HERRERA XITLALI   | -          | -      | -                | -              |       |
| -                 | 9  | CASTRO ALICIA     | -          | -      | -                | -              |       |
| -                 | 13 | MENDOZA FERNANDA  | -          | -      | -                | -              |       |
| -                 | 16 | RIOS VIOLETA      | -          | -      | -                | -              |       |
| -                 | 18 | AGUILERA ANDREA   | -          | -      | -                | -              |       |
| <b>Others</b>     |    |                   | -          | -      | -                | -              |       |
| <b>Total Team</b> |    |                   | 21         | 7      | 55               | 83             | 16.87 |

