



P-3 VOLLEYBALL • Match players ranking

2009 FIVB Girls' Youth World Championship
Pool G - Round 2 / Places 9-16




Match: 39 **Date:** 08.07.2009 **Spectators:** 950
City: Nakhonratchasima
Hall: Chalermphrakiat Stadium
Match duration: **Start:** 15:00 **End:** 16:07 **Total:** 1:07

| Teams | Sets | 1 | 2 | 3 | 4 | 5 | Total |
|---------------------|----------|------|------|------|---|---|-------|
| GER | 3 | 25 | 25 | 25 | | | 75 |
| TUN | 0 | 19 | 10 | 16 | | | 45 |
| Set duration | | 0:20 | 0:20 | 0:21 | | | 1:01 |




GER • Germany



Spike

Succ. %
Limit: 15.00%

| Rk | No | Name | Spikes | Faults | Shots | Total Attempts | Note |
|-------------------|----|----------------------|--------|--------|-------|----------------|-------|
| 1 | 6 | Fuchs Sina | 13 | - | 12 | 25 | 52.00 |
| 2 | 4 | Hoja Anna | 10 | 1 | 10 | 21 | 47.62 |
| - | 13 | Großer Tanja | 3 | 1 | 5 | 9 | |
| - | 7 | Quade Ann-Christin | 4 | - | 2 | 6 | |
| - | 8 | Schäperklaus Rebecca | 3 | 1 | 2 | 6 | |
| - | 9 | Hero Julia | 2 | - | 3 | 5 | |
| - | 2 | Mommert Corinna | 3 | 1 | 1 | 5 | |
| - | 11 | Meyerink Bianca | 3 | - | 1 | 4 | |
| - | 15 | Klemm Hannah | - | - | 4 | 4 | |
| - | 17 | Boin Anika | 1 | 2 | 1 | 4 | |
| - | 1 | Gschwendtner Lena | - | - | - | - | |
| - | 10 | Joachim Tanja | - | - | - | - | |
| Others | | | - | - | - | - | |
| Total Team | | | 42 | 6 | 41 | 89 | 47.19 |



Block

Avg. by set

| Rk | No | Name | Kill Blocks | Faults | Rebounds | Total Attempts | Note |
|-------------------|----|----------------------|-------------|--------|----------|----------------|------|
| 1 | 2 | Mommert Corinna | 4 | - | 3 | 7 | 1.33 |
| 2 | 11 | Meyerink Bianca | 2 | 1 | 2 | 5 | 0.67 |
| 2 | 6 | Fuchs Sina | 2 | 2 | 3 | 7 | 0.67 |
| 4 | 13 | Großer Tanja | 1 | 1 | 1 | 3 | 0.33 |
| - | 1 | Gschwendtner Lena | - | - | - | - | |
| - | 4 | Hoja Anna | - | - | 5 | 5 | |
| - | 8 | Schäperklaus Rebecca | - | - | 3 | 3 | |
| - | 10 | Joachim Tanja | - | - | - | - | |
| - | 17 | Boin Anika | - | - | - | - | |
| - | 9 | Hero Julia | - | 1 | 2 | 3 | |
| - | 15 | Klemm Hannah | - | 1 | 2 | 3 | |
| - | 7 | Quade Ann-Christin | - | 2 | 2 | 4 | |
| Others | | | - | - | - | - | |
| Total Team | | | 9 | 8 | 23 | 40 | 3.00 |





P-3 VOLLEYBALL • Match players ranking

2009 FIVB Girls' Youth World Championship
Pool G - Round 2 / Places 9-16



Match: 39 **Date:** 08.07.2009 **Spectators:** 950
City: Nakhonratchasima
Hall: Chalermphrakiat Stadium
Match duration: **Start:** 15:00 **End:** 16:07 **Total:** 1:07

| Teams | Sets | 1 | 2 | 3 | 4 | 5 | Total |
|---------------------|----------|------|------|------|---|---|-------|
| GER | 3 | 25 | 25 | 25 | | | 75 |
| TUN | 0 | 19 | 10 | 16 | | | 45 |
| Set duration | | 0:20 | 0:20 | 0:21 | | | 1:01 |



GER • Germany



Serve

Avg. by set

| Rk | No | Name | Aces | Faults | Serve Hits | Total Attempts | Note |
|-------------------|----|----------------------|------|--------|------------|----------------|------|
| 1 | 4 | Hoja Anna | 2 | 1 | 14 | 17 | 0.67 |
| 2 | 2 | Mommert Corinna | 1 | - | 6 | 7 | 0.33 |
| 2 | 7 | Quade Ann-Christin | 1 | - | 5 | 6 | 0.33 |
| 2 | 9 | Hero Julia | 1 | - | 9 | 10 | 0.33 |
| 2 | 6 | Fuchs Sina | 1 | 1 | 9 | 11 | 0.33 |
| 2 | 15 | Klemm Hannah | 1 | 1 | 9 | 11 | 0.33 |
| - | 1 | Gschwendtner Lena | - | - | - | - | |
| - | 8 | Schäperklaus Rebecca | - | - | 3 | 3 | |
| - | 10 | Joachim Tanja | - | - | - | - | |
| - | 17 | Boin Anika | - | - | 1 | 1 | |
| - | 11 | Meyerink Bianca | - | 1 | 4 | 5 | |
| - | 13 | Großer Tanja | - | 1 | 1 | 2 | |
| Others | | | - | - | - | - | |
| Total Team | | | 7 | 5 | 61 | 73 | 2.33 |

Team

| | | | | | |
|-------------------------------|----|---|--|----|--|
| Opponent errors & Team faults | 17 | - | | 17 | |
|-------------------------------|----|---|--|----|--|



Dig

Avg. by set

| Rk | No | Name | Digs | Faults | Receptions | Total Attempts | Note |
|-------------------|----|----------------------|------|--------|------------|----------------|------|
| 1 | 13 | Großer Tanja | 4 | - | 1 | 5 | 1.33 |
| 1 | 1 | Gschwendtner Lena | 4 | 3 | 9 | 16 | 1.33 |
| 3 | 2 | Mommert Corinna | 3 | 3 | - | 6 | 1.00 |
| 4 | 6 | Fuchs Sina | 1 | 1 | 10 | 12 | 0.33 |
| 4 | 11 | Meyerink Bianca | 1 | 1 | 1 | 3 | 0.33 |
| - | 10 | Joachim Tanja | - | - | - | - | |
| - | 7 | Quade Ann-Christin | - | 1 | 3 | 4 | |
| - | 4 | Hoja Anna | - | 5 | 10 | 15 | |
| - | 17 | Boin Anika | - | 2 | 2 | 4 | |
| - | 15 | Klemm Hannah | - | 3 | 1 | 4 | |
| - | 8 | Schäperklaus Rebecca | - | 2 | - | 2 | |
| - | 9 | Hero Julia | - | 1 | - | 1 | |
| Others | | | - | - | - | - | |
| Total Team | | | 13 | 22 | 37 | 72 | 4.33 |





P-3 VOLLEYBALL • Match players ranking

2009 FIVB Girls' Youth World Championship
Pool G - Round 2 / Places 9-16




Match: 39 **Date:** 08.07.2009 **Spectators:** 950
City: Nakhonratchasima
Hall: Chalermphrakiat Stadium
Match duration: **Start:** 15:00 **End:** 16:07 **Total:** 1:07

| Teams | Sets | 1 | 2 | 3 | 4 | 5 | Total |
|---------------------|----------|------|------|------|---|---|-------|
| GER | 3 | 25 | 25 | 25 | | | 75 |
| TUN | 0 | 19 | 10 | 16 | | | 45 |
| Set duration | | 0:20 | 0:20 | 0:21 | | | 1:01 |



GER • Germany



Set

Avg. by set

| Rk | No | Name | Running Sets | Faults | Still Sets | Total Attempts | Note |
|-------------------|----|----------------------|--------------|--------|------------|----------------|-------|
| 1 | 15 | Klemm Hannah | 45 | 1 | 23 | 69 | 15.00 |
| - | 1 | Gschwendtner Lena | - | - | 1 | 1 | |
| - | 2 | Mommert Corinna | - | - | 1 | 1 | |
| - | 4 | Hoja Anna | - | - | 1 | 1 | |
| - | 6 | Fuchs Sina | - | - | 5 | 5 | |
| - | 7 | Quade Ann-Christin | - | - | 1 | 1 | |
| - | 8 | Schäperklaus Rebecca | - | - | - | - | |
| - | 9 | Hero Julia | - | - | 1 | 1 | |
| - | 10 | Joachim Tanja | - | - | - | - | |
| - | 11 | Meyerink Bianca | - | - | 1 | 1 | |
| - | 13 | Großer Tanja | - | - | - | - | |
| - | 17 | Boin Anika | - | - | - | - | |
| Others | | | - | - | - | - | |
| Total Team | | | 45 | 1 | 34 | 80 | 15.00 |



Reception

Eff. %
Limit: 25.00%

| Rk | No | Name | Excellents | Faults | Serve Receptions | Total Attempts | Note |
|-------------------|----|----------------------|------------|--------|------------------|----------------|-------|
| 1 | 1 | Gschwendtner Lena | 9 | 1 | 10 | 20 | 40.00 |
| - | 6 | Fuchs Sina | 6 | - | 4 | 10 | |
| - | 4 | Hoja Anna | 3 | 2 | 5 | 10 | |
| - | 2 | Mommert Corinna | - | - | 1 | 1 | |
| - | 7 | Quade Ann-Christin | - | - | 1 | 1 | |
| - | 15 | Klemm Hannah | - | - | 1 | 1 | |
| - | 8 | Schäperklaus Rebecca | - | - | - | - | |
| - | 9 | Hero Julia | - | - | - | - | |
| - | 10 | Joachim Tanja | - | - | - | - | |
| - | 11 | Meyerink Bianca | - | - | - | - | |
| - | 13 | Großer Tanja | - | - | - | - | |
| - | 17 | Boin Anika | - | - | - | - | |
| Others | | | - | - | - | - | |
| Total Team | | | 18 | 3 | 22 | 43 | 34.88 |





P-3 VOLLEYBALL • Match players ranking

2009 FIVB Girls' Youth World Championship
Pool G - Round 2 / Places 9-16



Match: 39 **Date:** 08.07.2009 **Spectators:** 950
City: Nakhonratchasima
Hall: Chalermphrakiat Stadium
Match duration: **Start:** 15:00 **End:** 16:07 **Total:** 1:07

| Teams | Sets | 1 | 2 | 3 | 4 | 5 | Total |
|---------------------|----------|------|------|------|---|---|-------|
| GER | 3 | 25 | 25 | 25 | | | 75 |
| TUN | 0 | 19 | 10 | 16 | | | 45 |
| Set duration | | 0:20 | 0:20 | 0:21 | | | 1:01 |




TUN • Tunisia



Spike

Succ. %
Limit: 15.00%

| Rk | No | Name | Spikes | Faults | Shots | Total Attempts | Note |
|-------------------|----|---------------------|--------|--------|-------|----------------|-------|
| 1 | 4 | GTARI FATMA | 5 | 3 | 13 | 21 | 23.81 |
| 2 | 15 | ABEIDI MARWA | 4 | 3 | 16 | 23 | 17.39 |
| - | 11 | BOUGHANMI MAROUA | 4 | 1 | 9 | 14 | |
| - | 10 | SNOUSSI RAHMA | 2 | 1 | 9 | 12 | |
| - | 18 | AIDI HAYFA | 2 | 2 | 6 | 10 | |
| - | 12 | OUDEINI GHALIA | 2 | 4 | 2 | 8 | |
| - | 13 | TOUBIB SAFA | 1 | - | 6 | 7 | |
| - | 5 | KEBAIER NIHEL | 1 | - | 2 | 3 | |
| - | 1 | TRAYI AHLEM | - | - | - | - | |
| - | 6 | OTHMANI NOURELHOUDA | - | - | - | - | |
| - | 7 | DJEBALI SAWSSSEN | - | - | - | - | |
| - | 16 | DRIDI FERIEL | - | - | - | - | |
| Others | | | - | - | - | - | |
| Total Team | | | 21 | 14 | 63 | 98 | 21.43 |



Block

Avg. by set

| Rk | No | Name | Kill Blocks | Faults | Rebounds | Total Attempts | Note |
|-------------------|----|---------------------|-------------|--------|----------|----------------|------|
| 1 | 18 | AIDI HAYFA | 2 | - | 5 | 7 | 0.67 |
| 2 | 10 | SNOUSSI RAHMA | 1 | 2 | 5 | 8 | 0.33 |
| - | 1 | TRAYI AHLEM | - | - | - | - | |
| - | 6 | OTHMANI NOURELHOUDA | - | - | - | - | |
| - | 11 | BOUGHANMI MAROUA | - | - | 4 | 4 | |
| - | 12 | OUDEINI GHALIA | - | - | 1 | 1 | |
| - | 13 | TOUBIB SAFA | - | - | 3 | 3 | |
| - | 16 | DRIDI FERIEL | - | - | - | - | |
| - | 4 | GTARI FATMA | - | 1 | 2 | 3 | |
| - | 5 | KEBAIER NIHEL | - | 2 | - | 2 | |
| - | 7 | DJEBALI SAWSSSEN | - | 1 | - | 1 | |
| - | 15 | ABEIDI MARWA | - | 1 | - | 1 | |
| Others | | | - | - | - | - | |
| Total Team | | | 3 | 7 | 20 | 30 | 1.00 |





P-3 VOLLEYBALL • Match players ranking

2009 FIVB Girls' Youth World Championship
Pool G - Round 2 / Places 9-16




Match: 39 **Date:** 08.07.2009 **Spectators:** 950
City: Nakhonratchasima
Hall: Chalermphrakiat Stadium
Match duration: **Start:** 15:00 **End:** 16:07 **Total:** 1:07

| Teams | Sets | 1 | 2 | 3 | 4 | 5 | Total |
|---------------------|----------|------|------|------|---|---|-------|
| GER | 3 | 25 | 25 | 25 | | | 75 |
| TUN | 0 | 19 | 10 | 16 | | | 45 |
| Set duration | | 0:20 | 0:20 | 0:21 | | | 1:01 |



TUN • Tunisia




Serve

Avg. by set

| Rk | No | Name | Aces | Faults | Serve Hits | Total Attempts | Note |
|-------------------|----|---------------------|------|--------|------------|----------------|------|
| 1 | 10 | SNOUSSI RAHMA | 2 | - | 6 | 8 | 0.67 |
| 2 | 15 | ABEIDI MARWA | 1 | 2 | 6 | 9 | 0.33 |
| - | 1 | TRAYI AHLEM | - | - | - | - | |
| - | 4 | GTARI FATMA | - | - | 7 | 7 | |
| - | 5 | KEBAIER NIHEL | - | - | 1 | 1 | |
| - | 7 | DJEBALI SAWSSEN | - | - | - | - | |
| - | 11 | BOUGHANMI MAROUA | - | - | 5 | 5 | |
| - | 12 | OUDEINI GHALIA | - | - | 3 | 3 | |
| - | 13 | TOUBIB SAFA | - | - | 9 | 9 | |
| - | 16 | DRIDI FERIEL | - | - | - | - | |
| - | 18 | AIDI HAYFA | - | 1 | 3 | 4 | |
| - | 6 | OTHMANI NOURELHOUDA | - | 1 | - | 1 | |
| Others | | | - | - | - | - | |
| Total Team | | | 3 | 4 | 40 | 47 | 1.00 |

Team

| | | | | | |
|-------------------------------|----|---|--|----|--|
| Opponent errors & Team faults | 18 | - | | 18 | |
|-------------------------------|----|---|--|----|--|



Dig

Avg. by set

| Rk | No | Name | Digs | Faults | Receptions | Total Attempts | Note |
|-------------------|----|---------------------|------|--------|------------|----------------|------|
| 1 | 1 | TRAYI AHLEM | 8 | 8 | 2 | 18 | 2.67 |
| 2 | 15 | ABEIDI MARWA | 5 | 8 | 3 | 16 | 1.67 |
| 3 | 4 | GTARI FATMA | 1 | 2 | 6 | 9 | 0.33 |
| - | 6 | OTHMANI NOURELHOUDA | - | - | - | - | |
| - | 16 | DRIDI FERIEL | - | - | - | - | |
| - | 18 | AIDI HAYFA | - | - | 6 | 6 | |
| - | 7 | DJEBALI SAWSSEN | - | 3 | 2 | 5 | |
| - | 13 | TOUBIB SAFA | - | 5 | 3 | 8 | |
| - | 10 | SNOUSSI RAHMA | - | 2 | 1 | 3 | |
| - | 11 | BOUGHANMI MAROUA | - | 5 | 2 | 7 | |
| - | 12 | OUDEINI GHALIA | - | 3 | 1 | 4 | |
| - | 5 | KEBAIER NIHEL | - | 5 | 1 | 6 | |
| Others | | | - | - | - | - | |
| Total Team | | | 14 | 41 | 27 | 82 | 4.67 |





P-3 VOLLEYBALL • Match players ranking

2009 FIVB Girls' Youth World Championship
Pool G - Round 2 / Places 9-16



Match: 39 **Date:** 08.07.2009 **Spectators:** 950
City: Nakhonratchasima
Hall: Chalermphrakiat Stadium
Match duration: **Start:** 15:00 **End:** 16:07 **Total:** 1:07

| Teams | Sets | 1 | 2 | 3 | 4 | 5 | Total |
|---------------------|----------|------|------|------|---|---|-----------|
| GER | 3 | 25 | 25 | 25 | | | 75 |
| TUN | 0 | 19 | 10 | 16 | | | 45 |
| Set duration | | 0:20 | 0:20 | 0:21 | | | 1:01 |



TUN • Tunisia



Set

Avg. by set

| Rk | No | Name | Running Sets | Faults | Still Sets | Total Attempts | Note |
|-------------------|----|---------------------|--------------|--------|------------|----------------|------|
| 1 | 5 | KEBAIER NIHEL | 9 | - | 18 | 27 | 3.00 |
| 2 | 13 | TOUBIB SAFA | 6 | 1 | 29 | 36 | 2.00 |
| - | 1 | TRAYI AHLEM | - | - | 4 | 4 | |
| - | 4 | GTARI FATMA | - | - | 5 | 5 | |
| - | 6 | OTHMANI NOURELHOUDA | - | - | 1 | 1 | |
| - | 7 | DJEBALI SAWSSSEN | - | - | 2 | 2 | |
| - | 11 | BOUGHANMI MAROUA | - | - | 3 | 3 | |
| - | 12 | OUDEBNI GHALIA | - | - | 2 | 2 | |
| - | 15 | ABEIDI MARWA | - | - | 2 | 2 | |
| - | 16 | DRIDI FERIEL | - | - | - | - | |
| - | 18 | AIDI HAYFA | - | - | 1 | 1 | |
| - | 10 | SNOUSSI RAHMA | - | 1 | 3 | 4 | |
| Others | | | - | - | - | - | |
| Total Team | | | 15 | 2 | 70 | 87 | 5.00 |



Reception

Eff. %
Limit: 25.00%

| Rk | No | Name | Excellents | Faults | Serve Receptions | Total Attempts | Note |
|-------------------|----|---------------------|------------|--------|------------------|----------------|-------|
| 1 | 15 | ABEIDI MARWA | 10 | 3 | 21 | 34 | 20.59 |
| 2 | 1 | TRAYI AHLEM | 7 | 3 | 11 | 21 | 19.05 |
| - | 4 | GTARI FATMA | 2 | 1 | 7 | 10 | |
| - | 10 | SNOUSSI RAHMA | - | - | 3 | 3 | |
| - | 5 | KEBAIER NIHEL | - | - | - | - | |
| - | 6 | OTHMANI NOURELHOUDA | - | - | - | - | |
| - | 7 | DJEBALI SAWSSSEN | - | - | - | - | |
| - | 11 | BOUGHANMI MAROUA | - | - | - | - | |
| - | 12 | OUDEBNI GHALIA | - | - | - | - | |
| - | 13 | TOUBIB SAFA | - | - | - | - | |
| - | 16 | DRIDI FERIEL | - | - | - | - | |
| - | 18 | AIDI HAYFA | - | - | - | - | |
| Others | | | - | - | - | - | |
| Total Team | | | 19 | 7 | 42 | 68 | 17.65 |

