



# P-3 VOLLEYBALL • Match players ranking

2009 FIVB Girls' Youth World Championship  
Pool G - Round 2 / Places 9-16




**Match:** 38 **Date:** 08.07.2009 **Spectators:** 850  
**City:** Nakhonratchasima  
**Hall:** Chalermphrakiat Stadium  
**Match duration:** **Start:** 12:30 **End:** 14:24 **Total:** 1:54

Teams	Sets	1	2	3	4	5	Total
<b>USA</b>	<b>3</b>	25	19	21	25	15	105
<b>SVK</b>	<b>2</b>	18	25	25	16	4	88
<b>Set duration</b>		0:21	0:24	0:23	0:22	0:12	1:42




## USA • United States of America



**Spike**

Succ. %  
Limit: 15.00%

Rk	No	Name	Spikes	Faults	Shots	Total Attempts	Note
1	2	Bell Katherine	12	1	11	24	50.00
2	5	Eckerman Haley	25	4	28	57	43.86
3	8	McHugh Andrea	12	3	16	31	38.71
-	19	Wopat Carly	4	4	7	15	
-	16	Thomas Carly	2	1	8	11	
-	1	Allison Hannah	5	2	3	10	
-	13	Okoro Olivia	1	2	5	8	
-	3	Bonilla Jennifer	-	-	-	-	
-	4	Denney Erica	-	-	-	-	
-	9	Hutson Madelyn	-	-	-	-	
-	10	Messing Kathleen	-	-	-	-	
-	18	Wopat Samantha	-	-	-	-	
<b>Others</b>			-	-	-	-	
<b>Total Team</b>			61	17	78	156	39.10



**Block**

Avg. by set

Rk	No	Name	Kill Blocks	Faults	Rebounds	Total Attempts	Note
1	2	Bell Katherine	5	2	9	16	1.00
2	16	Thomas Carly	4	2	8	14	0.80
3	1	Allison Hannah	3	-	11	14	0.60
3	5	Eckerman Haley	3	1	4	8	0.60
5	8	McHugh Andrea	1	-	2	3	0.20
5	13	Okoro Olivia	1	-	2	3	0.20
-	3	Bonilla Jennifer	-	-	-	-	
-	4	Denney Erica	-	-	-	-	
-	9	Hutson Madelyn	-	-	-	-	
-	10	Messing Kathleen	-	-	-	-	
-	18	Wopat Samantha	-	-	-	-	
-	19	Wopat Carly	-	4	6	10	
<b>Others</b>			-	-	-	-	
<b>Total Team</b>			17	9	42	68	3.40






# P-3 VOLLEYBALL • Match players ranking

2009 FIVB Girls' Youth World Championship  
Pool G - Round 2 / Places 9-16




**Match:** 38 **Date:** 08.07.2009 **Spectators:** 850  
**City:** Nakhonratchasima  
**Hall:** Chalermphrakiat Stadium  
**Match duration:** **Start:** 12:30 **End:** 14:24 **Total:** 1:54

Teams	Sets	1	2	3	4	5	Total
<b>USA</b>	<b>3</b>	25	19	21	25	15	105
<b>SVK</b>	<b>2</b>	18	25	25	16	4	88
<b>Set duration</b>		0:21	0:24	0:23	0:22	0:12	1:42



## USA • United States of America




**Serve**

Avg. by set

Rk	No	Name	Aces	Faults	Serve Hits	Total Attempts	Note
1	16	Thomas Carly	2	1	21	24	0.40
1	1	Allison Hannah	2	1	16	19	0.40
3	8	McHugh Andrea	1	1	13	15	0.20
3	19	Wopat Carly	1	1	11	13	0.20
3	18	Wopat Samantha	1	1	3	5	0.20
-	3	Bonilla Jennifer	-	-	-	-	
-	4	Denney Erica	-	-	-	-	
-	9	Hutson Madelyn	-	-	-	-	
-	10	Messing Kathleen	-	-	-	-	
-	2	Bell Katherine	-	1	13	14	
-	5	Eckerman Haley	-	2	8	10	
-	13	Okoro Olivia	-	1	3	4	
<b>Others</b>			-	-	-	-	
<b>Total Team</b>			7	9	88	104	1.40

**Team**

Opponent errors & Team faults	20	-		20	
-------------------------------	----	---	--	----	--



**Dig**

Avg. by set

Rk	No	Name	Digs	Faults	Receptions	Total Attempts	Note
1	16	Thomas Carly	7	6	11	24	1.40
2	3	Bonilla Jennifer	6	8	8	22	1.20
3	1	Allison Hannah	5	4	9	18	1.00
4	8	McHugh Andrea	4	5	14	23	0.80
4	5	Eckerman Haley	4	10	10	24	0.80
6	2	Bell Katherine	3	2	1	6	0.60
-	4	Denney Erica	-	-	-	-	
-	9	Hutson Madelyn	-	-	-	-	
-	10	Messing Kathleen	-	-	-	-	
-	13	Okoro Olivia	-	-	-	-	
-	18	Wopat Samantha	-	-	-	-	
-	19	Wopat Carly	-	3	6	9	
<b>Others</b>			-	-	-	-	
<b>Total Team</b>			29	38	59	126	5.80





# P-3 VOLLEYBALL • Match players ranking

2009 FIVB Girls' Youth World Championship  
Pool G - Round 2 / Places 9-16




**Match:** 38 **Date:** 08.07.2009 **Spectators:** 850  
**City:** Nakhonratchasima  
**Hall:** Chalermphrakiat Stadium  
**Match duration:** **Start:** 12:30 **End:** 14:24 **Total:** 1:54

Teams	Sets	1	2	3	4	5	Total
<b>USA</b>	<b>3</b>	25	19	21	25	15	105
<b>SVK</b>	<b>2</b>	18	25	25	16	4	88
<b>Set duration</b>		0:21	0:24	0:23	0:22	0:12	1:42




## USA • United States of America



**Set**

Avg. by set

Rk	No	Name	Running Sets	Faults	Still Sets	Total Attempts	Note
1	16	Thomas Carly	44	-	65	109	8.80
2	1	Allison Hannah	3	-	14	17	0.60
-	2	Bell Katherine	-	-	4	4	
-	3	Bonilla Jennifer	-	-	6	6	
-	4	Denney Erica	-	-	-	-	
-	5	Eckerman Haley	-	-	4	4	
-	8	McHugh Andrea	-	-	3	3	
-	9	Hutson Madelyn	-	-	-	-	
-	10	Messing Kathleen	-	-	-	-	
-	13	Okoro Olivia	-	-	-	-	
-	18	Wopat Samantha	-	-	-	-	
-	19	Wopat Carly	-	-	1	1	
<b>Others</b>			-	-	-	-	
<b>Total Team</b>			47	-	97	144	9.40



**Reception**

Eff. %  
Limit: 25.00%

Rk	No	Name	Excellents	Faults	Serve Receptions	Total Attempts	Note
1	1	Allison Hannah	16	5	26	47	23.40
-	13	Okoro Olivia	-	-	1	1	
-	4	Denney Erica	-	-	-	-	
-	8	McHugh Andrea	-	-	-	-	
-	9	Hutson Madelyn	-	-	-	-	
-	10	Messing Kathleen	-	-	-	-	
-	16	Thomas Carly	-	-	-	-	
-	18	Wopat Samantha	-	-	-	-	
-	19	Wopat Carly	-	-	-	-	
-	3	Bonilla Jennifer	7	8	18	33	
-	2	Bell Katherine	-	1	-	1	
-	5	Eckerman Haley	-	1	-	1	
<b>Others</b>			-	-	-	-	
<b>Total Team</b>			23	15	45	83	9.64





# P-3 VOLLEYBALL • Match players ranking

2009 FIVB Girls' Youth World Championship  
Pool G - Round 2 / Places 9-16




**Match:** 38 **Date:** 08.07.2009 **Spectators:** 850  
**City:** Nakhonratchasima  
**Hall:** Chalermphrakiat Stadium  
**Match duration:** **Start:** 12:30 **End:** 14:24 **Total:** 1:54

Teams	Sets	1	2	3	4	5	Total
<b>USA</b>	<b>3</b>	25	19	21	25	15	105
<b>SVK</b>	<b>2</b>	18	25	25	16	4	88
<b>Set duration</b>		0:21	0:24	0:23	0:22	0:12	1:42




## SVK • Slovakia



**Spike**

Succ. %  
Limit: 15.00%

Rk	No	Name	Spikes	Faults	Shots	Total Attempts	Note
1	7	CRKONOVA Tatiana	16	3	23	42	38.10
2	6	KUBALIAKOVA Radka	7	2	20	29	24.14
3	12	RADOSOVA Nikola	6	4	30	40	15.00
-	5	PALGUTOVA Karin	5	3	9	17	
-	10	KOSOVA Simona	4	1	8	13	
-	11	HERELOVA Nina	1	2	8	11	
-	8	SMATANIKOVA Jaroslava	-	1	4	5	
-	4	DROBNAKOVA Dominika	-	-	1	1	
-	1	ABRHAMOVA Michaela	-	-	-	-	
-	2	LUKACOVA Simona	-	-	-	-	
-	13	KRISKOVA Romana	-	-	-	-	
-	15	NIKMONOVA Lucia	-	-	-	-	
<b>Others</b>			-	-	-	-	
<b>Total Team</b>			39	16	103	158	24.68



**Block**

Avg. by set

Rk	No	Name	Kill Blocks	Faults	Rebounds	Total Attempts	Note
1	12	RADOSOVA Nikola	3	-	3	6	0.60
1	10	KOSOVA Simona	3	4	11	18	0.60
3	7	CRKONOVA Tatiana	2	2	5	9	0.40
3	11	HERELOVA Nina	2	6	12	20	0.40
5	5	PALGUTOVA Karin	1	1	1	3	0.20
-	1	ABRHAMOVA Michaela	-	-	-	-	
-	2	LUKACOVA Simona	-	-	1	1	
-	4	DROBNAKOVA Dominika	-	-	-	-	
-	6	KUBALIAKOVA Radka	-	-	2	2	
-	13	KRISKOVA Romana	-	-	-	-	
-	8	SMATANIKOVA Jaroslava	-	2	5	7	
-	15	NIKMONOVA Lucia	-	1	-	1	
<b>Others</b>			-	-	-	-	
<b>Total Team</b>			11	16	40	67	2.20





# P-3 VOLLEYBALL • Match players ranking

2009 FIVB Girls' Youth World Championship  
Pool G - Round 2 / Places 9-16




**Match:** 38 **Date:** 08.07.2009 **Spectators:** 850  
**City:** Nakhonratchasima  
**Hall:** Chalermphrakiat Stadium  
**Match duration:** **Start:** 12:30 **End:** 14:24 **Total:** 1:54

Teams	Sets	1	2	3	4	5	Total
<b>USA</b>	<b>3</b>	25	19	21	25	15	105
<b>SVK</b>	<b>2</b>	18	25	25	16	4	88
<b>Set duration</b>		0:21	0:24	0:23	0:22	0:12	1:42



## SVK • Slovakia




**Serve**

Avg. by set

Rk	No	Name	Aces	Faults	Serve Hits	Total Attempts	Note
1	7	CRKONOVA Tatiana	6	-	10	16	1.20
2	12	RADOSOVA Nikola	4	4	11	19	0.80
3	8	SMATANIKOVA Jaroslava	2	1	19	22	0.40
4	6	KUBALIAKOVA Radka	1	-	6	7	0.20
4	10	KOSOVA Simona	1	-	9	10	0.20
4	11	HERELOVA Nina	1	1	10	12	0.20
-	1	ABRHAMOVA Michaela	-	-	-	-	
-	2	LUKACOVA Simona	-	-	1	1	
-	4	DROBNAKOVA Dominika	-	-	-	-	
-	5	PALGUTOVA Karin	-	-	2	2	
-	13	KRISKOVA Romana	-	-	-	-	
-	15	NIKMONOVA Lucia	-	-	-	-	
<b>Others</b>			-	-	-	-	
<b>Total Team</b>			15	6	68	89	3.00

### Team

Opponent errors & Team faults	23	-		23	
-------------------------------	----	---	--	----	--



**Dig**

Avg. by set

Rk	No	Name	Digs	Faults	Receptions	Total Attempts	Note
1	15	NIKMONOVA Lucia	13	19	8	40	2.60
2	12	RADOSOVA Nikola	6	8	4	18	1.20
3	6	KUBALIAKOVA Radka	3	5	8	16	0.60
4	2	LUKACOVA Simona	2	1	1	4	0.40
4	7	CRKONOVA Tatiana	2	6	8	16	0.40
4	8	SMATANIKOVA Jaroslava	2	6	8	16	0.40
7	11	HERELOVA Nina	1	3	3	7	0.20
-	1	ABRHAMOVA Michaela	-	-	-	-	
-	4	DROBNAKOVA Dominika	-	-	-	-	
-	13	KRISKOVA Romana	-	-	-	-	
-	10	KOSOVA Simona	-	3	4	7	
-	5	PALGUTOVA Karin	-	3	3	6	
<b>Others</b>			-	-	-	-	
<b>Total Team</b>			29	54	47	130	5.80





# P-3 VOLLEYBALL • Match players ranking

2009 FIVB Girls' Youth World Championship  
Pool G - Round 2 / Places 9-16




**Match:** 38 **Date:** 08.07.2009 **Spectators:** 850  
**City:** Nakhonratchasima  
**Hall:** Chalermphrakiat Stadium  
**Match duration:** **Start:** 12:30 **End:** 14:24 **Total:** 1:54

Teams	Sets	1	2	3	4	5	Total
<b>USA</b>	<b>3</b>	25	19	21	25	15	105
<b>SVK</b>	<b>2</b>	18	25	25	16	4	88
<b>Set duration</b>		0:21	0:24	0:23	0:22	0:12	1:42




## SVK • Slovakia



**Set**

Avg. by set

Rk	No	Name	Running Sets	Faults	Still Sets	Total Attempts	Note
1	8	SMATANIKOVA Jaroslava	45	2	53	100	9.00
2	2	LUKACOVA Simona	8	2	17	27	1.60
-	1	ABRHAMOVA Michaela	-	-	-	-	
-	4	DROBNAKOVA Dominika	-	-	-	-	
-	5	PALGUTOVA Karin	-	-	2	2	
-	6	KUBALIAKOVA Radka	-	-	2	2	
-	7	CRKONOVA Tatiana	-	-	2	2	
-	10	KOSOVA Simona	-	-	1	1	
-	11	HERELOVA Nina	-	-	4	4	
-	13	KRISKOVA Romana	-	-	-	-	
-	15	NIKMONOVA Lucia	-	-	10	10	
-	12	RADOSOVA Nikola	-	1	5	6	
<b>Others</b>			-	-	-	-	
<b>Total Team</b>			53	5	96	154	10.60



**Reception**

Eff. %  
Limit: 25.00%

Rk	No	Name	Excellents	Faults	Serve Receptions	Total Attempts	Note
1	15	NIKMONOVA Lucia	16	3	17	36	36.11
2	6	KUBALIAKOVA Radka	8	2	16	26	23.08
-	12	RADOSOVA Nikola	4	2	13	19	
-	5	PALGUTOVA Karin	4	-	5	9	
-	10	KOSOVA Simona	1	-	1	2	
-	11	HERELOVA Nina	-	-	1	1	
-	1	ABRHAMOVA Michaela	-	-	-	-	
-	2	LUKACOVA Simona	-	-	-	-	
-	7	CRKONOVA Tatiana	-	-	-	-	
-	8	SMATANIKOVA Jaroslava	-	-	-	-	
-	13	KRISKOVA Romana	-	-	-	-	
-	4	DROBNAKOVA Dominika	-	1	1	2	
<b>Others</b>			-	-	-	-	
<b>Total Team</b>			33	8	54	95	26.32

