



P-3 VOLLEYBALL • Match players ranking

2009 FIVB Girls' Youth World Championship

Pool E - Round 2 / Places 1-8




Match: 34 **Date:** 08.07.2009 **Spectators:** 1'480
City: Nakhonratchasima
Hall: M.C.C.Hall
Match duration: Start: 13:00 End: 14:50 Total: 1:50

| Teams | Sets | 1 | 2 | 3 | 4 | 5 | Total |
|---------------------|----------|------|------|------|------|---|-------|
| JPN | 1 | 25 | 25 | 26 | 15 | | 91 |
| BRA | 3 | 27 | 19 | 28 | 25 | | 99 |
| Set duration | | 0:26 | 0:24 | 0:28 | 0:23 | | 1:41 |




JPN • Japan



Spike

Succ. %
Limit: 15.00%

| Rk | No | Name | Spikes | Faults | Shots | Total Attempts | Note |
|-------------------|----|-------------------|--------|--------|-------|----------------|-------|
| 1 | 4 | HORIKAWA Mari | 20 | 7 | 24 | 51 | 39.22 |
| - | 1 | MORIYA Fumika | 12 | 4 | 11 | 27 | |
| - | 11 | MOCHIMARU Yumiko | 8 | 7 | 12 | 27 | |
| - | 6 | FUTAMI Azusa | 6 | 5 | 15 | 26 | |
| - | 5 | KANEKO Saori | 5 | 2 | 18 | 25 | |
| - | 2 | MITSUYAMA Chisato | - | 1 | 14 | 15 | |
| - | 10 | YAMAKAMI Aya | 2 | 1 | 4 | 7 | |
| - | 9 | KUROKI Mai | 1 | - | 1 | 2 | |
| - | 3 | KAGAWA Saki | - | - | 1 | 1 | |
| - | 12 | MORI Sumiko | - | - | 1 | 1 | |
| - | 7 | SASAKI Mirei | - | - | - | - | |
| - | 8 | ONO Kaho | - | - | - | - | |
| Others | | | - | - | - | - | |
| Total Team | | | 54 | 27 | 101 | 182 | 29.67 |



Block

Avg. by set

| Rk | No | Name | Kill Blocks | Faults | Rebounds | Total Attempts | Note |
|-------------------|----|-------------------|-------------|--------|----------|----------------|------|
| 1 | 4 | HORIKAWA Mari | 2 | - | 6 | 8 | 0.50 |
| 1 | 6 | FUTAMI Azusa | 2 | 1 | 9 | 12 | 0.50 |
| 1 | 5 | KANEKO Saori | 2 | 2 | 3 | 7 | 0.50 |
| 4 | 1 | MORIYA Fumika | 1 | 1 | 13 | 15 | 0.25 |
| - | 2 | MITSUYAMA Chisato | - | - | 2 | 2 | |
| - | 7 | SASAKI Mirei | - | - | - | - | |
| - | 8 | ONO Kaho | - | - | - | - | |
| - | 9 | KUROKI Mai | - | - | - | - | |
| - | 10 | YAMAKAMI Aya | - | - | - | - | |
| - | 12 | MORI Sumiko | - | - | - | - | |
| - | 11 | MOCHIMARU Yumiko | - | 1 | 5 | 6 | |
| - | 3 | KAGAWA Saki | - | 1 | 1 | 2 | |
| Others | | | - | - | - | - | |
| Total Team | | | 7 | 6 | 39 | 52 | 1.75 |





P-3 VOLLEYBALL • Match players ranking

2009 FIVB Girls' Youth World Championship

Pool E - Round 2 / Places 1-8




Match: 34 **Date:** 08.07.2009 **Spectators:** 1'480
City: Nakhonratchasima
Hall: M.C.C.Hall
Match duration: **Start:** 13:00 **End:** 14:50 **Total:** 1:50

| Teams | Sets | 1 | 2 | 3 | 4 | 5 | Total |
|---------------------|----------|------|------|------|------|---|-------|
| JPN | 1 | 25 | 25 | 26 | 15 | | 91 |
| BRA | 3 | 27 | 19 | 28 | 25 | | 99 |
| Set duration | | 0:26 | 0:24 | 0:28 | 0:23 | | 1:41 |



JPN • Japan




Serve

Avg. by set

| Rk | No | Name | Aces | Faults | Serve Hits | Total Attempts | Note |
|-------------------|----|-------------------|------|--------|------------|----------------|------|
| 1 | 4 | HORIKAWA Mari | 2 | 1 | 10 | 13 | 0.50 |
| 2 | 2 | MITSUYAMA Chisato | 1 | 3 | 13 | 17 | 0.25 |
| 2 | 6 | FUTAMI Azusa | 1 | 2 | 6 | 9 | 0.25 |
| - | 7 | SASAKI Mirei | - | - | - | - | |
| - | 8 | ONO Kaho | - | - | - | - | |
| - | 9 | KUROKI Mai | - | - | 5 | 5 | |
| - | 10 | YAMAKAMI Aya | - | - | 1 | 1 | |
| - | 12 | MORI Sumiko | - | - | - | - | |
| - | 5 | KANEKO Saori | - | 1 | 10 | 11 | |
| - | 11 | MOCHIMARU Yumiko | - | 2 | 12 | 14 | |
| - | 1 | MORIYA Fumika | - | 5 | 15 | 20 | |
| - | 3 | KAGAWA Saki | - | 1 | 1 | 2 | |
| Others | | | - | - | - | - | |
| Total Team | | | 4 | 15 | 73 | 92 | 1.00 |

Team

| | | | | | |
|-------------------------------|----|---|--|----|--|
| Opponent errors & Team faults | 26 | 1 | | 27 | |
|-------------------------------|----|---|--|----|--|



Dig

Avg. by set

| Rk | No | Name | Digs | Faults | Receptions | Total Attempts | Note |
|-------------------|----|-------------------|------|--------|------------|----------------|------|
| 1 | 12 | MORI Sumiko | 14 | 11 | 17 | 42 | 3.50 |
| 2 | 11 | MOCHIMARU Yumiko | 4 | 4 | 10 | 18 | 1.00 |
| 2 | 2 | MITSUYAMA Chisato | 4 | 5 | 10 | 19 | 1.00 |
| 4 | 5 | KANEKO Saori | 3 | 8 | 16 | 27 | 0.75 |
| 4 | 4 | HORIKAWA Mari | 3 | 10 | 8 | 21 | 0.75 |
| 6 | 9 | KUROKI Mai | 1 | 2 | 2 | 5 | 0.25 |
| - | 1 | MORIYA Fumika | - | - | 7 | 7 | |
| - | 3 | KAGAWA Saki | - | - | 1 | 1 | |
| - | 7 | SASAKI Mirei | - | - | - | - | |
| - | 8 | ONO Kaho | - | - | - | - | |
| - | 10 | YAMAKAMI Aya | - | - | - | - | |
| - | 6 | FUTAMI Azusa | - | 2 | 1 | 3 | |
| Others | | | - | - | - | - | |
| Total Team | | | 29 | 42 | 72 | 143 | 7.25 |





P-3 VOLLEYBALL • Match players ranking

2009 FIVB Girls' Youth World Championship
Pool E - Round 2 / Places 1-8




Match: 34 **Date:** 08.07.2009 **Spectators:** 1'480
City: Nakhonratchasima
Hall: M.C.C.Hall
Match duration: **Start:** 13:00 **End:** 14:50 **Total:** 1:50

| Teams | Sets | 1 | 2 | 3 | 4 | 5 | Total |
|---------------------|----------|------|------|------|------|---|-------|
| JPN | 1 | 25 | 25 | 26 | 15 | | 91 |
| BRA | 3 | 27 | 19 | 28 | 25 | | 99 |
| Set duration | | 0:26 | 0:24 | 0:28 | 0:23 | | 1:41 |




JPN • Japan



Set

Avg. by set

| Rk | No | Name | Running Sets | Faults | Still Sets | Total Attempts | Note |
|-------------------|----|-------------------|--------------|--------|------------|----------------|------|
| 1 | 2 | MITSUYAMA Chisato | 30 | - | 83 | 113 | 7.50 |
| 2 | 9 | KUROKI Mai | 3 | - | 7 | 10 | 0.75 |
| 3 | 4 | HORIKAWA Mari | 2 | - | 12 | 14 | 0.50 |
| - | 3 | KAGAWA Saki | - | - | - | - | |
| - | 5 | KANEKO Saori | - | - | 6 | 6 | |
| - | 6 | FUTAMI Azusa | - | - | - | - | |
| - | 7 | SASAKI Mirei | - | - | - | - | |
| - | 8 | ONO Kaho | - | - | - | - | |
| - | 10 | YAMAKAMI Aya | - | - | 2 | 2 | |
| - | 11 | MOCHIMARU Yumiko | - | - | 10 | 10 | |
| - | 12 | MORI Sumiko | - | - | 7 | 7 | |
| - | 1 | MORIYA Fumika | - | 1 | 1 | 2 | |
| Others | | | - | - | - | - | |
| Total Team | | | 35 | 1 | 128 | 164 | 8.75 |



Reception

Eff. %
Limit: 25.00%

| Rk | No | Name | Excellents | Faults | Serve Receptions | Total Attempts | Note |
|-------------------|----|-------------------|------------|--------|------------------|----------------|-------|
| 1 | 12 | MORI Sumiko | 8 | 1 | 29 | 38 | 18.42 |
| 2 | 11 | MOCHIMARU Yumiko | 4 | 2 | 17 | 23 | 8.70 |
| - | 10 | YAMAKAMI Aya | - | - | 2 | 2 | |
| - | 1 | MORIYA Fumika | - | - | - | - | |
| - | 2 | MITSUYAMA Chisato | - | - | - | - | |
| - | 3 | KAGAWA Saki | - | - | - | - | |
| - | 4 | HORIKAWA Mari | - | - | - | - | |
| - | 6 | FUTAMI Azusa | - | - | - | - | |
| - | 7 | SASAKI Mirei | - | - | - | - | |
| - | 8 | ONO Kaho | - | - | - | - | |
| - | 9 | KUROKI Mai | - | - | - | - | |
| - | 5 | KANEKO Saori | 2 | 4 | 20 | 26 | |
| Others | | | - | - | - | - | |
| Total Team | | | 14 | 7 | 68 | 89 | 7.87 |





P-3 VOLLEYBALL • Match players ranking

2009 FIVB Girls' Youth World Championship

Pool E - Round 2 / Places 1-8




Match: 34 **Date:** 08.07.2009 **Spectators:** 1'480
City: Nakhonratchasima
Hall: M.C.C.Hall
Match duration: Start: 13:00 End: 14:50 Total: 1:50

| Teams | Sets | 1 | 2 | 3 | 4 | 5 | Total |
|---------------------|----------|------|------|------|------|---|-------|
| JPN | 1 | 25 | 25 | 26 | 15 | | 91 |
| BRA | 3 | 27 | 19 | 28 | 25 | | 99 |
| Set duration | | 0:26 | 0:24 | 0:28 | 0:23 | | 1:41 |




BRA • Brazil



Spike

Succ. %
Limit: 15.00%

| Rk | No | Name | Spikes | Faults | Shots | Total Attempts | Note |
|-------------------|----|------------------------------------|--------|--------|-------|----------------|-------|
| 1 | 2 | Tiele Martins Paulino Sthefanie | 9 | 3 | 16 | 28 | 32.14 |
| 2 | 10 | Rodrigues de Almeida Samara | 8 | 4 | 23 | 35 | 22.86 |
| 3 | 8 | da Silveira Paquiardi Isabela | 6 | 6 | 20 | 32 | 18.75 |
| - | 3 | Jacintho Francyne Aparecida | 7 | - | 12 | 19 | |
| - | 6 | Azedo de Freitas Carolina | 2 | - | 13 | 15 | |
| - | 9 | Silva Correa Ana Beatriz | 4 | 1 | 5 | 10 | |
| - | 15 | Ferreira Santos Carla | - | 1 | 6 | 7 | |
| - | 1 | Maggioni Rosane | 1 | 1 | 4 | 6 | |
| - | 11 | Oliveira Heldes Priscila | - | - | 2 | 2 | |
| - | 12 | Guimarães de Souza Gabriela | - | - | 2 | 2 | |
| - | 7 | Kraisch Eduarda | - | - | - | - | |
| - | 13 | Ferreira de Almeida Alcides Sâmara | - | - | - | - | |
| Others | | | - | - | - | - | |
| Total Team | | | 37 | 16 | 103 | 156 | 23.72 |



Block

Avg. by set

| Rk | No | Name | Kill Blocks | Faults | Rebounds | Total Attempts | Note |
|-------------------|----|------------------------------------|-------------|--------|----------|----------------|------|
| 1 | 9 | Silva Correa Ana Beatriz | 9 | 2 | 14 | 25 | 2.25 |
| 2 | 3 | Jacintho Francyne Aparecida | 7 | 5 | 11 | 23 | 1.75 |
| 3 | 10 | Rodrigues de Almeida Samara | 6 | 5 | 3 | 14 | 1.50 |
| 4 | 2 | Tiele Martins Paulino Sthefanie | 2 | 1 | 6 | 9 | 0.50 |
| 5 | 11 | Oliveira Heldes Priscila | 1 | 3 | 1 | 5 | 0.25 |
| - | 6 | Azedo de Freitas Carolina | - | - | 6 | 6 | |
| - | 7 | Kraisch Eduarda | - | - | - | - | |
| - | 12 | Guimarães de Souza Gabriela | - | - | - | - | |
| - | 13 | Ferreira de Almeida Alcides Sâmara | - | - | - | - | |
| - | 1 | Maggioni Rosane | - | 1 | 1 | 2 | |
| - | 8 | da Silveira Paquiardi Isabela | - | 3 | 3 | 6 | |
| - | 15 | Ferreira Santos Carla | - | 1 | 1 | 2 | |
| Others | | | - | - | - | - | |
| Total Team | | | 25 | 21 | 46 | 92 | 6.25 |





P-3 VOLLEYBALL • Match players ranking

2009 FIVB Girls' Youth World Championship

Pool E - Round 2 / Places 1-8



Match: 34 **Date:** 08.07.2009 **Spectators:** 1'480
City: Nakhonratchasima
Hall: M.C.C.Hall
Match duration: **Start:** 13:00 **End:** 14:50 **Total:** 1:50

| Teams | Sets | 1 | 2 | 3 | 4 | 5 | Total |
|---------------------|----------|------|------|------|------|---|-------|
| JPN | 1 | 25 | 25 | 26 | 15 | | 91 |
| BRA | 3 | 27 | 19 | 28 | 25 | | 99 |
| Set duration | | 0:26 | 0:24 | 0:28 | 0:23 | | 1:41 |



BRA • Brazil



Serve

Avg. by set

| Rk | No | Name | Aces | Faults | Serve Hits | Total Attempts | Note |
|-------------------|----|------------------------------------|------|--------|------------|----------------|------|
| 1 | 9 | Silva Correa Ana Beatriz | 2 | 1 | 17 | 20 | 0.50 |
| 1 | 10 | Rodrigues de Almeida Samara | 2 | 1 | 11 | 14 | 0.50 |
| 3 | 3 | Jacintho Francyne Aparecida | 1 | - | 14 | 15 | 0.25 |
| 3 | 1 | Maggioni Rosane | 1 | 2 | 9 | 12 | 0.25 |
| 3 | 8 | da Silveira Paquiardi Isabela | 1 | 3 | 6 | 10 | 0.25 |
| - | 6 | Azedo de Freitas Carolina | - | - | 7 | 7 | |
| - | 7 | Kraisch Eduarda | - | - | - | - | |
| - | 11 | Oliveira Heldes Priscila | - | - | 9 | 9 | |
| - | 12 | Guimarães de Souza Gabriela | - | - | - | - | |
| - | 13 | Ferreira de Almeida Alcides Sâmara | - | - | - | - | |
| - | 15 | Ferreira Santos Carla | - | - | 2 | 2 | |
| - | 2 | Tiele Martins Paulino Sthefanie | - | 1 | 8 | 9 | |
| Others | | | - | - | - | - | |
| Total Team | | | 7 | 8 | 83 | 98 | 1.75 |

Team

| | | | | | |
|-------------------------------|----|---|--|----|--|
| Opponent errors & Team faults | 30 | - | | 30 | |
|-------------------------------|----|---|--|----|--|



Dig

Avg. by set

| Rk | No | Name | Digs | Faults | Receptions | Total Attempts | Note |
|-------------------|----|------------------------------------|------|--------|------------|----------------|------|
| 1 | 8 | da Silveira Paquiardi Isabela | 4 | 4 | 7 | 15 | 1.00 |
| 2 | 12 | Guimarães de Souza Gabriela | 3 | 7 | 20 | 30 | 0.75 |
| 2 | 6 | Azedo de Freitas Carolina | 3 | 6 | 8 | 17 | 0.75 |
| 4 | 10 | Rodrigues de Almeida Samara | 2 | 3 | 12 | 17 | 0.50 |
| 4 | 2 | Tiele Martins Paulino Sthefanie | 2 | 10 | 3 | 15 | 0.50 |
| 6 | 15 | Ferreira Santos Carla | 1 | - | 1 | 2 | 0.25 |
| 6 | 1 | Maggioni Rosane | 1 | 3 | 1 | 5 | 0.25 |
| - | 7 | Kraisch Eduarda | - | - | - | - | |
| - | 13 | Ferreira de Almeida Alcides Sâmara | - | - | - | - | |
| - | 9 | Silva Correa Ana Beatriz | - | 1 | 4 | 5 | |
| - | 11 | Oliveira Heldes Priscila | - | 3 | 6 | 9 | |
| - | 3 | Jacintho Francyne Aparecida | - | 4 | 6 | 10 | |
| Others | | | - | - | - | - | |
| Total Team | | | 16 | 41 | 68 | 125 | 4.00 |





P-3 VOLLEYBALL • Match players ranking

2009 FIVB Girls' Youth World Championship

Pool E - Round 2 / Places 1-8




Match: 34 **Date:** 08.07.2009 **Spectators:** 1'480
City: Nakhonratchasima
Hall: M.C.C.Hall
Match duration: **Start:** 13:00 **End:** 14:50 **Total:** 1:50

| Teams | Sets | 1 | 2 | 3 | 4 | 5 | Total |
|---------------------|----------|------|------|------|------|---|-------|
| JPN | 1 | 25 | 25 | 26 | 15 | | 91 |
| BRA | 3 | 27 | 19 | 28 | 25 | | 99 |
| Set duration | | 0:26 | 0:24 | 0:28 | 0:23 | | 1:41 |




BRA • Brazil



Set

Avg. by set

| Rk | No | Name | Running Sets | Faults | Still Sets | Total Attempts | Note |
|-------------------|----|------------------------------------|--------------|--------|------------|----------------|------|
| 1 | 1 | Maggioni Rosane | 14 | - | 31 | 45 | 3.50 |
| 2 | 11 | Oliveira Heldes Priscila | 10 | - | 65 | 75 | 2.50 |
| 3 | 10 | Rodrigues de Almeida Samara | 1 | - | 2 | 3 | 0.25 |
| - | 2 | Tiele Martins Paulino Sthefanie | - | - | 2 | 2 | |
| - | 3 | Jacintho Francyne Aparecida | - | - | 8 | 8 | |
| - | 6 | Azedo de Freitas Carolina | - | - | 1 | 1 | |
| - | 7 | Kraisch Eduarda | - | - | - | - | |
| - | 8 | da Silveira Paquiardi Isabela | - | - | 1 | 1 | |
| - | 12 | Guimarães de Souza Gabriela | - | - | 3 | 3 | |
| - | 13 | Ferreira de Almeida Alcides Sâmera | - | - | - | - | |
| - | 15 | Ferreira Santos Carla | - | - | - | - | |
| - | 9 | Silva Correa Ana Beatriz | - | 1 | 3 | 4 | |
| Others | | | - | - | - | - | |
| Total Team | | | 25 | 1 | 116 | 142 | 6.25 |



Reception

Eff. %
Limit: 25.00%

| Rk | No | Name | Excellents | Faults | Serve Receptions | Total Attempts | Note |
|-------------------|----|------------------------------------|------------|--------|------------------|----------------|-------|
| 1 | 10 | Rodrigues de Almeida Samara | 4 | 2 | 19 | 25 | 8.00 |
| - | 8 | da Silveira Paquiardi Isabela | 2 | - | 17 | 19 | |
| - | 12 | Guimarães de Souza Gabriela | 3 | 1 | 13 | 17 | |
| - | 6 | Azedo de Freitas Carolina | 3 | - | 10 | 13 | |
| - | 1 | Maggioni Rosane | - | - | 1 | 1 | |
| - | 9 | Silva Correa Ana Beatriz | - | - | 1 | 1 | |
| - | 3 | Jacintho Francyne Aparecida | - | - | - | - | |
| - | 7 | Kraisch Eduarda | - | - | - | - | |
| - | 11 | Oliveira Heldes Priscila | - | - | - | - | |
| - | 13 | Ferreira de Almeida Alcides Sâmera | - | - | - | - | |
| - | 15 | Ferreira Santos Carla | - | - | - | - | |
| - | 2 | Tiele Martins Paulino Sthefanie | - | 1 | - | 1 | |
| Others | | | - | - | - | - | |
| Total Team | | | 12 | 4 | 61 | 77 | 10.39 |

