



P-3 VOLLEYBALL • Match players ranking

2009 FIVB Girls' Youth World Championship
Pool G - Round 2 / Places 9-16




Match: 32 **Date:** 07.07.2009 **Spectators:** 300
City: Nakhonratchasima
Hall: Chalermphrakiat Stadium
Match duration: **Start:** 17:45 **End:** 18:55 **Total:** 1:10

Teams	Sets	1	2	3	4	5	Total
TUN	0	9	18	19			46
SVK	3	25	25	25			75
Set duration		0:18	0:23	0:23			1:04




TUN • Tunisia



Spike

Succ. %
Limit: 15.00%

Rk	No	Name	Spikes	Faults	Shots	Total Attempts	Note
1	4	GTARI FATMA	5	3	11	19	26.32
2	15	ABEIDI MARWA	5	2	21	28	17.86
3	11	BOUGHANMI MAROUA	7	5	28	40	17.50
-	10	SNOUSSI RAHMA	5	1	8	14	
-	18	AIDI HAYFA	1	-	9	10	
-	13	TOUBIB SAFA	-	1	4	5	
-	5	KEBAIER NIHEL	-	-	2	2	
-	1	TRAYI AHLEM	-	-	-	-	
-	6	OTHMANI NOURELHOUDA	-	-	-	-	
-	7	DJEBALI SAWSSEN	-	-	-	-	
-	12	OUDEBNI GHALIA	-	-	-	-	
-	16	DRIDI FERIEL	-	-	-	-	
Others			-	-	-	-	
Total Team			23	12	83	118	19.49



Block

Avg. by set

Rk	No	Name	Kill Blocks	Faults	Rebounds	Total Attempts	Note
1	11	BOUGHANMI MAROUA	2	-	4	6	0.67
1	10	SNOUSSI RAHMA	2	5	4	11	0.67
3	18	AIDI HAYFA	1	-	8	9	0.33
-	1	TRAYI AHLEM	-	-	-	-	
-	5	KEBAIER NIHEL	-	-	1	1	
-	6	OTHMANI NOURELHOUDA	-	-	-	-	
-	7	DJEBALI SAWSSEN	-	-	-	-	
-	12	OUDEBNI GHALIA	-	-	-	-	
-	13	TOUBIB SAFA	-	-	1	1	
-	16	DRIDI FERIEL	-	-	-	-	
-	15	ABEIDI MARWA	-	2	1	3	
-	4	GTARI FATMA	-	1	-	1	
Others			-	-	-	-	
Total Team			5	8	19	32	1.67





P-3 VOLLEYBALL • Match players ranking

2009 FIVB Girls' Youth World Championship
Pool G - Round 2 / Places 9-16




Match: 32 **Date:** 07.07.2009 **Spectators:** 300
City: Nakhonratchasima
Hall: Chalermphrakiat Stadium
Match duration: **Start:** 17:45 **End:** 18:55 **Total:** 1:10

Teams	Sets	1	2	3	4	5	Total
TUN	0	9	18	19			46
SVK	3	25	25	25			75
Set duration		0:18	0:23	0:23			1:04



TUN • Tunisia




Serve

Avg. by set

Rk	No	Name	Aces	Faults	Serve Hits	Total Attempts	Note
1	13	TOUBIB SAFA	4	2	11	17	1.33
2	6	OTHMANI NOURELHOUDA	1	-	1	2	0.33
2	15	ABEIDI MARWA	1	1	4	6	0.33
2	11	BOUGHANMI MAROUA	1	1	2	4	0.33
-	1	TRAYI AHLEM	-	-	-	-	
-	5	KEBAIER NIHEL	-	-	2	2	
-	7	DJEBALI SAWSSSEN	-	-	-	-	
-	12	OUDEINI GHALIA	-	-	-	-	
-	16	DRIDI FERIEL	-	-	-	-	
-	18	AIDI HAYFA	-	-	5	5	
-	4	GTARI FATMA	-	1	6	7	
-	10	SNOUSSI RAHMA	-	1	4	5	
Others			-	-	-	-	
Total Team			7	6	35	48	2.33

Team

Opponent errors & Team faults	11	-		11	
-------------------------------	----	---	--	----	--



Dig

Avg. by set

Rk	No	Name	Digs	Faults	Receptions	Total Attempts	Note
1	1	TRAYI AHLEM	5	8	6	19	1.67
2	4	GTARI FATMA	3	19	17	39	1.00
3	13	TOUBIB SAFA	2	1	6	9	0.67
4	6	OTHMANI NOURELHOUDA	1	-	-	1	0.33
4	11	BOUGHANMI MAROUA	1	4	3	8	0.33
-	5	KEBAIER NIHEL	-	-	4	4	
-	7	DJEBALI SAWSSSEN	-	-	-	-	
-	12	OUDEINI GHALIA	-	-	-	-	
-	16	DRIDI FERIEL	-	-	-	-	
-	18	AIDI HAYFA	-	1	3	4	
-	10	SNOUSSI RAHMA	-	2	3	5	
-	15	ABEIDI MARWA	-	4	5	9	
Others			-	-	-	-	
Total Team			12	39	47	98	4.00





P-3 VOLLEYBALL • Match players ranking

2009 FIVB Girls' Youth World Championship
Pool G - Round 2 / Places 9-16



Match: 32 **Date:** 07.07.2009 **Spectators:** 300
City: Nakhonratchasima
Hall: Chalermphrakiat Stadium
Match duration: **Start:** 17:45 **End:** 18:55 **Total:** 1:10

Teams	Sets	1	2	3	4	5	Total
TUN	0	9	18	19			46
SVK	3	25	25	25			75
Set duration		0:18	0:23	0:23			1:04



TUN • Tunisia



Set

Avg. by set

Rk	No	Name	Running Sets	Faults	Still Sets	Total Attempts	Note
1	13	TOUBIB SAFA	17	-	34	51	5.67
2	5	KEBAIER NIHEL	9	-	21	30	3.00
3	10	SNOUSSI RAHMA	1	1	6	8	0.33
-	1	TRAYI AHLEM	-	-	4	4	
-	4	GTARI FATMA	-	-	4	4	
-	6	OTHMANI NOURELHOUDA	-	-	-	-	
-	7	DJEBALI SAWSSSEN	-	-	-	-	
-	11	BOUGHANMI MAROUA	-	-	2	2	
-	12	OUDEBNI GHALIA	-	-	-	-	
-	15	ABEIDI MARWA	-	-	3	3	
-	16	DRIDI FERIEL	-	-	-	-	
-	18	AIDI HAYFA	-	-	4	4	
Others			-	-	-	-	
Total Team			27	1	78	106	9.00



Reception

Eff. %
Limit: 25.00%

Rk	No	Name	Excellents	Faults	Serve Receptions	Total Attempts	Note
1	4	GTARI FATMA	11	3	10	24	33.33
2	15	ABEIDI MARWA	7	3	8	18	22.22
3	1	TRAYI AHLEM	7	2	15	24	20.83
-	10	SNOUSSI RAHMA	-	-	1	1	
-	11	BOUGHANMI MAROUA	-	-	1	1	
-	6	OTHMANI NOURELHOUDA	-	-	-	-	
-	7	DJEBALI SAWSSSEN	-	-	-	-	
-	12	OUDEBNI GHALIA	-	-	-	-	
-	13	TOUBIB SAFA	-	-	-	-	
-	16	DRIDI FERIEL	-	-	-	-	
-	18	AIDI HAYFA	-	-	-	-	
-	5	KEBAIER NIHEL	-	1	-	1	
Others			-	-	-	-	
Total Team			25	9	35	69	23.19





P-3 VOLLEYBALL • Match players ranking

2009 FIVB Girls' Youth World Championship
Pool G - Round 2 / Places 9-16




Match: 32 **Date:** 07.07.2009 **Spectators:** 300
City: Nakhonratchasima
Hall: Chalermphrakiat Stadium
Match duration: **Start:** 17:45 **End:** 18:55 **Total:** 1:10

Teams	Sets	1	2	3	4	5	Total
TUN	0	9	18	19			46
SVK	3	25	25	25			75
Set duration		0:18	0:23	0:23			1:04




SVK • Slovakia



Spike

Succ. %
Limit: 15.00%

Rk	No	Name	Spikes	Faults	Shots	Total Attempts	Note
1	12	RADOSOVA Nikola	11	1	10	22	50.00
2	13	KRISKOVA Romana	7	-	8	15	46.67
3	5	PALGUTOVA Karin	7	3	12	22	31.82
-	7	CRKONOVA Tatiana	2	-	8	10	
-	6	KUBALIAKOVA Radka	3	2	4	9	
-	4	DROBNAKOVA Dominika	3	1	4	8	
-	11	HERELOVA Nina	2	-	3	5	
-	10	KOSOVA Simona	3	-	1	4	
-	2	LUKACOVA Simona	-	-	3	3	
-	1	ABRHAMOVA Michaela	-	-	-	-	
-	8	SMATANIKOVA Jaroslava	-	-	-	-	
-	15	NIKMONOVA Lucia	-	-	-	-	
Others			-	-	-	-	
Total Team			38	7	53	98	38.78



Block

Avg. by set

Rk	No	Name	Kill Blocks	Faults	Rebounds	Total Attempts	Note
1	11	HERELOVA Nina	4	2	9	15	1.33
2	13	KRISKOVA Romana	3	-	3	6	1.00
2	4	DROBNAKOVA Dominika	3	1	2	6	1.00
4	7	CRKONOVA Tatiana	2	2	6	10	0.67
5	5	PALGUTOVA Karin	1	-	4	5	0.33
-	1	ABRHAMOVA Michaela	-	-	-	-	
-	6	KUBALIAKOVA Radka	-	-	-	-	
-	8	SMATANIKOVA Jaroslava	-	-	-	-	
-	15	NIKMONOVA Lucia	-	-	-	-	
-	10	KOSOVA Simona	-	1	2	3	
-	12	RADOSOVA Nikola	-	1	1	2	
-	2	LUKACOVA Simona	-	1	-	1	
Others			-	-	-	-	
Total Team			13	8	27	48	4.33





P-3 VOLLEYBALL • Match players ranking

2009 FIVB Girls' Youth World Championship
Pool G - Round 2 / Places 9-16




Match: 32 **Date:** 07.07.2009 **Spectators:** 300
City: Nakhonratchasima
Hall: Chalermphrakiat Stadium
Match duration: **Start:** 17:45 **End:** 18:55 **Total:** 1:10

Teams	Sets	1	2	3	4	5	Total
TUN	0	9	18	19			46
SVK	3	25	25	25			75
Set duration		0:18	0:23	0:23			1:04



SVK • Slovakia




Serve

Avg. by set

Rk	No	Name	Aces	Faults	Serve Hits	Total Attempts	Note
1	5	PALGUTOVA Karin	4	1	10	15	1.33
2	12	RADOSOVA Nikola	3	-	10	13	1.00
3	6	KUBALIAKOVA Radka	1	-	8	9	0.33
3	10	KOSOVA Simona	1	-	3	4	0.33
3	7	CRKONOVA Tatiana	1	1	8	10	0.33
-	1	ABRHAMOVA Michaela	-	-	-	-	
-	2	LUKACOVA Simona	-	-	6	6	
-	8	SMATANIKOVA Jaroslava	-	-	7	7	
-	13	KRISKOVA Romana	-	-	2	2	
-	15	NIKMONOVA Lucia	-	-	-	-	
-	11	HERELOVA Nina	-	1	4	5	
-	4	DROBNAKOVA Dominika	-	1	1	2	
Others			-	-	-	-	
Total Team			10	4	59	73	3.33

Team

Opponent errors & Team faults	14	-		14	
-------------------------------	----	---	--	----	--



Dig

Avg. by set

Rk	No	Name	Digs	Faults	Receptions	Total Attempts	Note
1	15	NIKMONOVA Lucia	5	4	9	18	1.67
2	5	PALGUTOVA Karin	4	2	8	14	1.33
3	12	RADOSOVA Nikola	2	4	3	9	0.67
4	10	KOSOVA Simona	1	-	-	1	0.33
4	13	KRISKOVA Romana	1	3	8	12	0.33
4	4	DROBNAKOVA Dominika	1	2	4	7	0.33
-	1	ABRHAMOVA Michaela	-	-	-	-	
-	6	KUBALIAKOVA Radka	-	-	2	2	
-	8	SMATANIKOVA Jaroslava	-	-	3	3	
-	7	CRKONOVA Tatiana	-	1	8	9	
-	2	LUKACOVA Simona	-	2	3	5	
-	11	HERELOVA Nina	-	2	3	5	
Others			-	-	-	-	
Total Team			14	20	51	85	4.67





P-3 VOLLEYBALL • Match players ranking

2009 FIVB Girls' Youth World Championship
Pool G - Round 2 / Places 9-16



Match: 32 **Date:** 07.07.2009 **Spectators:** 300
City: Nakhonratchasima
Hall: Chalermphrakiat Stadium
Match duration: **Start:** 17:45 **End:** 18:55 **Total:** 1:10

Teams	Sets	1	2	3	4	5	Total
TUN	0	9	18	19			46
SVK	3	25	25	25			75
Set duration		0:18	0:23	0:23			1:04




SVK • Slovakia



Set

Avg. by set

Rk	No	Name	Running Sets	Faults	Still Sets	Total Attempts	Note
1	8	SMATANIKOVA Jaroslava	23	-	11	34	7.67
2	2	LUKACOVA Simona	12	-	27	39	4.00
3	11	HERELOVA Nina	1	-	2	3	0.33
-	1	ABRHAMOVA Michaela	-	-	-	-	
-	4	DROBNAKOVA Dominika	-	-	1	1	
-	5	PALGUTOVA Karin	-	-	5	5	
-	6	KUBALIAKOVA Radka	-	-	1	1	
-	7	CRKONOVA Tatiana	-	-	3	3	
-	10	KOSOVA Simona	-	-	-	-	
-	12	RADOSOVA Nikola	-	-	5	5	
-	13	KRISKOVA Romana	-	-	2	2	
-	15	NIKMONOVA Lucia	-	-	-	-	
Others			-	-	-	-	
Total Team			36	-	57	93	12.00



Reception

Eff. %
Limit: 25.00%

Rk	No	Name	Excellents	Faults	Serve Receptions	Total Attempts	Note
1	15	NIKMONOVA Lucia	5	1	10	16	25.00
-	12	RADOSOVA Nikola	2	1	6	9	
-	5	PALGUTOVA Karin	4	3	2	9	
-	1	ABRHAMOVA Michaela	-	-	-	-	
-	2	LUKACOVA Simona	-	-	-	-	
-	4	DROBNAKOVA Dominika	-	-	-	-	
-	7	CRKONOVA Tatiana	-	-	-	-	
-	8	SMATANIKOVA Jaroslava	-	-	-	-	
-	10	KOSOVA Simona	-	-	-	-	
-	11	HERELOVA Nina	-	-	-	-	
-	13	KRISKOVA Romana	-	-	-	-	
-	6	KUBALIAKOVA Radka	1	2	5	8	
Others			-	-	-	-	
Total Team			12	7	23	42	11.90

