




P-3 VOLLEYBALL • Match players ranking

2009 FIVB Girls' Youth World Championship
Pool H - Round 2 / Places 9-16




Match: 31 **Date:** 07.07.2009 **Spectators:** 800
City: Nakhonratchasima
Hall: Chalermphrakiat Stadium
Match duration: **Start:** 15:00 **End:** 17:05 **Total:** 2:05

Teams	Sets	1	2	3	4	5	Total
CHN	2	25	22	18	25	6	96
DOM	3	22	25	25	21	15	108
Set duration		0:21	0:26	0:29	0:25	0:12	1:53




CHN • China



Spike

Succ. %
Limit: 15.00%

Rk	No	Name	Spikes	Faults	Shots	Total Attempts	Note
1	8	Zhang Xiaoya	15	1	16	32	46.88
2	7	Wang Yang	14	6	23	43	32.56
3	6	Duan Fang	8	7	11	26	30.77
4	11	Wang Wei	7	5	17	29	24.14
-	14	Yang Fangxu	3	4	7	14	
-	5	Yao Di	-	1	10	11	
-	10	Cheng Long	-	-	3	3	
-	1	Huang Liuyan	-	-	-	-	
-	2	Liu Mingjuan	-	-	-	-	
-	4	Liu Peiyi	-	-	-	-	
-	9	Ye Qi	-	-	-	-	
-	13	Wang Ying	-	-	-	-	
Others			-	-	-	-	
Total Team			47	24	87	158	29.75



Block

Avg. by set

Rk	No	Name	Kill Blocks	Faults	Rebounds	Total Attempts	Note
1	8	Zhang Xiaoya	8	2	8	18	1.60
2	7	Wang Yang	3	-	9	12	0.60
3	6	Duan Fang	2	-	2	4	0.40
3	14	Yang Fangxu	2	1	2	5	0.40
3	11	Wang Wei	2	3	5	10	0.40
3	5	Yao Di	2	4	5	11	0.40
-	1	Huang Liuyan	-	-	-	-	
-	2	Liu Mingjuan	-	-	-	-	
-	4	Liu Peiyi	-	-	-	-	
-	9	Ye Qi	-	-	-	-	
-	10	Cheng Long	-	-	-	-	
-	13	Wang Ying	-	-	-	-	
Others			-	-	-	-	
Total Team			19	10	31	60	3.80






P-3 VOLLEYBALL • Match players ranking

2009 FIVB Girls' Youth World Championship
Pool H - Round 2 / Places 9-16




Match: 31 **Date:** 07.07.2009 **Spectators:** 800
City: Nakhonratchasima
Hall: Chalermphrakiat Stadium
Match duration: **Start:** 15:00 **End:** 17:05 **Total:** 2:05

Teams	Sets	1	2	3	4	5	Total
CHN	2	25	22	18	25	6	96
DOM	3	22	25	25	21	15	108
Set duration		0:21	0:26	0:29	0:25	0:12	1:53



CHN • China




Serve

Avg. by set

Rk	No	Name	Aces	Faults	Serve Hits	Total Attempts	Note
1	5	Yao Di	2	1	13	16	0.40
2	6	Duan Fang	1	5	6	12	0.20
-	1	Huang Liuyan	-	-	-	-	
-	2	Liu Mingjuan	-	-	-	-	
-	4	Liu Peiyi	-	-	-	-	
-	9	Ye Qi	-	-	-	-	
-	10	Cheng Long	-	-	-	-	
-	11	Wang Wei	-	-	28	28	
-	13	Wang Ying	-	-	-	-	
-	14	Yang Fangxu	-	1	10	11	
-	8	Zhang Xiaoya	-	2	15	17	
-	7	Wang Yang	-	2	11	13	
Others			-	-	-	-	
Total Team			3	11	83	97	0.60

Team

Opponent errors & Team faults	27	-		27	
-------------------------------	----	---	--	----	--



Dig

Avg. by set

Rk	No	Name	Digs	Faults	Receptions	Total Attempts	Note
1	1	Huang Liuyan	7	9	13	29	1.40
2	8	Zhang Xiaoya	4	1	5	10	0.80
2	5	Yao Di	4	12	11	27	0.80
4	7	Wang Yang	2	7	10	19	0.40
5	14	Yang Fangxu	1	5	7	13	0.20
-	2	Liu Mingjuan	-	-	-	-	
-	4	Liu Peiyi	-	-	-	-	
-	9	Ye Qi	-	-	-	-	
-	11	Wang Wei	-	5	3	8	
-	6	Duan Fang	-	7	3	10	
-	10	Cheng Long	-	3	-	3	
-	13	Wang Ying	-	2	-	2	
Others			-	-	-	-	
Total Team			18	51	52	121	3.60






P-3 VOLLEYBALL • Match players ranking

2009 FIVB Girls' Youth World Championship
Pool H - Round 2 / Places 9-16




Match: 31 **Date:** 07.07.2009 **Spectators:** 800
City: Nakhonratchasima
Hall: Chalermphrakiat Stadium
Match duration: **Start:** 15:00 **End:** 17:05 **Total:** 2:05

Teams	Sets	1	2	3	4	5	Total
CHN	2	25	22	18	25	6	96
DOM	3	22	25	25	21	15	108
Set duration		0:21	0:26	0:29	0:25	0:12	1:53



CHN • China



Set

Avg. by set

Rk	No	Name	Running Sets	Faults	Still Sets	Total Attempts	Note
1	5	Yao Di	64	2	51	117	12.80
-	1	Huang Liuyan	-	-	3	3	
-	2	Liu Mingjuan	-	-	-	-	
-	4	Liu Peiyi	-	-	-	-	
-	6	Duan Fang	-	-	2	2	
-	8	Zhang Xiaoya	-	-	3	3	
-	9	Ye Qi	-	-	-	-	
-	10	Cheng Long	-	-	2	2	
-	11	Wang Wei	-	-	1	1	
-	13	Wang Ying	-	-	1	1	
-	14	Yang Fangxu	-	-	9	9	
-	7	Wang Yang	-	1	8	9	
Others			-	-	-	-	
Total Team			64	3	80	147	12.80



Reception

Eff. %
Limit: 25.00%

Rk	No	Name	Excellents	Faults	Serve Receptions	Total Attempts	Note
1	1	Huang Liuyan	26	4	15	45	48.89
-	7	Wang Yang	12	2	6	20	
-	13	Wang Ying	12	1	4	17	
-	14	Yang Fangxu	-	-	8	8	
-	6	Duan Fang	1	1	2	4	
-	11	Wang Wei	1	1	2	4	
-	8	Zhang Xiaoya	1	-	1	2	
-	2	Liu Mingjuan	-	-	-	-	
-	4	Liu Peiyi	-	-	-	-	
-	5	Yao Di	-	-	-	-	
-	9	Ye Qi	-	-	-	-	
-	10	Cheng Long	-	-	-	-	
Others			-	-	-	-	
Total Team			53	9	38	100	44.00






P-3 VOLLEYBALL • Match players ranking

2009 FIVB Girls' Youth World Championship
Pool H - Round 2 / Places 9-16




Match: 31 **Date:** 07.07.2009 **Spectators:** 800
City: Nakhonratchasima
Hall: Chalermphrakiat Stadium
Match duration: **Start:** 15:00 **End:** 17:05 **Total:** 2:05

Teams	Sets	1	2	3	4	5	Total
CHN	2	25	22	18	25	6	96
DOM	3	22	25	25	21	15	108
Set duration		0:21	0:26	0:29	0:25	0:12	1:53




DOM • Dominican Rep.



Spike

Succ. %
Limit: 15.00%

Rk	No	Name	Spikes	Faults	Shots	Total Attempts	Note
1	6	Binet Stephens Ana Yorkira	15	10	26	51	29.41
2	15	Arias Perez Candida Estefany	7	8	9	24	29.17
3	10	Ramirez Espinal Yeniffer Cristina	6	8	17	31	19.35
-	11	Peña Isabel Yonkaira Paola	9	3	7	19	
-	1	Fersola Norberto Marianne	9	-	9	18	
-	12	Reyes Hinojosa Gabriela Alexandra	2	3	4	9	
-	3	Heredia de la Cruz Zoraida	-	-	1	1	
-	4	Jorge Ubiera Laura Ivette	-	-	-	-	
-	5	Moreno Beras Alicia Basilenni	-	-	-	-	
-	8	Pineda Nivar Erika Alexandra	-	-	-	-	
-	9	Soriano Olivo Andrea Nicole	-	-	-	-	
-	13	De Jesus Garcia Estephania	-	-	-	-	
Others			-	-	-	-	
Total Team			48	32	73	153	31.37



Block

Avg. by set

Rk	No	Name	Kill Blocks	Faults	Rebounds	Total Attempts	Note
1	1	Fersola Norberto Marianne	8	1	10	19	1.60
2	15	Arias Perez Candida Estefany	7	3	12	22	1.40
3	11	Peña Isabel Yonkaira Paola	3	2	2	7	0.60
4	6	Binet Stephens Ana Yorkira	1	1	3	5	0.20
4	12	Reyes Hinojosa Gabriela Alexandra	1	1	1	3	0.20
-	3	Heredia de la Cruz Zoraida	-	-	-	-	
-	4	Jorge Ubiera Laura Ivette	-	-	-	-	
-	5	Moreno Beras Alicia Basilenni	-	-	-	-	
-	8	Pineda Nivar Erika Alexandra	-	-	-	-	
-	9	Soriano Olivo Andrea Nicole	-	-	-	-	
-	13	De Jesus Garcia Estephania	-	-	-	-	
-	10	Ramirez Espinal Yeniffer Cristina	-	2	5	7	
Others			-	-	-	-	
Total Team			20	10	33	63	4.00






P-3 VOLLEYBALL • Match players ranking

2009 FIVB Girls' Youth World Championship
Pool H - Round 2 / Places 9-16




Match: 31 **Date:** 07.07.2009 **Spectators:** 800
City: Nakhonratchasima
Hall: Chalermphrakiat Stadium
Match duration: **Start:** 15:00 **End:** 17:05 **Total:** 2:05

Teams	Sets	1	2	3	4	5	Total
CHN	2	25	22	18	25	6	96
DOM	3	22	25	25	21	15	108
Set duration		0:21	0:26	0:29	0:25	0:12	1:53



DOM • Dominican Rep.



Serve

Avg. by set

Rk	No	Name	Aces	Faults	Serve Hits	Total Attempts	Note
1	6	Binet Stephens Ana Yorkira	3	-	20	23	0.60
2	10	Ramirez Espinal Yeniffer Cristina	2	-	18	20	0.40
2	8	Pineda Nivar Erika Alexandra	2	2	7	11	0.40
4	15	Arias Perez Candida Estefany	1	1	7	9	0.20
-	1	Fersola Norberto Marianne	-	-	12	12	
-	3	Heredia de la Cruz Zoraida	-	-	-	-	
-	4	Jorge Ubiera Laura Ivette	-	-	-	-	
-	5	Moreno Beras Alicia Basilenni	-	-	11	11	
-	9	Soriano Olivo Andrea Nicole	-	-	-	-	
-	13	De Jesus Garcia Estephania	-	-	-	-	
-	12	Reyes Hinojosa Gabriela Alexandra	-	1	12	13	
-	11	Peña Isabel Yonkaira Paola	-	3	5	8	
Others			-	-	-	-	
Total Team			8	7	92	107	1.60

Team

Opponent errors & Team faults	32	-		32	
-------------------------------	----	---	--	----	--



Dig

Avg. by set

Rk	No	Name	Digs	Faults	Receptions	Total Attempts	Note
1	3	Heredia de la Cruz Zoraida	5	8	13	26	1.00
2	6	Binet Stephens Ana Yorkira	3	9	13	25	0.60
3	10	Ramirez Espinal Yeniffer Cristina	2	15	6	23	0.40
4	11	Peña Isabel Yonkaira Paola	1	4	8	13	0.20
4	1	Fersola Norberto Marianne	1	2	3	6	0.20
-	4	Jorge Ubiera Laura Ivette	-	-	-	-	
-	5	Moreno Beras Alicia Basilenni	-	-	3	3	
-	9	Soriano Olivo Andrea Nicole	-	-	-	-	
-	13	De Jesus Garcia Estephania	-	-	-	-	
-	12	Reyes Hinojosa Gabriela Alexandra	-	3	9	12	
-	8	Pineda Nivar Erika Alexandra	-	1	1	2	
-	15	Arias Perez Candida Estefany	-	2	2	4	
Others			-	-	-	-	
Total Team			12	44	58	114	2.40






P-3 VOLLEYBALL • Match players ranking

2009 FIVB Girls' Youth World Championship
Pool H - Round 2 / Places 9-16



Match: 31 **Date:** 07.07.2009 **Spectators:** 800
City: Nakhonratchasima
Hall: Chalermphrakiat Stadium
Match duration: **Start:** 15:00 **End:** 17:05 **Total:** 2:05

Teams	Sets	1	2	3	4	5	Total
CHN	2	25	22	18	25	6	96
DOM	3	22	25	25	21	15	108
Set duration		0:21	0:26	0:29	0:25	0:12	1:53



DOM • Dominican Rep.



Set

Avg. by set

Rk	No	Name	Running Sets	Faults	Still Sets	Total Attempts	Note
1	12	Reyes Hinojosa Gabriela Alexandra	42	-	65	107	8.40
2	13	De Jesus Garcia Estephania	2	-	3	5	0.40
3	15	Arias Perez Candida Estefany	1	-	5	6	0.20
-	1	Fersola Norberto Marianne	-	-	2	2	
-	3	Heredia de la Cruz Zoraida	-	-	3	3	
-	4	Jorge Ubiera Laura Ivette	-	-	-	-	
-	5	Moreno Beras Alicia Basilenni	-	-	1	1	
-	6	Binet Stephens Ana Yorkira	-	-	4	4	
-	8	Pineda Nivar Erika Alexandra	-	-	-	-	
-	9	Soriano Olivo Andrea Nicole	-	-	-	-	
-	10	Ramirez Espinal Yeniffer Cristina	-	-	4	4	
-	11	Peña Isabel Yonkaira Paola	-	-	3	3	
Others			-	-	-	-	
Total Team			45	-	90	135	9.00



Reception

Eff. %
Limit: 25.00%

Rk	No	Name	Excellents	Faults	Serve Receptions	Total Attempts	Note
1	3	Heredia de la Cruz Zoraida	13	2	17	32	34.38
2	6	Binet Stephens Ana Yorkira	14	-	33	47	29.79
-	10	Ramirez Espinal Yeniffer Cristina	3	1	-	4	
-	5	Moreno Beras Alicia Basilenni	1	-	-	1	
-	11	Peña Isabel Yonkaira Paola	-	-	1	1	
-	12	Reyes Hinojosa Gabriela Alexandra	-	-	1	1	
-	1	Fersola Norberto Marianne	-	-	-	-	
-	4	Jorge Ubiera Laura Ivette	-	-	-	-	
-	8	Pineda Nivar Erika Alexandra	-	-	-	-	
-	9	Soriano Olivo Andrea Nicole	-	-	-	-	
-	13	De Jesus Garcia Estephania	-	-	-	-	
-	15	Arias Perez Candida Estefany	-	-	-	-	
Others			-	-	-	-	
Total Team			31	3	52	86	32.56

