



P-3 VOLLEYBALL • Match players ranking

2009 FIVB Girls' Youth World Championship
Pool G - Round 2 / Places 9-16




Match: 29 **Date:** 07.07.2009 **Spectators:** 550
City: Nakhonratchasima
Hall: Chalermphrakiat Stadium
Match duration: **Start:** 10:30 **End:** 11:49 **Total:** 1:19

Teams	Sets	1	2	3	4	5	Total
GER	3	26	25	25			76
USA	0	24	20	13			57
Set duration		0:23	0:29	0:21			1:13




GER • Germany



Spike

Succ. %
Limit: 15.00%

Rk	No	Name	Spikes	Faults	Shots	Total Attempts	Note
1	13	Großer Tanja	12	5	10	27	44.44
2	17	Boin Anika	8	3	15	26	30.77
3	7	Quade Ann-Christin	4	4	12	20	20.00
-	9	Hero Julia	4	1	3	8	
-	10	Joachim Tanja	-	-	4	4	
-	2	Mommert Corinna	-	1	3	4	
-	8	Schäperklaus Rebecca	1	-	2	3	
-	1	Gschwendtner Lena	-	-	1	1	
-	4	Hoja Anna	-	-	-	-	
-	6	Fuchs Sina	-	-	-	-	
-	11	Meyerink Bianca	-	-	-	-	
-	15	Klemm Hannah	-	-	-	-	
Others			-	-	-	-	
Total Team			29	14	50	93	31.18



Block

Avg. by set

Rk	No	Name	Kill Blocks	Faults	Rebounds	Total Attempts	Note
1	9	Hero Julia	4	3	6	13	1.33
2	10	Joachim Tanja	3	-	5	8	1.00
2	2	Mommert Corinna	3	2	5	10	1.00
4	7	Quade Ann-Christin	1	3	4	8	0.33
-	1	Gschwendtner Lena	-	-	-	-	
-	4	Hoja Anna	-	-	-	-	
-	6	Fuchs Sina	-	-	-	-	
-	8	Schäperklaus Rebecca	-	-	2	2	
-	11	Meyerink Bianca	-	-	-	-	
-	13	Großer Tanja	-	-	-	-	
-	15	Klemm Hannah	-	-	-	-	
-	17	Boin Anika	-	1	1	2	
Others			-	-	-	-	
Total Team			11	9	23	43	3.67





P-3 VOLLEYBALL • Match players ranking

2009 FIVB Girls' Youth World Championship
Pool G - Round 2 / Places 9-16




Match: 29 **Date:** 07.07.2009 **Spectators:** 550
City: Nakhonratchasima
Hall: Chalermphrakiat Stadium
Match duration: **Start:** 10:30 **End:** 11:49 **Total:** 1:19

Teams	Sets	1	2	3	4	5	Total
GER	3	26	25	25			76
USA	0	24	20	13			57
Set duration		0:23	0:29	0:21			1:13



GER • Germany



Serve

Avg. by set

Rk	No	Name	Aces	Faults	Serve Hits	Total Attempts	Note
1	10	Joachim Tanja	3	-	5	8	1.00
1	7	Quade Ann-Christin	3	1	17	21	1.00
1	17	Boin Anika	3	1	15	19	1.00
4	8	Schäperklaus Rebecca	1	-	5	6	0.33
-	1	Gschwendtner Lena	-	-	-	-	
-	2	Mommert Corinna	-	-	4	4	
-	4	Hoja Anna	-	-	-	-	
-	6	Fuchs Sina	-	-	-	-	
-	9	Hero Julia	-	-	7	7	
-	11	Meyerink Bianca	-	-	-	-	
-	15	Klemm Hannah	-	-	-	-	
-	13	Großer Tanja	-	1	8	9	
Others			-	-	-	-	
Total Team			10	3	61	74	3.33

Team

Opponent errors & Team faults	26	-		26	
-------------------------------	----	---	--	----	--



Dig

Avg. by set

Rk	No	Name	Digs	Faults	Receptions	Total Attempts	Note
1	1	Gschwendtner Lena	7	8	5	20	2.33
2	13	Großer Tanja	6	5	7	18	2.00
3	7	Quade Ann-Christin	3	4	5	12	1.00
3	17	Boin Anika	3	5	2	10	1.00
5	9	Hero Julia	2	1	1	4	0.67
6	10	Joachim Tanja	1	3	4	8	0.33
-	2	Mommert Corinna	-	-	1	1	
-	4	Hoja Anna	-	-	-	-	
-	6	Fuchs Sina	-	-	-	-	
-	8	Schäperklaus Rebecca	-	-	1	1	
-	11	Meyerink Bianca	-	-	-	-	
-	15	Klemm Hannah	-	-	-	-	
Others			-	-	-	-	
Total Team			22	26	26	74	7.33





P-3 VOLLEYBALL • Match players ranking

2009 FIVB Girls' Youth World Championship
Pool G - Round 2 / Places 9-16



Match: 29 **Date:** 07.07.2009 **Spectators:** 550
City: Nakhonratchasima
Hall: Chalermphrakiat Stadium
Match duration: **Start:** 10:30 **End:** 11:49 **Total:** 1:19

Teams	Sets	1	2	3	4	5	Total
GER	3	26	25	25			76
USA	0	24	20	13			57
Set duration		0:23	0:29	0:21			1:13



GER • Germany



Set

Avg. by set

Rk	No	Name	Running Sets	Faults	Still Sets	Total Attempts	Note
1	10	Joachim Tanja	31	1	42	74	10.33
2	17	Boin Anika	1	-	3	4	0.33
-	1	Gschwendtner Lena	-	-	-	-	
-	2	Mommert Corinna	-	-	2	2	
-	4	Hoja Anna	-	-	-	-	
-	6	Fuchs Sina	-	-	-	-	
-	7	Quade Ann-Christin	-	-	2	2	
-	8	Schäperklaus Rebecca	-	-	-	-	
-	9	Hero Julia	-	-	2	2	
-	11	Meyerink Bianca	-	-	-	-	
-	13	Großer Tanja	-	-	2	2	
-	15	Klemm Hannah	-	-	-	-	
Others			-	-	-	-	
Total Team			32	1	53	86	10.67



Reception

Eff. %
Limit: 25.00%

Rk	No	Name	Excellents	Faults	Serve Receptions	Total Attempts	Note
1	1	Gschwendtner Lena	12	2	12	26	38.46
-	7	Quade Ann-Christin	5	1	5	11	
-	13	Großer Tanja	1	1	9	11	
-	9	Hero Julia	-	-	2	2	
-	2	Mommert Corinna	-	-	1	1	
-	4	Hoja Anna	-	-	-	-	
-	6	Fuchs Sina	-	-	-	-	
-	8	Schäperklaus Rebecca	-	-	-	-	
-	10	Joachim Tanja	-	-	-	-	
-	11	Meyerink Bianca	-	-	-	-	
-	15	Klemm Hannah	-	-	-	-	
-	17	Boin Anika	-	-	-	-	
Others			-	-	-	-	
Total Team			18	4	29	51	27.45





P-3 VOLLEYBALL • Match players ranking

2009 FIVB Girls' Youth World Championship
Pool G - Round 2 / Places 9-16



Match: 29 **Date:** 07.07.2009 **Spectators:** 550
City: Nakhonratchasima
Hall: Chalermphrakiat Stadium
Match duration: **Start:** 10:30 **End:** 11:49 **Total:** 1:19

Teams	Sets	1	2	3	4	5	Total
GER	3	26	25	25			76
USA	0	24	20	13			57
Set duration		0:23	0:29	0:21			1:13




USA • United States of America



Spike

Succ. %
Limit: 15.00%

Rk	No	Name	Spikes	Faults	Shots	Total Attempts	Note
1	5	Eckerman Haley	9	3	14	26	34.62
2	2	Bell Katherine	6	4	11	21	28.57
3	19	Wopat Carly	5	2	16	23	21.74
-	4	Denney Erica	3	1	4	8	
-	8	McHugh Andrea	1	-	6	7	
-	1	Allison Hannah	1	2	2	5	
-	16	Thomas Carly	1	1	2	4	
-	18	Wopat Samantha	-	-	3	3	
-	10	Messing Kathleen	1	1	1	3	
-	3	Bonilla Jennifer	-	-	1	1	
-	9	Hutson Madelyn	-	-	-	-	
-	13	Okoro Olivia	-	-	-	-	
Others			-	-	-	-	
Total Team			27	14	60	101	26.73



Block

Avg. by set

Rk	No	Name	Kill Blocks	Faults	Rebounds	Total Attempts	Note
1	2	Bell Katherine	5	1	3	9	1.67
2	16	Thomas Carly	3	1	2	6	1.00
3	1	Allison Hannah	2	-	1	3	0.67
4	4	Denney Erica	1	-	2	3	0.33
4	8	McHugh Andrea	1	-	2	3	0.33
4	19	Wopat Carly	1	1	2	4	0.33
-	3	Bonilla Jennifer	-	-	-	-	
-	9	Hutson Madelyn	-	-	-	-	
-	10	Messing Kathleen	-	-	1	1	
-	13	Okoro Olivia	-	-	-	-	
-	5	Eckerman Haley	-	1	2	3	
-	18	Wopat Samantha	-	2	-	2	
Others			-	-	-	-	
Total Team			13	6	15	34	4.33






P-3 VOLLEYBALL • Match players ranking

2009 FIVB Girls' Youth World Championship
Pool G - Round 2 / Places 9-16




Match: 29 **Date:** 07.07.2009 **Spectators:** 550
City: Nakhonratchasima
Hall: Chalermphrakiat Stadium
Match duration: **Start:** 10:30 **End:** 11:49 **Total:** 1:19

Teams	Sets	1	2	3	4	5	Total
GER	3	26	25	25			76
USA	0	24	20	13			57
Set duration		0:23	0:29	0:21			1:13



USA • United States of America




Serve

Avg. by set

Rk	No	Name	Aces	Faults	Serve Hits	Total Attempts	Note
1	5	Eckerman Haley	2	-	9	11	0.67
2	10	Messing Kathleen	1	1	2	4	0.33
-	3	Bonilla Jennifer	-	-	-	-	
-	8	McHugh Andrea	-	-	4	4	
-	9	Hutson Madelyn	-	-	-	-	
-	13	Okoro Olivia	-	-	-	-	
-	4	Denney Erica	-	1	9	10	
-	19	Wopat Carly	-	1	6	7	
-	16	Thomas Carly	-	1	5	6	
-	1	Allison Hannah	-	1	4	5	
-	2	Bell Katherine	-	2	6	8	
-	18	Wopat Samantha	-	1	3	4	
Others			-	-	-	-	
Total Team			3	8	48	59	1.00

Team

Opponent errors & Team faults	14	-		14	
-------------------------------	----	---	--	----	--



Dig

Avg. by set

Rk	No	Name	Digs	Faults	Receptions	Total Attempts	Note
1	3	Bonilla Jennifer	4	7	8	19	1.33
2	8	McHugh Andrea	2	2	7	11	0.67
2	1	Allison Hannah	2	1	2	5	0.67
2	18	Wopat Samantha	2	4	1	7	0.67
2	16	Thomas Carly	2	5	1	8	0.67
6	19	Wopat Carly	1	4	7	12	0.33
6	5	Eckerman Haley	1	5	-	6	0.33
-	9	Hutson Madelyn	-	-	-	-	
-	13	Okoro Olivia	-	-	-	-	
-	2	Bell Katherine	-	1	3	4	
-	10	Messing Kathleen	-	2	2	4	
-	4	Denney Erica	-	2	1	3	
Others			-	-	-	-	
Total Team			14	33	32	79	4.67





P-3 VOLLEYBALL • Match players ranking

2009 FIVB Girls' Youth World Championship
Pool G - Round 2 / Places 9-16



Match: 29 **Date:** 07.07.2009 **Spectators:** 550
City: Nakhonratchasima
Hall: Chalermphrakiat Stadium
Match duration: **Start:** 10:30 **End:** 11:49 **Total:** 1:19

Teams	Sets	1	2	3	4	5	Total
GER	3	26	25	25			76
USA	0	24	20	13			57
Set duration		0:23	0:29	0:21			1:13



USA • United States of America



Set

Avg. by set

Rk	No	Name	Running Sets	Faults	Still Sets	Total Attempts	Note
1	16	Thomas Carly	31	2	30	63	10.33
2	1	Allison Hannah	11	-	12	23	3.67
-	2	Bell Katherine	-	-	-	-	
-	3	Bonilla Jennifer	-	-	4	4	
-	4	Denney Erica	-	-	-	-	
-	8	McHugh Andrea	-	-	1	1	
-	9	Hutson Madelyn	-	-	-	-	
-	10	Messing Kathleen	-	-	-	-	
-	13	Okoro Olivia	-	-	-	-	
-	18	Wopat Samantha	-	-	1	1	
-	19	Wopat Carly	-	-	2	2	
-	5	Eckerman Haley	-	2	3	5	
Others			-	-	-	-	
Total Team			42	4	53	99	14.00



Reception

Eff. %
Limit: 25.00%

Rk	No	Name	Excellents	Faults	Serve Receptions	Total Attempts	Note
1	3	Bonilla Jennifer	13	3	13	29	34.48
-	19	Wopat Carly	6	2	6	14	
-	1	Allison Hannah	2	2	5	9	
-	8	McHugh Andrea	2	2	5	9	
-	10	Messing Kathleen	1	-	1	2	
-	5	Eckerman Haley	-	-	1	1	
-	2	Bell Katherine	-	-	-	-	
-	4	Denney Erica	-	-	-	-	
-	9	Hutson Madelyn	-	-	-	-	
-	13	Okoro Olivia	-	-	-	-	
-	16	Thomas Carly	-	-	-	-	
-	18	Wopat Samantha	1	2	4	7	
Others			-	-	-	-	
Total Team			25	11	35	71	19.72

