



P-3 VOLLEYBALL • Match players ranking

2009 FIVB Girls' Youth World Championship
Pool F - Round 2 / Places 1-8




Match: 26 **Date:** 07.07.2009 **Spectators:** 3'600
City: Nakhonratchasima
Hall: M.C.C.Hall
Match duration: **Start:** 15:00 **End:** 16:07 **Total:** 1:07

Teams	Sets	1	2	3	4	5	Total
THA	0	12	21	21			54
BEL	3	25	25	25			75
Set duration		0:16	0:22	0:23			1:01




THA • Thailand



Spike

Succ. %
Limit: 15.00%

Rk	No	Name	Spikes	Faults	Shots	Total Attempts	Note
1	3	Chuewulim Sutadta	8	3	16	27	29.63
2	1	Luangtonglang Wanitchaya	7	3	17	27	25.93
-	13	THONGPHUN TAWINAN	4	2	8	14	
-	11	GUEDPARD PORNPUN	1	1	11	13	
-	12	Traijorhor Sureeporn	1	3	4	8	
-	18	Promrat Anongporn	2	2	3	7	
-	15	AEKPRADIT PAPIMON	-	-	1	1	
-	16	PROMJANYAR AREE	-	-	1	1	
-	17	WONGWIROT TALUBJAI	-	-	1	1	
-	5	HINLAD PIYASIRI	-	1	-	1	
-	6	Kunbang Pornpimol	-	1	-	1	
-	2	SATTAYANUCHIT WIRAWAN	-	-	-	-	
Others			-	-	-	-	
Total Team			23	16	62	101	22.77



Block

Avg. by set

Rk	No	Name	Kill Blocks	Faults	Rebounds	Total Attempts	Note
1	11	GUEDPARD PORNPUN	3	2	2	7	1.00
1	18	Promrat Anongporn	3	3	3	9	1.00
-	1	Luangtonglang Wanitchaya	-	-	4	4	
-	2	SATTAYANUCHIT WIRAWAN	-	-	-	-	
-	5	HINLAD PIYASIRI	-	-	2	2	
-	6	Kunbang Pornpimol	-	-	-	-	
-	15	AEKPRADIT PAPIMON	-	-	-	-	
-	16	PROMJANYAR AREE	-	-	-	-	
-	17	WONGWIROT TALUBJAI	-	-	-	-	
-	3	Chuewulim Sutadta	-	1	4	5	
-	13	THONGPHUN TAWINAN	-	1	3	4	
-	12	Traijorhor Sureeporn	-	4	8	12	
Others			-	-	-	-	
Total Team			6	11	26	43	2.00





P-3 VOLLEYBALL • Match players ranking

2009 FIVB Girls' Youth World Championship
Pool F - Round 2 / Places 1-8




Match: 26 **Date:** 07.07.2009 **Spectators:** 3'600
City: Nakhonratchasima
Hall: M.C.C.Hall
Match duration: **Start:** 15:00 **End:** 16:07 **Total:** 1:07

Teams	Sets	1	2	3	4	5	Total
THA	0	12	21	21			54
BEL	3	25	25	25			75
Set duration		0:16	0:22	0:23			1:01



THA • Thailand




Serve

Avg. by set

Rk	No	Name	Aces	Faults	Serve Hits	Total Attempts	Note
1	3	Chuewulim Sutadta	2	-	10	12	0.67
2	12	Traijorhor Sureporn	1	-	11	12	0.33
2	11	GUEDPARD PORNPUN	1	1	7	9	0.33
-	2	SATTAYANUCHIT WIRAWAN	-	-	-	-	
-	5	HINLAD PIYASIRI	-	-	1	1	
-	15	AEKPRADIT PAPIMON	-	-	1	1	
-	16	PROMJANYAR AREE	-	-	-	-	
-	17	WONGWIROT TALUBJAI	-	-	-	-	
-	1	Luangtonglang Wanitchaya	-	1	9	10	
-	18	Promrat Anongporn	-	1	4	5	
-	13	THONGPHUN TAWINAN	-	2	2	4	
-	6	Kunbang Pornpimol	-	1	-	1	
Others			-	-	-	-	
Total Team			4	6	45	55	1.33

Team

Opponent errors & Team faults	21	-		21	
-------------------------------	----	---	--	----	--



Dig

Avg. by set

Rk	No	Name	Digs	Faults	Receptions	Total Attempts	Note
1	13	THONGPHUN TAWINAN	4	7	11	22	1.33
2	16	PROMJANYAR AREE	3	4	7	14	1.00
3	18	Promrat Anongporn	1	3	4	8	0.33
3	3	Chuewulim Sutadta	1	8	5	14	0.33
-	2	SATTAYANUCHIT WIRAWAN	-	-	-	-	
-	5	HINLAD PIYASIRI	-	-	-	-	
-	6	Kunbang Pornpimol	-	-	-	-	
-	12	Traijorhor Sureporn	-	-	-	-	
-	15	AEKPRADIT PAPIMON	-	-	1	1	
-	11	GUEDPARD PORNPUN	-	8	6	14	
-	1	Luangtonglang Wanitchaya	-	6	3	9	
-	17	WONGWIROT TALUBJAI	-	1	-	1	
Others			-	-	-	-	
Total Team			9	37	37	83	3.00





P-3 VOLLEYBALL • Match players ranking

2009 FIVB Girls' Youth World Championship

Pool F - Round 2 / Places 1-8




Match: 26 **Date:** 07.07.2009 **Spectators:** 3'600
City: Nakhonratchasima
Hall: M.C.C.Hall
Match duration: Start: 15:00 End: 16:07 Total: 1:07

Teams	Sets	1	2	3	4	5	Total
THA	0	12	21	21			54
BEL	3	25	25	25			75
Set duration		0:16	0:22	0:23			1:01




THA • Thailand



Set

Avg. by set

Rk	No	Name	Running Sets	Faults	Still Sets	Total Attempts	Note
1	11	GUEDPARD PORNPUN	19	2	52	73	6.33
-	1	Luangtonglang Wanitchaya	-	-	1	1	
-	2	SATTAYANUCHIT WIRAWAN	-	-	-	-	
-	3	Chuewulim Sutadta	-	-	7	7	
-	5	HINLAD PIYASIRI	-	-	-	-	
-	6	Kunbang Pornpimol	-	-	1	1	
-	12	Traijorhor Sureeporn	-	-	2	2	
-	13	THONGPHUN TAWINAN	-	-	3	3	
-	15	AEKPRADIT PAPIMON	-	-	1	1	
-	16	PROMJANYAR AREE	-	-	3	3	
-	17	WONGWIROT TALUBJAI	-	-	-	-	
-	18	Promrat Anongporn	-	-	1	1	
Others			-	-	-	-	
Total Team			19	2	71	92	6.33



Reception

Eff. %
Limit: 25.00%

Rk	No	Name	Excellents	Faults	Serve Receptions	Total Attempts	Note
1	16	PROMJANYAR AREE	9	1	11	21	38.10
2	3	Chuewulim Sutadta	6	-	15	21	28.57
-	1	Luangtonglang Wanitchaya	1	1	6	8	
-	13	THONGPHUN TAWINAN	-	-	7	7	
-	17	WONGWIROT TALUBJAI	1	1	3	5	
-	2	SATTAYANUCHIT WIRAWAN	-	-	-	-	
-	5	HINLAD PIYASIRI	-	-	-	-	
-	6	Kunbang Pornpimol	-	-	-	-	
-	11	GUEDPARD PORNPUN	-	-	-	-	
-	12	Traijorhor Sureeporn	-	-	-	-	
-	15	AEKPRADIT PAPIMON	-	-	-	-	
-	18	Promrat Anongporn	-	-	-	-	
Others			-	-	-	-	
Total Team			17	3	42	62	22.58





P-3 VOLLEYBALL • Match players ranking

2009 FIVB Girls' Youth World Championship

Pool F - Round 2 / Places 1-8




Match: 26 **Date:** 07.07.2009 **Spectators:** 3'600
City: Nakhonratchasima
Hall: M.C.C.Hall
Match duration: **Start:** 15:00 **End:** 16:07 **Total:** 1:07

Teams	Sets	1	2	3	4	5	Total
THA	0	12	21	21			54
BEL	3	25	25	25			75
Set duration		0:16	0:22	0:23			1:01




BEL • Belgium



Spike

Succ. %
Limit: 15.00%

Rk	No	Name	Spikes	Faults	Shots	Total Attempts	Note
1	1	VAN HECKE Lise	19	1	21	41	46.34
2	13	THEVININ Juliette	6	3	8	17	35.29
3	4	DOVOGJA Sarah	3	3	8	14	21.43
-	5	HEYRMAN Laura	5	2	3	10	
-	9	VAN DE VYVER ILKA	1	-	5	6	
-	8	RUYSSCHAERT Elien	2	-	3	5	
-	3	KLINKENBERG Laurine	-	-	-	-	
-	6	BRUGMAN Delfien	-	-	-	-	
-	10	VAN DEN VONDER Lore	-	-	-	-	
-	11	VAN NIMMEN Sophie	-	-	-	-	
-	12	HERVENT Linde	-	-	-	-	
-	14	VLEUGELS Karolien	-	-	-	-	
Others			-	-	-	-	
Total Team			36	9	48	93	38.71



Block

Avg. by set

Rk	No	Name	Kill Blocks	Faults	Rebounds	Total Attempts	Note
1	4	DOVOGJA Sarah	3	-	1	4	1.00
1	5	HEYRMAN Laura	3	-	5	8	1.00
3	1	VAN HECKE Lise	2	3	4	9	0.67
4	8	RUYSSCHAERT Elien	1	1	8	10	0.33
4	9	VAN DE VYVER ILKA	1	2	2	5	0.33
-	3	KLINKENBERG Laurine	-	-	-	-	
-	6	BRUGMAN Delfien	-	-	-	-	
-	10	VAN DEN VONDER Lore	-	-	-	-	
-	11	VAN NIMMEN Sophie	-	-	-	-	
-	12	HERVENT Linde	-	-	-	-	
-	13	THEVININ Juliette	-	-	3	3	
-	14	VLEUGELS Karolien	-	-	-	-	
Others			-	-	-	-	
Total Team			10	6	23	39	3.33





P-3 VOLLEYBALL • Match players ranking


2009 FIVB Girls' Youth World Championship
Pool F - Round 2 / Places 1-8



Match: 26 **Date:** 07.07.2009 **Spectators:** 3'600
City: Nakhonratchasima
Hall: M.C.C.Hall
Match duration: **Start:** 15:00 **End:** 16:07 **Total:** 1:07

Teams	Sets	1	2	3	4	5	Total
THA	0	12	21	21			54
BEL	3	25	25	25			75
Set duration		0:16	0:22	0:23			1:01

BEL • Belgium




Serve

Avg. by set

Rk	No	Name	Aces	Faults	Serve Hits	Total Attempts	Note
1	4	DOVOGJA Sarah	2	2	5	9	0.67
2	5	HEYRMAN Laura	1	-	13	14	0.33
2	1	VAN HECKE Lise	1	3	5	9	0.33
-	3	KLINKENBERG Laurine	-	-	-	-	
-	6	BRUGMAN Delfien	-	-	-	-	
-	10	VAN DEN VONDER Lore	-	-	-	-	
-	11	VAN NIMMEN Sophie	-	-	-	-	
-	12	HERVENT Linde	-	-	-	-	
-	14	VLEUGELS Karolien	-	-	-	-	
-	8	RUYSSCHAERT Elien	-	1	14	15	
-	9	VAN DE VYVER ILKA	-	3	14	17	
-	13	THEVININ Juliette	-	3	7	10	
Others			-	-	-	-	
Total Team			4	12	58	74	1.33

Team

Opponent errors & Team faults	25	1		26	
-------------------------------	----	---	--	----	--



Dig

Avg. by set

Rk	No	Name	Digs	Faults	Receptions	Total Attempts	Note
1	9	VAN DE VYVER ILKA	3	6	5	14	1.00
-	1	VAN HECKE Lise	-	-	11	11	
-	3	KLINKENBERG Laurine	-	-	-	-	
-	6	BRUGMAN Delfien	-	-	2	2	
-	10	VAN DEN VONDER Lore	-	-	-	-	
-	12	HERVENT Linde	-	-	-	-	
-	14	VLEUGELS Karolien	-	-	-	-	
-	4	DOVOGJA Sarah	-	2	6	8	
-	8	RUYSSCHAERT Elien	-	2	6	8	
-	13	THEVININ Juliette	-	2	5	7	
-	5	HEYRMAN Laura	-	2	4	6	
-	11	VAN NIMMEN Sophie	-	9	6	15	
Others			-	-	-	-	
Total Team			3	23	45	71	1.00





P-3 VOLLEYBALL • Match players ranking

2009 FIVB Girls' Youth World Championship

Pool F - Round 2 / Places 1-8



Match: 26 **Date:** 07.07.2009 **Spectators:** 3'600
City: Nakhonratchasima
Hall: M.C.C.Hall
Match duration: Start: 15:00 End: 16:07 Total: 1:07

Teams	Sets	1	2	3	4	5	Total
THA	0	12	21	21			54
BEL	3	25	25	25			75
Set duration		0:16	0:22	0:23			1:01



BEL • Belgium



Set

Avg. by set

Rk	No	Name	Running Sets	Faults	Still Sets	Total Attempts	Note
1	9	VAN DE VYVER ILKA	16	-	58	74	5.33
-	1	VAN HECKE Lise	-	-	3	3	
-	3	KLINKENBERG Laurine	-	-	-	-	
-	4	DOVOGJA Sarah	-	-	2	2	
-	5	HEYRMAN Laura	-	-	2	2	
-	6	BRUGMAN Delfien	-	-	-	-	
-	8	RUYSSCHAERT Elien	-	-	1	1	
-	10	VAN DEN VONDER Lore	-	-	-	-	
-	11	VAN NIMMEN Sophie	-	-	6	6	
-	12	HERVENT Linde	-	-	-	-	
-	13	THEVININ Juliette	-	-	-	-	
-	14	VLEUGELS Karolien	-	-	-	-	
Others			-	-	-	-	
Total Team			16	-	72	88	5.33



Reception

Eff. %
Limit: 25.00%

Rk	No	Name	Excellents	Faults	Serve Receptions	Total Attempts	Note
1	13	THEVININ Juliette	2	1	15	18	5.56
2	4	DOVOGJA Sarah	1	1	10	12	0.00
-	11	VAN NIMMEN Sophie	-	-	11	11	
-	1	VAN HECKE Lise	-	-	2	2	
-	8	RUYSSCHAERT Elien	-	-	1	1	
-	3	KLINKENBERG Laurine	-	-	-	-	
-	5	HEYRMAN Laura	-	-	-	-	
-	9	VAN DE VYVER ILKA	-	-	-	-	
-	10	VAN DEN VONDER Lore	-	-	-	-	
-	12	HERVENT Linde	-	-	-	-	
-	14	VLEUGELS Karolien	-	-	-	-	
-	6	BRUGMAN Delfien	-	1	3	4	
Others			-	-	-	-	
Total Team			3	3	42	48	0.00

