



P-3 VOLLEYBALL • Match players ranking

2009 FIVB Girls' Youth World Championship

Pool E - Round 2 / Places 1-8




Match: 25 **Date:** 07.07.2009 **Spectators:** 2'180
City: Nakhonratchasima
Hall: M.C.C.Hall
Match duration: **Start:** 12:30 **End:** 14:23 **Total:** 1:53

| Teams | Sets | 1 | 2 | 3 | 4 | 5 | Total |
|---------------------|----------|------|------|------|------|------|-------|
| SRB | 3 | 22 | 17 | 25 | 26 | 15 | 105 |
| JPN | 2 | 25 | 25 | 21 | 24 | 10 | 105 |
| Set duration | | 0:20 | 0:20 | 0:23 | 0:25 | 0:13 | 1:41 |




SRB • Serbia



Spike

Succ. %
Limit: 15.00%

| Rk | No | Name | Spikes | Faults | Shots | Total Attempts | Note |
|-------------------|----|--------------------|--------|--------|-------|----------------|-------|
| 1 | 1 | Klisura Sara | 17 | 2 | 23 | 42 | 40.48 |
| 2 | 11 | Bjelica Ana | 7 | 2 | 21 | 30 | 23.33 |
| - | 5 | Savic Maja | 6 | 3 | 7 | 16 | |
| - | 12 | Stevanovic Jovana | 9 | 1 | 3 | 13 | |
| - | 8 | Rankovic Ljiljana | 4 | - | 8 | 12 | |
| - | 10 | Jocic Aleksandra | 3 | 5 | 3 | 11 | |
| - | 9 | Radenkovic Danica | 2 | - | 3 | 5 | |
| - | 7 | Mihajlovic Marija | - | 1 | 1 | 2 | |
| - | 3 | Medarevic Jelena | - | - | 1 | 1 | |
| - | 6 | Lukovic Ivana | - | - | 1 | 1 | |
| - | 2 | Mrdak Ivana | - | - | - | - | |
| - | 13 | Pilipovic Antonina | - | - | - | - | |
| Others | | | - | - | - | - | |
| Total Team | | | 48 | 14 | 71 | 133 | 36.09 |



Block

Avg. by set

| Rk | No | Name | Kill Blocks | Faults | Rebounds | Total Attempts | Note |
|-------------------|----|--------------------|-------------|--------|----------|----------------|------|
| 1 | 12 | Stevanovic Jovana | 5 | 1 | 14 | 20 | 1.00 |
| 1 | 11 | Bjelica Ana | 5 | 1 | 6 | 12 | 1.00 |
| 3 | 1 | Klisura Sara | 4 | 1 | 1 | 6 | 0.80 |
| 4 | 5 | Savic Maja | 3 | 6 | 21 | 30 | 0.60 |
| 5 | 10 | Jocic Aleksandra | 2 | - | - | 2 | 0.40 |
| 5 | 9 | Radenkovic Danica | 2 | 2 | 2 | 6 | 0.40 |
| - | 2 | Mrdak Ivana | - | - | - | - | |
| - | 3 | Medarevic Jelena | - | - | - | - | |
| - | 6 | Lukovic Ivana | - | - | - | - | |
| - | 7 | Mihajlovic Marija | - | - | - | - | |
| - | 13 | Pilipovic Antonina | - | - | - | - | |
| - | 8 | Rankovic Ljiljana | - | 1 | 1 | 2 | |
| Others | | | - | - | - | - | |
| Total Team | | | 21 | 12 | 45 | 78 | 4.20 |





P-3 VOLLEYBALL • Match players ranking

2009 FIVB Girls' Youth World Championship
Pool E - Round 2 / Places 1-8




Match: 25 **Date:** 07.07.2009 **Spectators:** 2'180
City: Nakhonratchasima
Hall: M.C.C.Hall
Match duration: **Start:** 12:30 **End:** 14:23 **Total:** 1:53

| Teams | Sets | 1 | 2 | 3 | 4 | 5 | Total |
|---------------------|----------|------|------|------|------|------|-------|
| SRB | 3 | 22 | 17 | 25 | 26 | 15 | 105 |
| JPN | 2 | 25 | 25 | 21 | 24 | 10 | 105 |
| Set duration | | 0:20 | 0:20 | 0:23 | 0:25 | 0:13 | 1:41 |



SRB • Serbia




Serve

Avg. by set

| Rk | No | Name | Aces | Faults | Serve Hits | Total Attempts | Note |
|-------------------|----|--------------------|------|--------|------------|----------------|------|
| 1 | 1 | Klisura Sara | 3 | 3 | 12 | 18 | 0.60 |
| 2 | 5 | Savic Maja | 2 | 1 | 17 | 20 | 0.40 |
| 2 | 12 | Stevanovic Jovana | 2 | 3 | 14 | 19 | 0.40 |
| 2 | 9 | Radenkovic Danica | 2 | 3 | 13 | 18 | 0.40 |
| 2 | 11 | Bjelica Ana | 2 | 3 | 10 | 15 | 0.40 |
| 6 | 10 | Jocic Aleksandra | 1 | 3 | 3 | 7 | 0.20 |
| - | 2 | Mrdak Ivana | - | - | - | - | |
| - | 3 | Medarevic Jelena | - | - | - | - | |
| - | 6 | Lukovic Ivana | - | - | - | - | |
| - | 7 | Mihajlovic Marija | - | - | - | - | |
| - | 13 | Pilipovic Antonina | - | - | - | - | |
| - | 8 | Rankovic Ljiljana | - | 3 | 4 | 7 | |
| Others | | | - | - | - | - | |
| Total Team | | | 12 | 19 | 73 | 104 | 2.40 |

Team

| | | | | | |
|-------------------------------|----|---|--|----|--|
| Opponent errors & Team faults | 24 | - | | 24 | |
|-------------------------------|----|---|--|----|--|



Dig

Avg. by set

| Rk | No | Name | Digs | Faults | Receptions | Total Attempts | Note |
|-------------------|----|--------------------|------|--------|------------|----------------|------|
| 1 | 11 | Bjelica Ana | 2 | 12 | 4 | 18 | 0.40 |
| 2 | 12 | Stevanovic Jovana | 1 | 2 | 4 | 7 | 0.20 |
| 2 | 1 | Klisura Sara | 1 | 4 | 7 | 12 | 0.20 |
| 2 | 10 | Jocic Aleksandra | 1 | 3 | 1 | 5 | 0.20 |
| - | 2 | Mrdak Ivana | - | - | - | - | |
| - | 6 | Lukovic Ivana | - | - | - | - | |
| - | 13 | Pilipovic Antonina | - | - | - | - | |
| - | 7 | Mihajlovic Marija | - | 5 | 17 | 22 | |
| - | 8 | Rankovic Ljiljana | - | 6 | 7 | 13 | |
| - | 3 | Medarevic Jelena | - | 4 | 2 | 6 | |
| - | 5 | Savic Maja | - | 2 | 1 | 3 | |
| - | 9 | Radenkovic Danica | - | 8 | 4 | 12 | |
| Others | | | - | - | - | - | |
| Total Team | | | 5 | 46 | 47 | 98 | 1.00 |





P-3 VOLLEYBALL • Match players ranking

2009 FIVB Girls' Youth World Championship
Pool E - Round 2 / Places 1-8



Match: 25 **Date:** 07.07.2009 **Spectators:** 2'180
City: Nakhonratchasima
Hall: M.C.C.Hall
Match duration: **Start:** 12:30 **End:** 14:23 **Total:** 1:53

| Teams | Sets | 1 | 2 | 3 | 4 | 5 | Total |
|---------------------|----------|------|------|------|------|------|-------|
| SRB | 3 | 22 | 17 | 25 | 26 | 15 | 105 |
| JPN | 2 | 25 | 25 | 21 | 24 | 10 | 105 |
| Set duration | | 0:20 | 0:20 | 0:23 | 0:25 | 0:13 | 1:41 |




SRB • Serbia



Set

Avg. by set

| Rk | No | Name | Running Sets | Faults | Still Sets | Total Attempts | Note |
|-------------------|----|--------------------|--------------|--------|------------|----------------|------|
| 1 | 9 | Radenkovic Danica | 28 | 2 | 63 | 93 | 5.60 |
| 2 | 1 | Klisura Sara | 1 | - | 4 | 5 | 0.20 |
| 2 | 3 | Medarevic Jelena | 1 | - | 6 | 7 | 0.20 |
| 2 | 12 | Stevanovic Jovana | 1 | - | 7 | 8 | 0.20 |
| - | 2 | Mrdak Ivana | - | - | - | - | |
| - | 5 | Savic Maja | - | - | 4 | 4 | |
| - | 6 | Lukovic Ivana | - | - | - | - | |
| - | 7 | Mihajlovic Marija | - | - | 1 | 1 | |
| - | 10 | Jocic Aleksandra | - | - | 2 | 2 | |
| - | 13 | Pilipovic Antonina | - | - | - | - | |
| - | 8 | Rankovic Ljiljana | - | 1 | 3 | 4 | |
| - | 11 | Bjelica Ana | - | 1 | 1 | 2 | |
| Others | | | - | - | - | - | |
| Total Team | | | 31 | 4 | 91 | 126 | 6.20 |



Reception

Eff. %
Limit: 25.00%

| Rk | No | Name | Excellents | Faults | Serve Receptions | Total Attempts | Note |
|-------------------|----|--------------------|------------|--------|------------------|----------------|------|
| 1 | 1 | Klisura Sara | 7 | 5 | 20 | 32 | 6.25 |
| 2 | 7 | Mihajlovic Marija | 2 | 2 | 20 | 24 | 0.00 |
| - | 8 | Rankovic Ljiljana | 2 | - | 12 | 14 | |
| - | 2 | Mrdak Ivana | - | - | - | - | |
| - | 3 | Medarevic Jelena | - | - | - | - | |
| - | 6 | Lukovic Ivana | - | - | - | - | |
| - | 9 | Radenkovic Danica | - | - | - | - | |
| - | 10 | Jocic Aleksandra | - | - | - | - | |
| - | 12 | Stevanovic Jovana | - | - | - | - | |
| - | 13 | Pilipovic Antonina | - | - | - | - | |
| - | 11 | Bjelica Ana | 1 | 2 | 21 | 24 | |
| - | 5 | Savic Maja | - | 1 | - | 1 | |
| Others | | | - | - | - | - | |
| Total Team | | | 12 | 10 | 73 | 95 | 2.11 |





P-3 VOLLEYBALL • Match players ranking

2009 FIVB Girls' Youth World Championship

Pool E - Round 2 / Places 1-8




Match: 25 **Date:** 07.07.2009 **Spectators:** 2'180
City: Nakhonratchasima
Hall: M.C.C.Hall
Match duration: **Start:** 12:30 **End:** 14:23 **Total:** 1:53

| Teams | Sets | 1 | 2 | 3 | 4 | 5 | Total |
|---------------------|----------|------|------|------|------|------|-------|
| SRB | 3 | 22 | 17 | 25 | 26 | 15 | 105 |
| JPN | 2 | 25 | 25 | 21 | 24 | 10 | 105 |
| Set duration | | 0:20 | 0:20 | 0:23 | 0:25 | 0:13 | 1:41 |




JPN • Japan



Spike

Succ. %
Limit: 15.00%

| Rk | No | Name | Spikes | Faults | Shots | Total Attempts | Note |
|-------------------|----|-------------------|--------|--------|-------|----------------|-------|
| 1 | 6 | FUTAMI Azusa | 14 | 2 | 15 | 31 | 45.16 |
| 2 | 1 | MORIYA Fumika | 12 | 5 | 13 | 30 | 40.00 |
| 3 | 4 | HORIKAWA Mari | 13 | 6 | 15 | 34 | 38.24 |
| 4 | 5 | KANEKO Saori | 11 | 1 | 18 | 30 | 36.67 |
| - | 11 | MOCHIMARU Yumiko | 2 | 5 | 11 | 18 | |
| - | 2 | MITSUYAMA Chisato | - | - | 1 | 1 | |
| - | 8 | ONO Kaho | - | - | 1 | 1 | |
| - | 3 | KAGAWA Saki | - | - | - | - | |
| - | 7 | SASAKI Mirei | - | - | - | - | |
| - | 9 | KUROKI Mai | - | - | - | - | |
| - | 10 | YAMAKAMI Aya | - | - | - | - | |
| - | 12 | MORI Sumiko | - | - | - | - | |
| Others | | | - | - | - | - | |
| Total Team | | | 52 | 19 | 74 | 145 | 35.86 |



Block

Avg. by set

| Rk | No | Name | Kill Blocks | Faults | Rebounds | Total Attempts | Note |
|-------------------|----|-------------------|-------------|--------|----------|----------------|------|
| 1 | 6 | FUTAMI Azusa | 4 | 1 | 10 | 15 | 0.80 |
| 2 | 5 | KANEKO Saori | 2 | 1 | - | 3 | 0.40 |
| 3 | 1 | MORIYA Fumika | 1 | 2 | 13 | 16 | 0.20 |
| - | 3 | KAGAWA Saki | - | - | - | - | |
| - | 4 | HORIKAWA Mari | - | - | 4 | 4 | |
| - | 7 | SASAKI Mirei | - | - | - | - | |
| - | 8 | ONO Kaho | - | - | - | - | |
| - | 9 | KUROKI Mai | - | - | - | - | |
| - | 10 | YAMAKAMI Aya | - | - | - | - | |
| - | 11 | MOCHIMARU Yumiko | - | - | 1 | 1 | |
| - | 12 | MORI Sumiko | - | - | - | - | |
| - | 2 | MITSUYAMA Chisato | - | 2 | 1 | 3 | |
| Others | | | - | - | - | - | |
| Total Team | | | 7 | 6 | 29 | 42 | 1.40 |





P-3 VOLLEYBALL • Match players ranking

2009 FIVB Girls' Youth World Championship
Pool E - Round 2 / Places 1-8




Match: 25 **Date:** 07.07.2009 **Spectators:** 2'180
City: Nakhonratchasima
Hall: M.C.C.Hall
Match duration: **Start:** 12:30 **End:** 14:23 **Total:** 1:53

| Teams | Sets | 1 | 2 | 3 | 4 | 5 | Total |
|--------------|------|------|------|------|------|------|-------|
| SRB | 3 | 22 | 17 | 25 | 26 | 15 | 105 |
| JPN | 2 | 25 | 25 | 21 | 24 | 10 | 105 |
| Set duration | | 0:20 | 0:20 | 0:23 | 0:25 | 0:13 | 1:41 |



JPN • Japan



Serve

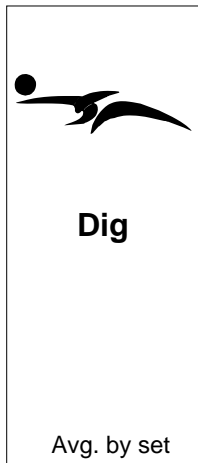
Avg. by set

| Rk | No | Name | Aces | Faults | Serve Hits | Total Attempts | Note |
|-------------------|----|-------------------|------|--------|------------|----------------|------|
| 1 | 2 | MITSUYAMA Chisato | 5 | 2 | 21 | 28 | 1.00 |
| 2 | 4 | HORIKAWA Mari | 3 | 2 | 12 | 17 | 0.60 |
| 3 | 5 | KANEKO Saori | 2 | 3 | 8 | 13 | 0.40 |
| - | 3 | KAGAWA Saki | - | - | - | - | |
| - | 7 | SASAKI Mirei | - | - | - | - | |
| - | 8 | ONO Kaho | - | - | - | - | |
| - | 9 | KUROKI Mai | - | - | 1 | 1 | |
| - | 10 | YAMAKAMI Aya | - | - | - | - | |
| - | 12 | MORI Sumiko | - | - | - | - | |
| - | 1 | MORIYA Fumika | - | 1 | 21 | 22 | |
| - | 6 | FUTAMI Azusa | - | 1 | 8 | 9 | |
| - | 11 | MOCHIMARU Yumiko | - | 2 | 14 | 16 | |
| Others | | | - | - | - | - | |
| Total Team | | | 10 | 11 | 85 | 106 | 2.00 |



Team

| | | | |
|-------------------------------|----|---|----|
| Opponent errors & Team faults | 36 | - | 36 |
|-------------------------------|----|---|----|



Dig

Avg. by set

| Rk | No | Name | Digs | Faults | Receptions | Total Attempts | Note |
|-------------------|----|-------------------|------|--------|------------|----------------|------|
| 1 | 11 | MOCHIMARU Yumiko | 5 | 12 | 7 | 24 | 1.00 |
| 1 | 12 | MORI Sumiko | 5 | 17 | 6 | 28 | 1.00 |
| 3 | 4 | HORIKAWA Mari | 4 | 4 | 13 | 21 | 0.80 |
| 3 | 2 | MITSUYAMA Chisato | 4 | 5 | 12 | 21 | 0.80 |
| 5 | 1 | MORIYA Fumika | 2 | 3 | 4 | 9 | 0.40 |
| 6 | 5 | KANEKO Saori | 1 | 10 | 7 | 18 | 0.20 |
| - | 3 | KAGAWA Saki | - | - | - | - | |
| - | 7 | SASAKI Mirei | - | - | - | - | |
| - | 8 | ONO Kaho | - | - | - | - | |
| - | 10 | YAMAKAMI Aya | - | - | - | - | |
| - | 6 | FUTAMI Azusa | - | 3 | 4 | 7 | |
| - | 9 | KUROKI Mai | - | 1 | 1 | 2 | |
| Others | | | - | - | - | - | |
| Total Team | | | 21 | 55 | 54 | 130 | 4.20 |





P-3 VOLLEYBALL • Match players ranking

2009 FIVB Girls' Youth World Championship
Pool E - Round 2 / Places 1-8



Match: 25 **Date:** 07.07.2009 **Spectators:** 2'180
City: Nakhonratchasima
Hall: M.C.C.Hall
Match duration: **Start:** 12:30 **End:** 14:23 **Total:** 1:53

| Teams | Sets | 1 | 2 | 3 | 4 | 5 | Total |
|--------------|------|------|------|------|------|------|-------|
| SRB | 3 | 22 | 17 | 25 | 26 | 15 | 105 |
| JPN | 2 | 25 | 25 | 21 | 24 | 10 | 105 |
| Set duration | | 0:20 | 0:20 | 0:23 | 0:25 | 0:13 | 1:41 |




JPN • Japan



Set

Avg. by set

| Rk | No | Name | Running Sets | Faults | Still Sets | Total Attempts | Note |
|-------------------|----|-------------------|--------------|--------|------------|----------------|------|
| 1 | 2 | MITSUYAMA Chisato | 32 | - | 72 | 104 | 6.40 |
| - | 1 | MORIYA Fumika | - | - | 7 | 7 | |
| - | 3 | KAGAWA Saki | - | - | - | - | |
| - | 4 | HORIKAWA Mari | - | - | 7 | 7 | |
| - | 5 | KANEKO Saori | - | - | 9 | 9 | |
| - | 6 | FUTAMI Azusa | - | - | 2 | 2 | |
| - | 7 | SASAKI Mirei | - | - | - | - | |
| - | 9 | KUROKI Mai | - | - | - | - | |
| - | 10 | YAMAKAMI Aya | - | - | - | - | |
| - | 11 | MOCHIMARU Yumiko | - | - | 5 | 5 | |
| - | 12 | MORI Sumiko | - | - | 2 | 2 | |
| - | 8 | ONO Kaho | - | 1 | - | 1 | |
| Others | | | - | - | - | - | |
| Total Team | | | 32 | 1 | 104 | 137 | 6.40 |



Reception

Eff. %
Limit: 25.00%

| Rk | No | Name | Excellents | Faults | Serve Receptions | Total Attempts | Note |
|-------------------|----|-------------------|------------|--------|------------------|----------------|-------|
| 1 | 12 | MORI Sumiko | 12 | 3 | 25 | 40 | 22.50 |
| - | 1 | MORIYA Fumika | - | - | - | - | |
| - | 2 | MITSUYAMA Chisato | - | - | - | - | |
| - | 3 | KAGAWA Saki | - | - | - | - | |
| - | 4 | HORIKAWA Mari | - | - | - | - | |
| - | 6 | FUTAMI Azusa | - | - | - | - | |
| - | 7 | SASAKI Mirei | - | - | - | - | |
| - | 8 | ONO Kaho | - | - | - | - | |
| - | 9 | KUROKI Mai | - | - | - | - | |
| - | 10 | YAMAKAMI Aya | - | - | - | - | |
| - | 5 | KANEKO Saori | 1 | 5 | 18 | 24 | |
| - | 11 | MOCHIMARU Yumiko | 2 | 5 | 14 | 21 | |
| Others | | | - | - | - | - | |
| Total Team | | | 15 | 13 | 57 | 85 | 2.35 |

